

## **AGENDA**

- I. Call to Order
- II. Roll Call
- III. Pledge of Allegiance
- IV. Approval of Agenda
- V. Matters from the Public
- VI. Unfinished Business
- VII. Consent Agenda
  - A. Approval: Voucher Expenses
  - B. Approval: Interim Voucher Expenses
  - C. Accept: Treasurer's Report
  - D. Approval: Regular Meeting Minutes 07.20.23
  - E. Approval: Committee Meeting Minutes of the Whole 08.03.23
  - F. Approval: D47 Intergovernmental Agreement
  - G. Approval: McHenry County Division of Transportation Road Improvements
  - H. Approval: McHenry County Historical Society Event Request
  - I. Approval: IPRA Report Card Review
  - J. Approval: Mudd Runner Earth Day Event Request
  - K. Approval: Ornerly Mule Racing Frozen Gnome Event Request
  - L. Approval: Ornerly Mule Racing Soul Crusher Trail Race Event Request
  - M. Approval: Sunrise of Crystal Lake Event Request
- VIII. Items Removed from Consent Agenda
- IX. New Business Action Items
  - A. Approval: Della Playground Replacement Project
  - B. Approval: Resolution 23.24.07 Bank Signatures'
- X. Discussion Items
- XI. Reports to the Board
- XII. Matters from the Board
- XIII. Executive Session
  - a. Litigation 2 (c) 11
  - b. Personnel 2 (c) 1
  - c. Sale or Lease 2 (c) 6
  - d. Land Acquisition / Lease 2 (c) 5
  - e. Review of Minutes Including Semi-annual Review to Release 2 (c) 21

- XIV. Reconvene
- XV. Action from Matters from Executive Session
  - A. Review of Minutes Including Semi-annual Review to Release 2 (c)21
- XVI. Adjourn

**Next Committee of the Whole Meeting:  
Sept 7, 2023  
Administrative Office 6:30pm  
Next Park Board Regular Meeting:  
Sept 21, 2023  
Administrative Office 6:30pm**

\*The public comment portion of the meeting occurs at the time set forth on the meeting agenda. The public comment period is intended to provide an opportunity for individuals to comment on matters related to the Park District. Speakers are limited to three (3) minutes per person during the public comment portion of the meeting, unless extended by the Board at its discretion. The total amount of time allocated for public comments at a particular meeting is 30 minutes unless determined otherwise by the Presiding Officer.

ADA: In compliance with the Americans with Disabilities Act this and all other meetings of the Crystal Lake District are located in facilities that are physically accessible to those who have disabilities. If additional reasonable accommodations are needed for persons who qualify under the Act as having a "disability", please contact the Park District during normal business hours at 815-459-0680 at least 48 hours prior to any meeting so that such accommodations can be provided.

## Prepared Agenda August 17, 2023

### VII. Consent Agenda

A motion is requested of the Board to approve the Consent Agenda items, as presented.

- A. Approval: The Voucher Expenses for the month ending, July 31, 2023, in the amount of \$560,600.37.
- B. Approval: The Interim Voucher Expenses for the month ending August 31, 2023, in the amount of \$429,227.77.
- C. Accept: The Treasurer's Report for the month ending, July 31, 2023, in the amount of \$16,963,037.82.
- D. Approval: Regular Meeting Minutes 07.20.23
- E. Approval: Committee Meeting Minutes of the Whole 08.03.23
- F. Approval: D47 Intergovernmental Agreement
- G. Approval: McHenry County Division of Transportation Road Improvements
- H. Approval: McHenry County Historical Society Event Request
- I. Approval: IPRA Report Card
- J. Approval: Mudd Runner Earth Day Event Request
- K. Approval: Ornerly Mule Racing Frozen Gnome Event Request
- L. Approval: Ornerly Mule Racing Soul Crusher Trail Race Event Request
- M. Approval: Sunrise of Crystal Lake Event Request

### VIII. Items Removed from Consent Agenda

#### IX. New Business Action Items

- A. Approval: Della Playground Replacement Project
- B. Approval: Resolution 23.24.07 Bank Signatures

#### X. Discussion Items

#### XI. Reports to the Board

#### XII. Matters from the Board

#### XIII. Executive Session

- a. Litigation 2 (c) 11
- b. Personnel 2 (c) 1
- c. Sale or Lease 2 (c) 6
- d. Land Acquisition / Lease 2 (c) 5
- e. Review of Minutes Including Semi-annual Review to Release 2 (c) 21

#### XIV. Reconvene

#### XV. Executive Session

#### XVI. Action from Matters from Executive Session

- A. Review of Minutes Including Semi-annual Review to Release 2 (c) 21

#### XVII. Adjourn

# Expense Approval Report

By Vendor Name



Crystal Lake Park District, IL

Post Dates 7/1/2023 - 7/31/2023

Vendor Name	Payable Number	Post Date	Description (Item)	Account Number	Amount	
<b>Vendor: VEN01 - *****</b>						
<b>Paid</b>						
*****	INV0029431-R	07/20/2023	Refund for rental on June 24 ...	01-210710	-75.00	
*****	INV0029518	07/11/2023	DEPOSIT REFUND ROTARY SH...	01-210710	100.00	
*****	INV0029519	07/11/2023	MAIN BEACH ADMISSION REF...	01-210710	21.00	
*****	INV0029520	07/11/2023	REFUND WEST BEACH ADMISS...	01-210710	6.00	
*****	INV0029526	07/13/2023	MAIN BEACH ADMISSION REF...	01-210710	8.00	
*****	INV0029527	07/13/2023	REFUND MAIN BEACH ADMISS...	01-210710	8.00	
*****	INV0029528	07/13/2023	REFUND SENIOR CAMP 2 WEE...	01-210710	410.00	
*****	INV0029529	07/14/2023	DEPOSIT FEE REFUND	01-210710	250.00	
*****	INV0029554	07/20/2023	MAIN BEACH ADMISSION REF...	01-210710	8.00	
*****	INV0029555	07/20/2023	MAIN BEACH ADMISSION REF...	01-210710	19.00	
*****	INV0029556	07/20/2023	REFUND RACKET CLUB CREDIT...	01-210710	16.00	
*****	INV0029557	07/20/2023	REFUND FOR ACTIVITY TRANS...	01-210710	95.00	
*****	INV0029558	07/20/2023	DEPOSIT FEE REFUND	01-210710	75.00	
					<b>Paid Total:</b>	<b>941.00</b>
					<b>Vendor VEN01 - ***** Total:</b>	<b>941.00</b>
<b>Vendor: 59908 - 3287-NCPERS-IL IMRF</b>						
<b>Paid</b>						
3287-NCPERS-IL IMRF	INV0029470	07/07/2023	IMRF Life Ins Premium	01-290003	38.00	
3287-NCPERS-IL IMRF	INV0029536	07/21/2023	IMRF Life Ins Premium	01-290003	38.00	
					<b>Paid Total:</b>	<b>76.00</b>
					<b>Vendor 59908 - 3287-NCPERS-IL IMRF Total:</b>	<b>76.00</b>
<b>Vendor: 00580 - ACE HARDWARE</b>						
<b>Outstanding</b>						
ACE HARDWARE	131733	07/12/2023	FASTENERS	01-12-00-530672	32.55	
ACE HARDWARE	132048	07/12/2023	HERBICIDE APPLICATION SUPP...	01-12-00-530696	23.97	
ACE HARDWARE	132050	07/13/2023	PROPANE - BONCOSKY	01-12-00-550172	68.97	
ACE HARDWARE	132060	07/13/2023	SEAL, OUTLETS, TAPE - MAIN	01-12-00-550152	87.52	
ACE HARDWARE	132074	07/14/2023	PAVILION HOT WATER HEATER...	20-11-00-560025	42.97	
ACE HARDWARE	132082	07/13/2023	CHAINSAW CHAINS	01-12-00-530227	53.98	
ACE HARDWARE	132084	07/13/2023	CHAINSAW CHAINS	01-12-00-530227	-25.99	
ACE HARDWARE	132085	07/13/2023	CHAINSAW CHAINS	01-12-00-530227	27.99	
ACE HARDWARE	132095	07/18/2023	BATTERIES	02-68-00-530404	6.99	
ACE HARDWARE	132104	07/18/2023	PAINT FOR BENCHES AT BON...	12-11-04-530020	34.47	
ACE HARDWARE	132105	07/17/2023	PLASTICWELD SYRINGE AND V...	01-12-00-530227	28.58	
ACE HARDWARE	132129	07/18/2023	LIQUID HEAT DRAIN - TRC AND...	01-12-00-550159	11.99	
ACE HARDWARE	132129	07/18/2023	LIQUID HEAT DRAIN - TRC AND...	20-11-00-560227	11.99	
ACE HARDWARE	132136	07/19/2023	IRRIGATION SUPPLIES FOR N...	01-12-00-530697	6.99	
ACE HARDWARE	132159	07/21/2023	SCREEN, SCREW, ANT KILLER	01-12-00-530227	8.59	
ACE HARDWARE	132159	07/21/2023	SCREEN, SCREW, ANT KILLER	01-12-00-550156	16.58	
ACE HARDWARE	132159	07/21/2023	SCREEN, SCREW, ANT KILLER	01-12-00-550172	10.99	
ACE HARDWARE	132179	07/25/2023	MOWER REPAIR PARTS	01-12-00-530675	36.99	
ACE HARDWARE	132211	07/26/2023	CAULK FOR OUTSIDE LIGHT - ...	01-12-00-550156	8.59	
ACE HARDWARE	132218	07/26/2023	STAINLESS STEEL NAILS FOR T...	01-12-00-530227	14.99	
					<b>Outstanding Total:</b>	<b>509.70</b>
<b>Paid</b>						
ACE HARDWARE	131953	07/03/2023	SUND SUPPLIES	02-68-00-550177	13.89	
ACE HARDWARE	131968	07/03/2023	PINS	02-68-00-550177	1.88	
ACE HARDWARE	131995	07/07/2023	BATTERY FOR EMERGENCY LI...	01-12-00-550158	34.99	
ACE HARDWARE	131999	07/05/2023	BATTERIES & TAPE MEASURE	19-11-00-530250	17.98	
ACE HARDWARE	132019	07/10/2023	PALMER PROGRAM SUPPLIES	08-11-00-503636	9.98	
ACE HARDWARE	132029	07/10/2023	IRIGATION SUPPLIES FOR MIC...	01-12-00-530697	23.50	

Expense Approval Report

Post Dates: 7/1/2023 - 7/31/2023

Vendor Name	Payable Number	Post Date	Description (Item)	Account Number	Amount	
ACE HARDWARE	132037	07/10/2023	EPOXY	01-12-00-530227	20.97	
					<b>Paid Total:</b>	<b>123.19</b>
					<b>Vendor 00580 - ACE HARDWARE Total:</b>	<b>632.89</b>

Vendor: 01650 - AFLAC

Paid						
AFLAC	INV0029472	07/07/2023	AFLAC Disability	01-290003	39.61	
AFLAC	INV0029477	07/07/2023	AFLAC - After Tax	01-290003	63.76	
AFLAC	INV0029481	07/07/2023	AFLAC - Pre-tax	01-290003	209.39	
AFLAC	INV0029538	07/21/2023	AFLAC Disability	01-290003	39.61	
AFLAC	INV0029543	07/21/2023	AFLAC - After Tax	01-290003	48.94	
AFLAC	INV0029547	07/21/2023	AFLAC - Pre-tax	01-290003	296.89	
					<b>Paid Total:</b>	<b>698.20</b>
					<b>Vendor 01650 - AFLAC Total:</b>	<b>698.20</b>

Vendor: 01750 - AFTERSCHOOL ENRICHMENT SOLUTIONS INC

Outstanding						
AFTERSCHOOL ENRICHMENT ...	3005337	07/26/2023	2ND SESSION OF CHESS CAMP	02-63-00-502287	1,350.00	
					<b>Outstanding Total:</b>	<b>1,350.00</b>
Paid						
AFTERSCHOOL ENRICHMENT ...	3005282	07/06/2023	SMART START ART CAMP WE...	02-64-00-502284	1,920.00	
					<b>Paid Total:</b>	<b>1,920.00</b>
					<b>Vendor 01750 - AFTERSCHOOL ENRICHMENT SOLUTIONS INC Total:</b>	<b>3,270.00</b>

Vendor: 02030 - AIRGAS USA LLC

Outstanding						
AIRGAS USA LLC	5500183283	07/17/2023	CYLINDER RENTAL	01-12-00-530227	54.43	
					<b>Outstanding Total:</b>	<b>54.43</b>
					<b>Vendor 02030 - AIRGAS USA LLC Total:</b>	<b>54.43</b>

Vendor: 03530 - ALPHAGRAPHERICS

Outstanding						
ALPHAGRAPHERICS	30365	07/22/2023	BUSINESS CARDS KAUTH/ESC...	01-11-00-530395	49.46	
ALPHAGRAPHERICS	30365	07/22/2023	BUSINESS CARDS KAUTH/ESC...	02-11-00-530395	49.46	
					<b>Outstanding Total:</b>	<b>98.92</b>
Paid						
ALPHAGRAPHERICS	30296	07/03/2023	NAME PLATE -MARIA TORRES	01-11-00-530553	21.48	
					<b>Paid Total:</b>	<b>21.48</b>
					<b>Vendor 03530 - ALPHAGRAPHERICS Total:</b>	<b>120.40</b>

Vendor: 03670 - AMERICAN RED CROSS

Paid						
AMERICAN RED CROSS	22595696	07/10/2023	LIFEGUARD CLASSES	11-11-00-503375	1,037.00	
AMERICAN RED CROSS	22600185	07/05/2023	LIFEGUARD CLASSES	11-11-00-503375	836.00	
					<b>Paid Total:</b>	<b>1,873.00</b>
					<b>Vendor 03670 - AMERICAN RED CROSS Total:</b>	<b>1,873.00</b>

Vendor: 03690 - AMY OLSON

Paid						
AMY OLSON	INV0029507	07/10/2023	JUNE 2023 MILEAGE	01-11-00-570677	203.97	
					<b>Paid Total:</b>	<b>203.97</b>
					<b>Vendor 03690 - AMY OLSON Total:</b>	<b>203.97</b>

Vendor: 03900 - ANCEL GLINK, PC

Paid					
ANCEL GLINK, PC	96998	07/12/2023	LEGAL FEES MAY 2023	01-11-00-520220	3,045.94
ANCEL GLINK, PC	96998	07/12/2023	PROSECUTION MAY 2023	01-11-00-520228	490.00
ANCEL GLINK, PC	96998	07/12/2023	LEGAL FEES MAY 2023	02-11-00-520220	1,015.31
ANCEL GLINK, PC	97742	07/12/2023	LEGAL FEES JUNE 2023	01-11-00-520220	2,067.19
ANCEL GLINK, PC	97742	07/12/2023	PROSECUTION JUNE 2023	01-11-00-520228	735.00

Expense Approval Report

Post Dates: 7/1/2023 - 7/31/2023

Vendor Name	Payable Number	Post Date	Description (Item)	Account Number	Amount	
ANCEL GLINK, PC	97742	07/12/2023	LEGAL FEES JUNE 2023	02-11-00-520220	689.06	
					<b>Paid Total:</b>	<b>8,042.50</b>
					<b>Vendor 03900 - ANCEL GLINK, PC Total:</b>	<b>8,042.50</b>

Vendor: 03915 - ANDERSON PEST SOLUTIONS

Outstanding						
ANDERSON PEST SOLUTIONS	45036756	07/31/2023	COMMERCIAL SERVICE - GLC	19-11-00-550005	45.00	
ANDERSON PEST SOLUTIONS	47741249	07/31/2023	COMMERCIAL SERVICE - GLC	19-11-00-550005	45.00	
ANDERSON PEST SOLUTIONS	48841525	07/31/2023	COMMERCIAL SERVICE - GLC	19-11-00-550005	45.00	
ANDERSON PEST SOLUTIONS	48842299	07/14/2023	PEST CONTROL - NC	01-12-00-520157	69.61	
ANDERSON PEST SOLUTIONS	48842706	07/14/2023	PEST CONTROL - WOODSCREEK	01-12-00-520141	45.00	
ANDERSON PEST SOLUTIONS	48842736	07/13/2023	PEST CONTROL - GARAGE	01-12-00-550153	75.00	
					<b>Outstanding Total:</b>	<b>324.61</b>

Paid						
ANDERSON PEST SOLUTIONS	48840745	07/07/2023	COMMERCIAL SERVICE - MAIN	01-12-00-520152	83.22	
ANDERSON PEST SOLUTIONS	48840950	07/07/2023	COMMERCIAL SERVICE - WEST	01-12-00-520154	46.35	
ANDERSON PEST SOLUTIONS	48841806	07/07/2023	COMMERCIAL SERVICE- ROTA...	01-12-00-520160	55.00	
ANDERSON PEST SOLUTIONS	48841954	07/07/2023	COMMERCIAL SERVICE - SPOE...	01-12-00-520158	42.00	
ANDERSON PEST SOLUTIONS	48842045	07/07/2023	COMMERCIAL SERVICE - CPH	01-12-00-520171	57.00	
ANDERSON PEST SOLUTIONS	48842314	07/07/2023	PEST CONTROL - ADMIN	01-12-00-520159	93.23	
ANDERSON PEST SOLUTIONS	48842315	07/07/2023	EXTERIOR INSECT MAINTS - A...	01-12-00-520159	118.09	
ANDERSON PEST SOLUTIONS	488440755	07/07/2023	COMMERCIAL SERVICE - BARL...	01-12-00-520156	62.15	
					<b>Paid Total:</b>	<b>557.04</b>
					<b>Vendor 03915 - ANDERSON PEST SOLUTIONS Total:</b>	<b>881.65</b>

Vendor: 04230 - ANNA YOUNG

Paid						
ANNA YOUNG	INV0029440	07/05/2023	JUNE 2023 MILEAGE	02-63-00-502186	17.69	
					<b>Paid Total:</b>	<b>17.69</b>
					<b>Vendor 04230 - ANNA YOUNG Total:</b>	<b>17.69</b>

Vendor: 06100 - AUTO TECH CENTERS INC

Outstanding						
AUTO TECH CENTERS INC	INV051375	07/14/2023	OIL CHANGE	01-12-00-520691	74.90	
AUTO TECH CENTERS INC	INV051390	07/25/2023	MOWER TIRE	01-12-00-530665	153.43	
					<b>Outstanding Total:</b>	<b>228.33</b>
Paid						
AUTO TECH CENTERS INC	INV050977	07/07/2023	TRUCK MAINTENANCE	01-12-00-520691	233.30	
AUTO TECH CENTERS INC	INV051248	07/10/2023	TIRE	01-12-00-530665	103.49	
					<b>Paid Total:</b>	<b>336.79</b>
					<b>Vendor 06100 - AUTO TECH CENTERS INC Total:</b>	<b>565.12</b>

Vendor: 06858 - B & B PRODUCTIONS INC

Paid						
B & B PRODUCTIONS INC	INV0029517	07/11/2023	CONCERT SOUND PAYMENT	02-66-00-503128	1,000.00	
B & B PRODUCTIONS INC	INV0029531	07/18/2023	CONCERT SOUND PAYMENT	02-66-00-503128	1,000.00	
B & B PRODUCTIONS INC	INV0029561	07/25/2023	SOUND FOR CONCERT	02-66-00-503128	1,000.00	
					<b>Paid Total:</b>	<b>3,000.00</b>
					<b>Vendor 06858 - B &amp; B PRODUCTIONS INC Total:</b>	<b>3,000.00</b>

Vendor: 07100 - BABOLAT

Outstanding						
BABOLAT	2860680	07/28/2023	REPLACEMENT GRIP & STRING	20-11-00-580734	113.88	
BABOLAT	2860680	07/28/2023	REPLACEMENT GRIP & STRING	20-11-00-580745	394.86	
					<b>Outstanding Total:</b>	<b>508.74</b>
					<b>Vendor 07100 - BABOLAT Total:</b>	<b>508.74</b>

## Expense Approval Report

Post Dates: 7/1/2023 - 7/31/2023

Vendor Name	Payable Number	Post Date	Description (Item)	Account Number	Amount	
<b>Vendor: 08506 - BEACON ATHLETICS LLC</b>						
<b>Outstanding</b>						
BEACON ATHLETICS LLC	0574910	07/25/2023	FIELD EQUIPMENT	01-12-00-550558	638.00	
					<b>Outstanding Total:</b>	<b>638.00</b>
<b>Vendor 08506 - BEACON ATHLETICS LLC Total:</b>					<b>638.00</b>	
<b>Vendor: 09300 - BENSON ELECTRICAL CONTRACTING</b>						
<b>Paid</b>						
BENSON ELECTRICAL CONTRA...	20-12588	07/07/2023	ADD CIRCUIT BOARD TO BAND..	01-12-00-520152	1,306.38	
					<b>Paid Total:</b>	<b>1,306.38</b>
<b>Vendor 09300 - BENSON ELECTRICAL CONTRACTING Total:</b>					<b>1,306.38</b>	
<b>Vendor: 61215 - BLUE TARP FINANCIAL</b>						
<b>Outstanding</b>						
BLUE TARP FINANCIAL	76331396	07/12/2023	SKID SPRAYER AND HARROW ...	01-12-00-570030	3,770.97	
BLUE TARP FINANCIAL	76375416	07/12/2023	GAS CAN	01-12-00-530227	229.40	
BLUE TARP FINANCIAL	76604450	07/12/2023	SPOT SPRAYER	01-12-00-570030	169.99	
					<b>Outstanding Total:</b>	<b>4,170.36</b>
<b>Vendor 61215 - BLUE TARP FINANCIAL Total:</b>					<b>4,170.36</b>	
<b>Vendor: 10330 - BOTTS WELDING</b>						
<b>Paid</b>						
BOTTS WELDING	693781	07/07/2023	INSPECT FORD #16	01-12-00-530335	27.00	
BOTTS WELDING	694179	07/07/2023	INSPECT 2009 FORD	01-12-00-530335	28.00	
BOTTS WELDING	694291	07/07/2023	INSPECT 2009 FORD	01-12-00-530335	28.00	
BOTTS WELDING	694451	07/07/2023	INSPECT 2019 FORD	01-12-00-530335	27.00	
BOTTS WELDING	694485	07/07/2023	INSPECT CHEVY #28	01-12-00-530335	27.00	
					<b>Paid Total:</b>	<b>137.00</b>
<b>Vendor 10330 - BOTTS WELDING Total:</b>					<b>137.00</b>	
<b>Vendor: 48730 - BRAD KNIPFEL</b>						
<b>Outstanding</b>						
BRAD KNIPFEL	871684	07/24/2023	BOOT IMBURSEMENT	01-12-00-510694	244.99	
					<b>Outstanding Total:</b>	<b>244.99</b>
<b>Vendor 48730 - BRAD KNIPFEL Total:</b>					<b>244.99</b>	
<b>Vendor: 10600 - BREAKTHRU BEVERAGE</b>						
<b>Paid</b>						
BREAKTHRU BEVERAGE	110951559	07/03/2023	ALCOHOL - MAIN BEACH BAR	01-23-00-530016	145.76	
					<b>Paid Total:</b>	<b>145.76</b>
<b>Vendor 10600 - BREAKTHRU BEVERAGE Total:</b>					<b>145.76</b>	
<b>Vendor: 11675 - BULL VALLEY FORD</b>						
<b>Outstanding</b>						
BULL VALLEY FORD	122656	07/14/2023	BUS REPAIR	01-12-00-520673	27.90	
					<b>Outstanding Total:</b>	<b>27.90</b>
<b>Vendor 11675 - BULL VALLEY FORD Total:</b>					<b>27.90</b>	
<b>Vendor: 11755 - BURRIS EQUIPMENT CO</b>						
<b>Outstanding</b>						
BURRIS EQUIPMENT CO	PS2012019-1	07/13/2023	HYDRO FOR KUBOTA TRACTOR	01-12-00-530673	488.20	
BURRIS EQUIPMENT CO	PS3014286-1	07/12/2023	PTO BELT	01-12-00-530673	66.86	
					<b>Outstanding Total:</b>	<b>555.06</b>
<b>Paid</b>						
BURRIS EQUIPMENT CO	ES3001889-1	07/06/2023	CR :: Sourcewell ID#96310; Ve...	16-11-00-570090	-435.40	
BURRIS EQUIPMENT CO	ES3001889-1	07/06/2023	Ventrac tractor with impleme...	16-11-00-570090	124,398.98	
					<b>Paid Total:</b>	<b>123,963.58</b>
<b>Vendor 11755 - BURRIS EQUIPMENT CO Total:</b>					<b>124,518.64</b>	

Expense Approval Report

Post Dates: 7/1/2023 - 7/31/2023

Vendor Name	Payable Number	Post Date	Description (Item)	Account Number	Amount	
<b>Vendor: 09978 - CAITLYN KOPERA</b>						
<b>Paid</b>						
CAITLYN KOPERA	INV0029435	07/05/2023	BEAUTY & THE BEAST STUDEN...	02-64-00-503383	34.00	
					<b>Paid Total:</b>	<b>34.00</b>
					<b>Vendor 09978 - CAITLYN KOPERA Total:</b>	<b>34.00</b>
<b>Vendor: 13120 - CARY PARK DISTRICT</b>						
<b>Outstanding</b>						
CARY PARK DISTRICT	2176	07/25/2023	ADULT CAMP TRIP ON 7/19	02-65-00-502466	299.70	
					<b>Outstanding Total:</b>	<b>299.70</b>
					<b>Vendor 13120 - CARY PARK DISTRICT Total:</b>	<b>299.70</b>
<b>Vendor: 13500 - CERTIFIED SERVICES INC</b>						
<b>Paid</b>						
CERTIFIED SERVICES INC	8148856-R	07/12/2023	ELECTRA COAT FOR TRUCK	01-12-00-530691	-238.04	
					<b>Paid Total:</b>	<b>-238.04</b>
					<b>Vendor 13500 - CERTIFIED SERVICES INC Total:</b>	<b>-238.04</b>
<b>Vendor: 13710 - CHAS. HERDRICH &amp; SON, INC.</b>						
<b>Paid</b>						
CHAS. HERDRICH & SON, INC.	163694	07/10/2023	BEER GARDEN - TOURNAMENT	12-11-04-530016	109.40	
					<b>Paid Total:</b>	<b>109.40</b>
					<b>Vendor 13710 - CHAS. HERDRICH &amp; SON, INC. Total:</b>	<b>109.40</b>
<b>Vendor: 14310 - CITY OF CRYSTAL LAKE</b>						
<b>Paid</b>						
CITY OF CRYSTAL LAKE	INV0029488	07/07/2023	VA NATURE CENTER WATER	08-11-00-520208	72.36	
CITY OF CRYSTAL LAKE	INV0029489	07/07/2023	VA SOUTH BATHROOMS	01-11-00-520208	6.75	
CITY OF CRYSTAL LAKE	INV0029489	07/07/2023	VA SOUTH BATHROOMS	02-11-00-520208	6.75	
CITY OF CRYSTAL LAKE	INV0029490	07/07/2023	BARLINA HOUSE WATER	02-63-00-502133	61.41	
CITY OF CRYSTAL LAKE	INV0029491	07/07/2023	ADMIN BUILDING WATER	01-11-00-520208	41.65	
CITY OF CRYSTAL LAKE	INV0029491	07/07/2023	ADMIN BUILDING WATER	02-11-00-520208	41.66	
CITY OF CRYSTAL LAKE	INV0029492	07/07/2023	GLC WATER	19-11-00-520208	31.50	
CITY OF CRYSTAL LAKE	INV0029493	07/07/2023	PARK POLICE HEADQUARTERS...	01-11-00-520208	14.28	
CITY OF CRYSTAL LAKE	INV0029493	07/07/2023	PARK POLICE HEADQUARTERS...	02-11-00-520208	14.28	
CITY OF CRYSTAL LAKE	INV0029494	07/07/2023	MAIN BEACH YARD HYDRANT...	01-11-00-520208	8.81	
CITY OF CRYSTAL LAKE	INV0029494	07/07/2023	MAIN BEACH YARD HYDRANT...	02-11-00-520208	8.80	
CITY OF CRYSTAL LAKE	INV0029495	07/07/2023	MAIN BEACH COMPOUND HY...	01-11-00-520208	21.90	
CITY OF CRYSTAL LAKE	INV0029495	07/07/2023	MAIN BEACH COMPOUND HY...	02-11-00-520208	21.90	
CITY OF CRYSTAL LAKE	INV0029496	07/07/2023	MAIN BEACH WATER	01-11-00-520208	134.73	
CITY OF CRYSTAL LAKE	INV0029496	07/07/2023	MAIN BEACH WATER	02-11-00-520208	134.73	
CITY OF CRYSTAL LAKE	INV0029497	07/01/2023	GARAGE WATER	01-11-00-520208	30.71	
CITY OF CRYSTAL LAKE	INV0029497	07/01/2023	GARAGE WATER	02-11-00-520208	30.70	
CITY OF CRYSTAL LAKE	INV0029498	07/01/2023	FOUR COLONIES PARK WATER	01-11-00-520208	4.02	
CITY OF CRYSTAL LAKE	INV0029498	07/01/2023	FOUR COLONIES PARK WATER	02-11-00-520208	4.01	
CITY OF CRYSTAL LAKE	INV0029499	07/01/2023	LIPPOLD OUTPOST BUILDING...	01-11-00-520208	143.62	
CITY OF CRYSTAL LAKE	INV0029500	07/07/2023	VA OAKWOODS LODGE WATER	01-11-00-520208	14.28	
CITY OF CRYSTAL LAKE	INV0029500	07/07/2023	VA OAKWOODS LODGE WATER	02-11-00-520208	14.28	
CITY OF CRYSTAL LAKE	INV0029501	07/07/2023	VA NORTH BATHROOMS WAT...	01-11-00-520208	25.23	
CITY OF CRYSTAL LAKE	INV0029501	07/07/2023	VA NORTH BATHROOMS WAT...	02-11-00-520208	25.23	
CITY OF CRYSTAL LAKE	INV0029502	07/07/2023	VA SPLASH PAD WATER	01-11-00-520208	408.80	
CITY OF CRYSTAL LAKE	INV0029502	07/07/2023	VA SPLASH PAD WATER	02-11-00-520208	408.79	
CITY OF CRYSTAL LAKE	INV0029503	07/07/2023	VA ROTARY SHELTER WATER	01-11-00-520208	79.14	
CITY OF CRYSTAL LAKE	INV0029504	07/07/2023	WOODS CREEK PARK WATER	01-11-00-520208	41.66	
CITY OF CRYSTAL LAKE	INV0029504	07/07/2023	WOODS CREEK PARK WATER	02-11-00-520208	41.65	
CITY OF CRYSTAL LAKE	INV0029505	07/07/2023	WOODS CREEK SPLASH PAD	01-11-00-520208	985.88	
CITY OF CRYSTAL LAKE	INV0029505	07/07/2023	WOODS CREEK SPLASH PAD	02-11-00-520208	985.88	
CITY OF CRYSTAL LAKE	INV0029506	07/07/2023	VA NORTH SHELTER WATER	01-11-00-520208	8.03	
					<b>Paid Total:</b>	<b>3,873.42</b>
					<b>Vendor 14310 - CITY OF CRYSTAL LAKE Total:</b>	<b>3,873.42</b>



**Expense Approval Report**

Post Dates: 7/1/2023 - 7/31/2023

Vendor Name	Payable Number	Post Date	Description (Item)	Account Number	Amount
<b>Vendor: 59844 - CLAIRE NAUGHTON</b>					
<b>Paid</b>					
CLAIRE NAUGHTON	INV0029446	07/05/2023	JUNE 2023 MILEAGE	01-11-00-570677	290.82
CLAIRE NAUGHTON	INV0029559	07/24/2023	AFLAC Reimbursement	02-11-00-540507	501.88
<b>Paid Total:</b>					<b>792.70</b>
<b>Vendor 59844 - CLAIRE NAUGHTON Total:</b>					<b>792.70</b>
<b>Vendor: 15156 - COLLEEN COLLIS</b>					
<b>Paid</b>					
COLLEEN COLLIS	INV0029513	07/10/2023	JUNE 2023 MILEAGE	02-63-00-502220	64.19
<b>Paid Total:</b>					<b>64.19</b>
<b>Vendor 15156 - COLLEEN COLLIS Total:</b>					<b>64.19</b>
<b>Vendor: 15270 - COMMONWEALTH EDISON</b>					
<b>Paid</b>					
COMMONWEALTH EDISON	INV0029451	07/06/2023	PALMER HOUSE ELECTRIC	01-11-00-520206	8.40
COMMONWEALTH EDISON	INV0029451	07/06/2023	PALMER HOUSE ELECTRIC	02-11-00-520206	8.39
<b>Paid Total:</b>					<b>16.79</b>
<b>Vendor 15270 - COMMONWEALTH EDISON Total:</b>					<b>16.79</b>
<b>Vendor: 15273 - COMMUNITY HIGH SCHOOL DIST 155</b>					
<b>Paid</b>					
COMMUNITY HIGH SCHOOL D... 1527		07/05/2023	THEATER RENTAL BEAUTY & T...	02-64-00-503205	140.00
<b>Paid Total:</b>					<b>140.00</b>
<b>Vendor 15273 - COMMUNITY HIGH SCHOOL DIST 155 Total:</b>					<b>140.00</b>
<b>Vendor: 15360 - CONSERV FS, INC.</b>					
<b>Outstanding</b>					
CONSERV FS, INC.	65159688	07/26/2023	Mickey Sund field renovations	02-68-00-550172	14,000.00
CONSERV FS, INC.	65159822	07/25/2023	LABOR TO INSTALL INFIELD M...	02-68-00-550177	3,800.00
<b>Outstanding Total:</b>					<b>17,800.00</b>
<b>Paid</b>					
CONSERV FS, INC.	65158941	07/06/2023	TURFACE FOR FIELD RENOVAT...	02-68-00-550177	1,895.00
CONSERV FS, INC.	65159061	07/10/2023	FIELD PAINT	02-68-00-503356	155.92
CONSERV FS, INC.	65159061	07/10/2023	FIELD PAINT	02-68-00-503357	309.65
CONSERV FS, INC.	65159061	07/10/2023	FIELD PAINT	02-68-00-503363	232.83
<b>Paid Total:</b>					<b>2,593.40</b>
<b>Vendor 15360 - CONSERV FS, INC. Total:</b>					<b>20,393.40</b>
<b>Vendor: 15690 - CORP AMER FAMILY CREDIT UNION</b>					
<b>Paid</b>					
CORP AMER FAMILY CREDIT ...	INV0029471	07/07/2023	Corp Amer Credit Union	01-290003	669.00
CORP AMER FAMILY CREDIT ...	INV0029537	07/21/2023	Corp Amer Credit Union	01-290003	669.00
<b>Paid Total:</b>					<b>1,338.00</b>
<b>Vendor 15690 - CORP AMER FAMILY CREDIT UNION Total:</b>					<b>1,338.00</b>
<b>Vendor: 15780 - COUNSILMAN/HUNSAKER &amp; ASSOCIATES, INC</b>					
<b>Outstanding</b>					
COUNSILMAN/HUNSAKER & A...	23588	07/26/2023	PROFESSIONAL SERVICES 6/16...	11-11-00-530374	1,113.00
<b>Outstanding Total:</b>					<b>1,113.00</b>
<b>Vendor 15780 - COUNSILMAN/HUNSAKER &amp; ASSOCIATES, INC Total:</b>					<b>1,113.00</b>
<b>Vendor: 15806 - COUNTRYSIDE GARDEN CENTER</b>					
<b>Outstanding</b>					
COUNTRYSIDE GARDEN CENT...	T1-0618767	07/13/2023	FLOWERS - MAIN	01-12-00-550556	207.90
COUNTRYSIDE GARDEN CENT...	T1-0637647	07/22/2023	FLOWER ARRANGEMENT -DU...	01-11-00-570250	38.00
COUNTRYSIDE GARDEN CENT...	T1-0637647	07/22/2023	FLOWER ARRANGEMENT -DU...	02-11-00-570250	38.00
<b>Outstanding Total:</b>					<b>283.90</b>
<b>Paid</b>					
COUNTRYSIDE GARDEN CENT...	T1-0630577	07/03/2023	GREENHOUSE	08-11-00-530705	130.33

Expense Approval Report

Post Dates: 7/1/2023 - 7/31/2023

Vendor Name	Payable Number	Post Date	Description (Item)	Account Number	Amount
COUNTRYSIDE GARDEN CENT...	T1-0634805	07/05/2023	PLANTS FOR KITCHEN GARDEN..	01-12-00-550671	21.57
<b>Paid Total:</b>					<b>151.90</b>
<b>Vendor 15806 - COUNTRYSIDE GARDEN CENTER Total:</b>					<b>435.80</b>
<b>Vendor: 16152 - CROWN RESTROOMS</b>					
<b>Paid</b>					
CROWN RESTROOMS	PS545970	07/07/2023	PORTA POTTY RENTALS	01-12-00-520151	145.00
CROWN RESTROOMS	PS545970	07/07/2023	PORTA POTTY RENTALS	01-12-00-520152	620.00
CROWN RESTROOMS	PS545970	07/07/2023	PORTA POTTY RENTALS	01-12-00-520154	145.00
CROWN RESTROOMS	PS545970	07/07/2023	PORTA POTTY RENTALS	01-12-00-520156	175.00
CROWN RESTROOMS	PS545970	07/07/2023	PORTA POTTY RENTALS	01-12-00-520158	350.00
CROWN RESTROOMS	PS545970	07/07/2023	PORTA POTTY RENTALS	01-12-00-550573	210.00
CROWN RESTROOMS	PS545970	07/07/2023	PORTA POTTY RENTALS	01-12-00-550664	156.25
CROWN RESTROOMS	PS545970	07/07/2023	PORTA POTTY RENTALS	01-12-00-550676	175.00
<b>Paid Total:</b>					<b>1,976.25</b>
<b>Vendor 16152 - CROWN RESTROOMS Total:</b>					<b>1,976.25</b>
<b>Vendor: 36350 - DARYL HIGBY</b>					
<b>Outstanding</b>					
DARYL HIGBY	490867	07/18/2023	JEAN AND BOOT REIMBURSE...	01-12-00-510694	169.95
<b>Outstanding Total:</b>					<b>169.95</b>
<b>Vendor 36350 - DARYL HIGBY Total:</b>					<b>169.95</b>
<b>Vendor: 16261 - DAWN GILMAN</b>					
<b>Paid</b>					
DAWN GILMAN	20250	07/05/2023	NAME BADGES	01-11-00-530395	15.00
DAWN GILMAN	20250	07/05/2023	NAME BADGES	02-11-00-530395	15.00
<b>Paid Total:</b>					<b>30.00</b>
<b>Vendor 16261 - DAWN GILMAN Total:</b>					<b>30.00</b>
<b>Vendor: 17080 - DLM: DALE L. MARTIN</b>					
<b>Outstanding</b>					
DLM: DALE L. MARTIN	720-1	07/26/2023	DIP N DOTS - MAIN	12-11-01-530010	1,747.20
<b>Outstanding Total:</b>					<b>1,747.20</b>
<b>Paid</b>					
DLM: DALE L. MARTIN	630-1	07/03/2023	DIP N DOTS - MAIN BEACH	12-11-01-530010	1,560.00
<b>Paid Total:</b>					<b>1,560.00</b>
<b>Vendor 17080 - DLM: DALE L. MARTIN Total:</b>					<b>3,307.20</b>
<b>Vendor: 19930 - DULCEDO CONSTRUCTION LLC</b>					
<b>Paid</b>					
DULCEDO CONSTRUCTION LLC	1629	07/06/2023	Main Beach Flat Roof Replac...	16-11-00-570050	13,908.50
<b>Paid Total:</b>					<b>13,908.50</b>
<b>Vendor 19930 - DULCEDO CONSTRUCTION LLC Total:</b>					<b>13,908.50</b>
<b>Vendor: 20050 - DUNLOP SPORTS GROUP AMERICAS</b>					
<b>Outstanding</b>					
DUNLOP SPORTS GROUP AME...	7544450	07/14/2023	GREEN DOT BALLS	20-11-00-530573	864.00
<b>Outstanding Total:</b>					<b>864.00</b>
<b>Paid</b>					
DUNLOP SPORTS GROUP AME...	7544451	07/05/2023	GREEN DOT CART BALLS	20-11-00-530573	820.80
<b>Paid Total:</b>					<b>820.80</b>
<b>Vendor 20050 - DUNLOP SPORTS GROUP AMERICAS Total:</b>					<b>1,684.80</b>
<b>Vendor: 21000 - EBY GRAPHICS INC</b>					
<b>Outstanding</b>					
EBY GRAPHICS INC	10891	07/18/2023	SPLASH PAD SIGNS	01-12-00-530630	133.00
EBY GRAPHICS INC	10892	07/18/2023	SOUND ORDINANCE SIGN FOR...	01-12-00-530630	37.00
EBY GRAPHICS INC	10926	07/25/2023	PLAYGROUND SIGNS	01-12-00-530630	424.12
EBY GRAPHICS INC	10929	07/25/2023	TOT TIME SIGNS FOR SPLASH ...	01-12-00-530630	133.00
<b>Outstanding Total:</b>					<b>727.12</b>

**Expense Approval Report**

Post Dates: 7/1/2023 - 7/31/2023

Vendor Name	Payable Number	Post Date	Description (Item)	Account Number	Amount	
<b>Paid</b>						
EBY GRAPHICS INC	10740	07/07/2023	TRUCK LOGOS	01-12-00-520691	297.87	
					<b>Paid Total:</b>	<b>297.87</b>
<b>Vendor 21000 - EBY GRAPHICS INC Total:</b>					<b>1,024.99</b>	
<b>Vendor: 21260 - EFRAIM CARLSON &amp; SON INC</b>						
<b>Paid</b>						
EFRAIM CARLSON & SON INC	AIA-G702-1992-5	07/10/2023	Main Beach Concession Reno...	16-11-00-570050	27,740.75	
					<b>Paid Total:</b>	<b>27,740.75</b>
<b>Vendor 21260 - EFRAIM CARLSON &amp; SON INC Total:</b>					<b>27,740.75</b>	
<b>Vendor: 22300 - ELEGANT PRESENTATIONS INC</b>						
<b>Outstanding</b>						
ELEGANT PRESENTATIONS INC	76640	07/26/2023	LINEN EXPENSE - RANESES	01-23-00-520260	287.24	
					<b>Outstanding Total:</b>	<b>287.24</b>
<b>Paid</b>						
ELEGANT PRESENTATIONS INC	76439	07/03/2023	LINEN EXPENSE - HARVEY	01-23-00-520260	296.18	
ELEGANT PRESENTATIONS INC	76440	07/03/2023	LINEN EXPENSE - SPINO	01-23-00-520260	501.77	
					<b>Paid Total:</b>	<b>797.95</b>
<b>Vendor 22300 - ELEGANT PRESENTATIONS INC Total:</b>					<b>1,085.19</b>	
<b>Vendor: 49500 - EMMA KOENIG</b>						
<b>Paid</b>						
EMMA KOENIG	INV0029445	07/05/2023	JUNE 2023 MILEAGE	02-11-00-570677	178.16	
					<b>Paid Total:</b>	<b>178.16</b>
<b>Vendor 49500 - EMMA KOENIG Total:</b>					<b>178.16</b>	
<b>Vendor: 26100 - EVP ACADEMIES, LLC</b>						
<b>Paid</b>						
EVP ACADEMIES, LLC	2398	07/10/2023	JUNE 2023 CAMPS AND CLASS...	02-63-20-502108	2,772.00	
					<b>Paid Total:</b>	<b>2,772.00</b>
<b>Vendor 26100 - EVP ACADEMIES, LLC Total:</b>					<b>2,772.00</b>	
<b>Vendor: 27555 - FASTSIGNS</b>						
<b>Outstanding</b>						
FASTSIGNS	2088-14385	07/26/2023	REPAIR FLAGPOLE AT VA	01-12-00-520155	350.00	
					<b>Outstanding Total:</b>	<b>350.00</b>
<b>Vendor 27555 - FASTSIGNS Total:</b>					<b>350.00</b>	
<b>Vendor: 27740 - FERGUSON ENTERPRISES INC</b>						
<b>Outstanding</b>						
FERGUSON ENTERPRISES INC	7317977	07/18/2023	PAVILION WATER HEATER REP...	20-11-00-560025	1,107.66	
FERGUSON ENTERPRISES INC	7323648	07/18/2023	AUTO URINAL FLUSHER - MAIN	01-12-00-550152	669.00	
FERGUSON ENTERPRISES INC	7336272	07/25/2023	BATH SINK - ROTARY	01-12-00-550160	333.72	
FERGUSON ENTERPRISES INC	7338651	07/26/2023	MENS LOCKER ROOM - MAIN	01-12-00-550152	669.00	
					<b>Outstanding Total:</b>	<b>2,779.38</b>
<b>Vendor 27740 - FERGUSON ENTERPRISES INC Total:</b>					<b>2,779.38</b>	
<b>Vendor: 00010 - FIFTH THIRD BANK</b>						
<b>Paid</b>						
FIFTH THIRD BANK	063023	07/01/2023	CHRIST FARM ELECTRIC (50%)	01-11-00-520206	9.93	
FIFTH THIRD BANK	063023	07/01/2023	BEALS PROPERTY ELECTRIC (5...	01-11-00-520206	277.66	
FIFTH THIRD BANK	063023	07/01/2023	ADMIN BLDG ELECTRIC (50%)	01-11-00-520206	386.82	
FIFTH THIRD BANK	063023	07/01/2023	MAIN BEACH/GARAGE ELECTR...	01-11-00-520206	343.40	
FIFTH THIRD BANK	063023	07/01/2023	SOD FARM ELECTRIC (50%)	01-11-00-520206	9.75	
FIFTH THIRD BANK	063023	07/01/2023	BAND SHELL ELECTRIC (50%)	01-11-00-520206	13.17	
FIFTH THIRD BANK	063023	07/01/2023	WEST BEACH BOAT GATE ELE...	01-11-00-520206	13.27	
FIFTH THIRD BANK	063023	07/01/2023	SPOERL PARK ELECTRIC (50%)	01-11-00-520206	29.39	
FIFTH THIRD BANK	063023	07/01/2023	MICKEY SUND ELECTRIC (33.3...	01-11-00-520206	36.42	
FIFTH THIRD BANK	063023	07/01/2023	REMOTE ADMIN LOT ELECTRIC..	01-11-00-520206	16.67	
FIFTH THIRD BANK	063023	07/01/2023	WEST BEACH ELECTRIC (50%)	01-11-00-520206	50.81	
FIFTH THIRD BANK	063023	07/01/2023	SHAMROCK HILLS ELECTRIC (5...	01-11-00-520206	55.88	

Expense Approval Report

Post Dates: 7/1/2023 - 7/31/2023

Vendor Name	Payable Number	Post Date	Description (Item)	Account Number	Amount
FIFTH THIRD BANK	063023	07/01/2023	STERNE'S ELECTRIC (50%)	01-11-00-520206	68.48
FIFTH THIRD BANK	063023	07/01/2023	POLICE ELECTRIC (50%)	01-11-00-520206	69.57
FIFTH THIRD BANK	063023	07/01/2023	GRAND OAKS ELECTRIC (50%)	01-11-00-520206	153.46
FIFTH THIRD BANK	063023	07/01/2023	VA ELECTRIC (50%)	01-11-00-520206	234.56
FIFTH THIRD BANK	063023	07/01/2023	WOODS CREEK PARK ELECTRIC...	01-11-00-520206	44.54
FIFTH THIRD BANK	063023	07/01/2023	GARAGE PHONE, INTERNET S...	01-11-00-520209	85.06
FIFTH THIRD BANK	063023	07/01/2023	VERIZON MAY 2023 (14.52%)	01-11-00-520209	417.52
FIFTH THIRD BANK	063023	07/01/2023	ADMIN, MAIN BEACH, POLICE...	01-11-00-520209	675.75
FIFTH THIRD BANK	063023	07/01/2023	SPOERL INTERNET SERVICE (5...	01-11-00-520209	77.45
FIFTH THIRD BANK	063023	07/01/2023	ROTARY BUILDING PHONES, I...	01-11-00-520209	78.06
FIFTH THIRD BANK	063023	07/01/2023	GRAND OAKS VIDEO, INTERNE...	01-11-00-520209	158.78
FIFTH THIRD BANK	063023	07/01/2023	SHAMROCK HILLS INTERNET S...	01-11-00-520209	64.98
FIFTH THIRD BANK	063023	07/01/2023	ADMIN FIBER (50%)	01-11-00-520209	439.98
FIFTH THIRD BANK	063023	07/01/2023	BUSINESS PHONE LINES (50%)	01-11-00-520209	1,640.41
FIFTH THIRD BANK	063023	07/01/2023	BUSINESS PHONE LINES (50%)	01-11-00-520209	1,640.42
FIFTH THIRD BANK	063023	07/01/2023	WOODSCREEK PHONE, INTER...	01-11-00-520209	121.93
FIFTH THIRD BANK	063023	07/01/2023	WEST BEACH INTERNET, VIDE...	01-11-00-520209	109.00
FIFTH THIRD BANK	063023	07/01/2023	SHAMROCK HILLS PHONE SER...	01-11-00-520209	104.24
FIFTH THIRD BANK	063023	07/01/2023	SHAMROCK HILLS PHONE SER...	01-11-00-520209	104.23
FIFTH THIRD BANK	063023	07/01/2023	ADMIN FIBER (50%)	01-11-00-520209	439.97
FIFTH THIRD BANK	063023	07/01/2023	BENCHMARK -MANAGER OF R...	01-11-00-520212	147.50
FIFTH THIRD BANK	063023	07/01/2023	EMAIL SERVICE (50%)	01-11-00-520213	60.83
FIFTH THIRD BANK	063023	07/01/2023	POSTAGE MACHINE LEASE (5...	01-11-00-520216	288.54
FIFTH THIRD BANK	063023	07/01/2023	ADOBE MONTHLY SUBSCRIPT...	01-11-00-520222	15.00
FIFTH THIRD BANK	063023	07/01/2023	COFFEE SUPPLIES (50%)	01-11-00-530425	75.48
FIFTH THIRD BANK	063023	07/01/2023	OFFICE SUPPLIES	01-11-00-530553	122.97
FIFTH THIRD BANK	063023	07/01/2023	OFFICE SUPPLIES (50%)	01-11-00-530553	56.49
FIFTH THIRD BANK	063023	07/01/2023	OFFICE SUPPLIES (50%)	01-11-00-530553	33.30
FIFTH THIRD BANK	063023	07/01/2023	OFFICE SUPPLIES (50%)	01-11-00-530553	15.25
FIFTH THIRD BANK	063023	07/01/2023	OFFICE SUPPLIES (50%)	01-11-00-530553	9.99
FIFTH THIRD BANK	063023	07/01/2023	OFFICE SUPPLIES (50%)	01-11-00-530553	7.59
FIFTH THIRD BANK	063023	07/01/2023	CR OFFICE SUPPLIES (50%)	01-11-00-530553	-2.99
FIFTH THIRD BANK	063023	07/01/2023	CR OFFICE SUPPLIES (50%)	01-11-00-530553	-3.00
FIFTH THIRD BANK	063023	07/01/2023	OFFICE SUPPLIES (20.38%)	01-11-00-530553	208.63
FIFTH THIRD BANK	063023	07/01/2023	EQUIPMENT -COFFEE MAKER ...	01-11-00-530560	303.19
FIFTH THIRD BANK	063023	07/01/2023	COMPUTER BOAT HOUSE (50...	01-11-00-530563	441.75
FIFTH THIRD BANK	063023	07/01/2023	HP PRINTER - BEACH (50%)	01-11-00-530563	117.50
FIFTH THIRD BANK	063023	07/01/2023	LAPTOP MEMORY MODULES (...)	01-11-00-530563	69.08
FIFTH THIRD BANK	063023	07/01/2023	IPAD CASE, KEYBOARD	01-11-00-530563	42.96
FIFTH THIRD BANK	063023	07/01/2023	PDRMA LUNCH MEETING	01-11-00-570676	64.86
FIFTH THIRD BANK	063023	07/01/2023	CR IPRA IT NETWORK MEETIN...	01-11-00-570676	-20.00
FIFTH THIRD BANK	063023	07/01/2023	CORKBOARD (17.97%)	01-12-00-520152	68.19
FIFTH THIRD BANK	063023	07/01/2023	SOUND SYSTEM, MICROPHONE	01-12-00-520152	172.98
FIFTH THIRD BANK	063023	07/01/2023	SOUNDSYSTEM KEYS GRAND ...	01-12-00-520164	15.00
FIFTH THIRD BANK	063023	07/01/2023	GARBAGE FUEL CHARGE - JUN...	01-12-00-520205	860.06
FIFTH THIRD BANK	063023	07/01/2023	GARBAGE - GARAGE (75%)	01-12-00-520205	2,580.20
FIFTH THIRD BANK	063023	07/01/2023	VERIZON MAY 2023 (44.32%)	01-12-00-520209	1,274.32
FIFTH THIRD BANK	063023	07/01/2023	ISA CERTIFICATION - OLSON	01-12-00-520225	120.00
FIFTH THIRD BANK	063023	07/01/2023	PLAYGROUND TEST, PREP BU...	01-12-00-520225	590.00
FIFTH THIRD BANK	063023	07/01/2023	CAR WASH SUPPLIES	01-12-00-530227	40.58
FIFTH THIRD BANK	063023	07/01/2023	MISC TOOLS	01-12-00-530227	858.40
FIFTH THIRD BANK	063023	07/01/2023	SENSITIVE SKIN SUNSCREEN	01-12-00-530318	10.48
FIFTH THIRD BANK	063023	07/01/2023	GOGGLES, STROBES	01-12-00-530318	615.87
FIFTH THIRD BANK	063023	07/01/2023	CLR - CLEANING (22.74%)	01-12-00-530353	34.66
FIFTH THIRD BANK	063023	07/01/2023	GEL PENS	01-12-00-530553	64.00
FIFTH THIRD BANK	063023	07/01/2023	HANGING FILE FOLDERS	01-12-00-530553	55.23
FIFTH THIRD BANK	063023	07/01/2023	PHONE CASE	01-12-00-530553	23.98
FIFTH THIRD BANK	063023	07/01/2023	PHONE CASE	01-12-00-530553	23.98
FIFTH THIRD BANK	063023	07/01/2023	PICNIC TABLE BOARDS	01-12-00-530670	1,215.36
FIFTH THIRD BANK	063023	07/01/2023	WEED WHIP REPAIR	01-12-00-530673	51.98

Expense Approval Report

Post Dates: 7/1/2023 - 7/31/2023

Vendor Name	Payable Number	Post Date	Description (Item)	Account Number	Amount
FIFTH THIRD BANK	063023	07/01/2023	MOWER REPAIR	01-12-00-530675	25.98
FIFTH THIRD BANK	063023	07/01/2023	FUEL TANK CAP	01-12-00-530691	17.04
FIFTH THIRD BANK	063023	07/01/2023	LIGHT BARS	01-12-00-530691	438.03
FIFTH THIRD BANK	063023	07/01/2023	HERBICIDE	01-12-00-530696	199.95
FIFTH THIRD BANK	063023	07/01/2023	FLOATING MAT ACCESSORY	01-12-00-550152	24.98
FIFTH THIRD BANK	063023	07/01/2023	FLEX SEAL	01-12-00-550152	33.98
FIFTH THIRD BANK	063023	07/01/2023	GATE LATCH	01-12-00-550156	143.77
FIFTH THIRD BANK	063023	07/01/2023	FAST PATCH	01-12-00-550559	593.90
FIFTH THIRD BANK	063023	07/01/2023	TENNIS NET	01-12-00-550664	420.00
FIFTH THIRD BANK	063023	07/01/2023	VERIZON MAY 2023 (5.14%)	01-14-00-520209	147.78
FIFTH THIRD BANK	063023	07/01/2023	LODGING CIT CONFERENCE G...	01-14-00-520225	219.52
FIFTH THIRD BANK	063023	07/01/2023	TRAFFIC BATONS	01-14-00-550600	131.99
FIFTH THIRD BANK	063023	07/01/2023	BAR MATS	01-23-00-530250	79.55
FIFTH THIRD BANK	063023	07/01/2023	SUPPLIES - MAIN BEACH BAR	01-23-00-530250	82.95
FIFTH THIRD BANK	063023	07/01/2023	PINEAPPLE JUICE ALOHA EVE...	01-23-00-530250	117.62
FIFTH THIRD BANK	063023	07/01/2023	SWIFFER CLEANING EQUIPME...	01-23-00-530250	51.04
FIFTH THIRD BANK	063023	07/01/2023	GARBAGE - GRAND OAKS	02-11-00-520205	147.14
FIFTH THIRD BANK	063023	07/01/2023	GRAND OAKS ELECTRIC (50%)	02-11-00-520206	153.46
FIFTH THIRD BANK	063023	07/01/2023	ADMIN BLDG ELECTRIC (50%)	02-11-00-520206	386.81
FIFTH THIRD BANK	063023	07/01/2023	MAIN BEACH/GARAGE ELECTR...	02-11-00-520206	343.40
FIFTH THIRD BANK	063023	07/01/2023	BEALS PROPERTY ELECTRIC (5...	02-11-00-520206	277.65
FIFTH THIRD BANK	063023	07/01/2023	VA ELECTRIC (50%)	02-11-00-520206	234.56
FIFTH THIRD BANK	063023	07/01/2023	POLICE ELECTRIC (50%)	02-11-00-520206	69.56
FIFTH THIRD BANK	063023	07/01/2023	SPOERL PARK ELECTRIC (50%)	02-11-00-520206	29.38
FIFTH THIRD BANK	063023	07/01/2023	SHAMROCK HILLS ELECTRIC (5...	02-11-00-520206	55.88
FIFTH THIRD BANK	063023	07/01/2023	WOODS CREEK PARK ELECTRIC..	02-11-00-520206	44.54
FIFTH THIRD BANK	063023	07/01/2023	MICKEY SUND ELECTRIC (33.3...	02-11-00-520206	36.42
FIFTH THIRD BANK	063023	07/01/2023	REMOTE ADMIN LOT ELECTRIC..	02-11-00-520206	16.66
FIFTH THIRD BANK	063023	07/01/2023	WEST BEACH BOAT GATE ELE...	02-11-00-520206	13.26
FIFTH THIRD BANK	063023	07/01/2023	BAND SHELL ELECTRIC (50%)	02-11-00-520206	13.17
FIFTH THIRD BANK	063023	07/01/2023	SOD FARM ELECTRIC (50%)	02-11-00-520206	9.76
FIFTH THIRD BANK	063023	07/01/2023	STERNE'S ELECTRIC (50%)	02-11-00-520206	68.48
FIFTH THIRD BANK	063023	07/01/2023	CHRIST FARM ELECTRIC (50%)	02-11-00-520206	9.92
FIFTH THIRD BANK	063023	07/01/2023	WEST BEACH ELECTRIC (50%)	02-11-00-520206	50.80
FIFTH THIRD BANK	063023	07/01/2023	SHAMROCK HILLS PHONE SER...	02-11-00-520209	104.23
FIFTH THIRD BANK	063023	07/01/2023	BONCOSKY, GLC PHONE SERVI...	02-11-00-520209	67.58
FIFTH THIRD BANK	063023	07/01/2023	SPOERL INTERNET SERVICE (5...	02-11-00-520209	77.45
FIFTH THIRD BANK	063023	07/01/2023	ROTARY BUILDING PHONES, I...	02-11-00-520209	78.06
FIFTH THIRD BANK	063023	07/01/2023	GARAGE PHONE, INTERNET S...	02-11-00-520209	85.05
FIFTH THIRD BANK	063023	07/01/2023	SHAMROCK HILLS PHONE SER...	02-11-00-520209	104.24
FIFTH THIRD BANK	063023	07/01/2023	WEST BEACH INTERNET, VIDE...	02-11-00-520209	109.00
FIFTH THIRD BANK	063023	07/01/2023	WOODSCREEK PHONE, INTER...	02-11-00-520209	121.93
FIFTH THIRD BANK	063023	07/01/2023	GRAND OAKS VIDEO, INTERNE...	02-11-00-520209	158.77
FIFTH THIRD BANK	063023	07/01/2023	ADMIN FIBER (50%)	02-11-00-520209	439.97
FIFTH THIRD BANK	063023	07/01/2023	ADMIN FIBER (50%)	02-11-00-520209	439.98
FIFTH THIRD BANK	063023	07/01/2023	VERIZON MAY 2023 (15.84%)	02-11-00-520209	455.53
FIFTH THIRD BANK	063023	07/01/2023	ADMIN, MAIN BEACH, POLICE...	02-11-00-520209	675.75
FIFTH THIRD BANK	063023	07/01/2023	BUSINESS PHONE LINES (50%)	02-11-00-520209	1,640.41
FIFTH THIRD BANK	063023	07/01/2023	SHAMROCK HILLS INTERNET S...	02-11-00-520209	64.97
FIFTH THIRD BANK	063023	07/01/2023	BUSINESS PHONE LINES (50%)	02-11-00-520209	1,640.42
FIFTH THIRD BANK	063023	07/01/2023	BENCHMARK -MANAGER OF R...	02-11-00-520212	147.50
FIFTH THIRD BANK	063023	07/01/2023	EMAIL SERVICE (50%)	02-11-00-520213	60.83
FIFTH THIRD BANK	063023	07/01/2023	POSTAGE MACHINE LEASE (5...	02-11-00-520216	288.54
FIFTH THIRD BANK	063023	07/01/2023	ADOBE MONTHLY SUBSCRIPT...	02-11-00-520222	14.99
FIFTH THIRD BANK	063023	07/01/2023	GO DADDY POYNT FEE	02-11-00-520255	14.99
FIFTH THIRD BANK	063023	07/01/2023	BILLABLE HOURS WEBSITE DES..	02-11-00-530360	33.75
FIFTH THIRD BANK	063023	07/01/2023	ADOBE CREATIVE CLOUD SUB...	02-11-00-530360	169.98
FIFTH THIRD BANK	063023	07/01/2023	SOCIAL MEDIA ARCHIVE SERVI...	02-11-00-530360	185.60
FIFTH THIRD BANK	063023	07/01/2023	ANNUAL SUBSCRIPTION QR C...	02-11-00-530360	191.88
FIFTH THIRD BANK	063023	07/01/2023	LOCAL SEARCH SERVICES BARL...	02-11-00-530360	299.00

## Expense Approval Report

Post Dates: 7/1/2023 - 7/31/2023

Vendor Name	Payable Number	Post Date	Description (Item)	Account Number	Amount
FIFTH THIRD BANK	063023	07/01/2023	SHAW MEDIA ARCHIVE SUBSC...	02-11-00-530360	4.95
FIFTH THIRD BANK	063023	07/01/2023	ALOHA SUMMER AD, CADDYS...	02-11-00-530365	126.01
FIFTH THIRD BANK	063023	07/01/2023	JULY 4 PARADE FLOAT DECOR...	02-11-00-530395	108.74
FIFTH THIRD BANK	063023	07/01/2023	RINGS CAMP SWIM MARKETI...	02-11-00-530395	12.98
FIFTH THIRD BANK	063023	07/01/2023	COFFEE SUPPLIES (50%)	02-11-00-530425	75.48
FIFTH THIRD BANK	063023	07/01/2023	CR OFFICE SUPPLIES (50%)	02-11-00-530553	-3.00
FIFTH THIRD BANK	063023	07/01/2023	OFFICE SUPPLIES (50%)	02-11-00-530553	7.59
FIFTH THIRD BANK	063023	07/01/2023	OFFICE SUPPLIES (50%)	02-11-00-530553	15.24
FIFTH THIRD BANK	063023	07/01/2023	OFFICE SUPPLIES (50%)	02-11-00-530553	9.99
FIFTH THIRD BANK	063023	07/01/2023	OFFICE SUPPLIES (20.38%)	02-11-00-530553	208.63
FIFTH THIRD BANK	063023	07/01/2023	OFFICE SUPPLIES (50%)	02-11-00-530553	56.49
FIFTH THIRD BANK	063023	07/01/2023	PHONE CASE	02-11-00-530553	23.81
FIFTH THIRD BANK	063023	07/01/2023	OFFICE SUPPLIES (50%)	02-11-00-530553	33.30
FIFTH THIRD BANK	063023	07/01/2023	CR OFFICE SUPPLIES (50%)	02-11-00-530553	-2.99
FIFTH THIRD BANK	063023	07/01/2023	EQUIPMENT -COFFEE MAKER ...	02-11-00-530560	303.19
FIFTH THIRD BANK	063023	07/01/2023	TRAINING TV	02-11-00-530560	229.99
FIFTH THIRD BANK	063023	07/01/2023	TV STAND	02-11-00-530560	190.37
FIFTH THIRD BANK	063023	07/01/2023	COMPUTER BOAT HOUSE (50...	02-11-00-530563	441.75
FIFTH THIRD BANK	063023	07/01/2023	HP PRINTER - BEACH (50%)	02-11-00-530563	117.49
FIFTH THIRD BANK	063023	07/01/2023	IPAD CASE	02-11-00-530563	77.03
FIFTH THIRD BANK	063023	07/01/2023	LAPTOP MEMORY MODULES (...	02-11-00-530563	69.07
FIFTH THIRD BANK	063023	07/01/2023	FITNESS EQUIPMENT	02-62-00-503209	293.91
FIFTH THIRD BANK	063023	07/01/2023	KEY TAGS	02-62-00-503209	32.79
FIFTH THIRD BANK	063023	07/01/2023	SOUND SYSTEM MICROPHONE..	02-62-00-503209	24.31
FIFTH THIRD BANK	063023	07/01/2023	MICROPHONE SPLITTER	02-62-00-503209	12.94
FIFTH THIRD BANK	063023	07/01/2023	CR SOUND SYSTEM MICROPH...	02-62-00-503209	-6.95
FIFTH THIRD BANK	063023	07/01/2023	CR SOUND SYSTEM MICROPH...	02-62-00-503209	-8.66
FIFTH THIRD BANK	063023	07/01/2023	BARLINA HOUSE ELECTRIC	02-63-00-502133	250.47
FIFTH THIRD BANK	063023	07/01/2023	VERIZON MAY 2023 (1.71%)	02-63-00-502133	49.26
FIFTH THIRD BANK	063023	07/01/2023	BARLINA PHONES, INTERNET (...	02-63-00-502133	215.05
FIFTH THIRD BANK	063023	07/01/2023	PEE WEE TRIP	02-63-00-502186	871.99
FIFTH THIRD BANK	063023	07/01/2023	PEE WEE JUNIOR, SENIOR TRIP	02-63-00-502186	6,000.00
FIFTH THIRD BANK	063023	07/01/2023	JUNIOR CAMP TRIP	02-63-00-502186	950.00
FIFTH THIRD BANK	063023	07/01/2023	PEE WEE, JUNIOR TRIP	02-63-00-502186	2,260.00
FIFTH THIRD BANK	063023	07/01/2023	PEE WEE, JR, SR TRIP DEPOSIT	02-63-00-502186	1,046.25
FIFTH THIRD BANK	063023	07/01/2023	PEE WEE TRIP	02-63-00-502186	920.00
FIFTH THIRD BANK	063023	07/01/2023	SENIOR TRIP	02-63-00-502186	1,128.00
FIFTH THIRD BANK	063023	07/01/2023	SENIOR TRIP	02-63-00-502186	1,154.23
FIFTH THIRD BANK	063023	07/01/2023	CAMP FIELD TRIP	02-63-00-502186	1,200.00
FIFTH THIRD BANK	063023	07/01/2023	JUNIOR CAMP TRIP	02-63-00-502186	1,483.99
FIFTH THIRD BANK	063023	07/01/2023	JUNIOR CAMP TRIP	02-63-00-502186	1,500.00
FIFTH THIRD BANK	063023	07/01/2023	SENIOR TRIP	02-63-00-502186	1,823.99
FIFTH THIRD BANK	063023	07/01/2023	PEE WEE TRIP	02-63-00-502186	450.00
FIFTH THIRD BANK	063023	07/01/2023	CAMP FEILD TRIP	02-63-00-502186	135.69
FIFTH THIRD BANK	063023	07/01/2023	ACCREDITATION VISITORS LU...	02-63-00-502187	44.99
FIFTH THIRD BANK	063023	07/01/2023	TEEN TRIP	02-63-00-502188	2,548.45
FIFTH THIRD BANK	063023	07/01/2023	TEEN TRIP	02-63-00-502188	535.68
FIFTH THIRD BANK	063023	07/01/2023	TEEN TRIP	02-63-00-502188	1,211.99
FIFTH THIRD BANK	063023	07/01/2023	TEEN TRIP	02-63-00-502188	1,169.10
FIFTH THIRD BANK	063023	07/01/2023	TEEN TRIP	02-63-00-502188	1,056.00
FIFTH THIRD BANK	063023	07/01/2023	TEEN TRIP	02-63-00-502188	990.00
FIFTH THIRD BANK	063023	07/01/2023	TEEN TRIP DEPOSIT	02-63-00-502188	279.00
FIFTH THIRD BANK	063023	07/01/2023	VERIZON MAY 2023 (11.99%)	02-63-00-502220	344.82
FIFTH THIRD BANK	063023	07/01/2023	ROTARY BUILDING PHONES, I...	02-63-00-502220	156.12
FIFTH THIRD BANK	063023	07/01/2023	BUBBLE GUM SLIME CLASS 6/...	02-63-00-502287	277.20
FIFTH THIRD BANK	063023	07/01/2023	ICE PACKS, ANTISEPTIC WIPES	02-63-00-503186	144.05
FIFTH THIRD BANK	063023	07/01/2023	HAIR SPRAY DANCE CAMP	02-64-00-503205	20.00
FIFTH THIRD BANK	063023	07/01/2023	DANCE COSTUME SHIRT	02-64-00-503205	7.63
FIFTH THIRD BANK	063023	07/01/2023	SUPPLIES DANCE CAMP	02-64-00-503205	7.50
FIFTH THIRD BANK	063023	07/01/2023	CRAFT SUPPLIES DANCE CAMP	02-64-00-503205	74.15

Expense Approval Report

Post Dates: 7/1/2023 - 7/31/2023

Vendor Name	Payable Number	Post Date	Description (Item)	Account Number	Amount
FIFTH THIRD BANK	063023	07/01/2023	SUPPLIES DANCE CAMP CRAF...	02-64-00-503205	23.97
FIFTH THIRD BANK	063023	07/01/2023	SUPPLIES DANCE CAMP CRAF...	02-64-00-503205	29.97
FIFTH THIRD BANK	063023	07/01/2023	SUPPLIES DANCE CAMP CRAF...	02-64-00-503205	31.47
FIFTH THIRD BANK	063023	07/01/2023	FLIP FLOPS DANCE CAMP CRA...	02-64-00-503205	41.60
FIFTH THIRD BANK	063023	07/01/2023	SUPPLIES TINY TOTS DANCE C...	02-64-00-503205	46.25
FIFTH THIRD BANK	063023	07/01/2023	DANCE COSTUMES	02-64-00-503205	127.65
FIFTH THIRD BANK	063023	07/01/2023	DANCE CAMP SUPPLIES	02-64-00-503205	170.78
FIFTH THIRD BANK	063023	07/01/2023	DANCE COSTUMES	02-64-00-503205	361.05
FIFTH THIRD BANK	063023	07/01/2023	POMS DANCE CAMP	02-64-00-503205	510.10
FIFTH THIRD BANK	063023	07/01/2023	HAIR SPRAY DANCE CAMP	02-64-00-503205	20.00
FIFTH THIRD BANK	063023	07/01/2023	DANCE COSTUME SHIRT	02-64-00-503205	7.13
FIFTH THIRD BANK	063023	07/01/2023	HAPKIDO BELT	02-64-00-503283	11.25
FIFTH THIRD BANK	063023	07/01/2023	HAPKIDO BELT	02-64-00-503283	11.25
FIFTH THIRD BANK	063023	07/01/2023	MTI LICENSE PETER PAN JR.	02-64-00-503383	815.00
FIFTH THIRD BANK	063023	07/01/2023	BEAUTY AND THE BEAST JR. C...	02-64-00-503383	45.00
FIFTH THIRD BANK	063023	07/01/2023	FLOWERS, CARDS THEATER IN...	02-64-00-503383	45.49
FIFTH THIRD BANK	063023	07/01/2023	BEAUTY AND THE BEAST JR. ...	02-64-00-503383	121.49
FIFTH THIRD BANK	063023	07/01/2023	THEATER STAFF MEAL	02-64-00-503383	91.38
FIFTH THIRD BANK	063023	07/01/2023	OUT AND ABOUT TRIP MEAL	02-65-00-502466	29.52
FIFTH THIRD BANK	063023	07/01/2023	UMBRELLAS	02-65-00-503466	52.97
FIFTH THIRD BANK	063023	07/01/2023	COFFEE CREAMER	02-65-00-503469	46.66
FIFTH THIRD BANK	063023	07/01/2023	BINGO SUPPLIES	02-65-00-503469	55.94
FIFTH THIRD BANK	063023	07/01/2023	ALOHA SUMMER LEIS	02-66-00-502128	54.21
FIFTH THIRD BANK	063023	07/01/2023	ALOHA SUMMER LEIS	02-66-00-502128	98.42
FIFTH THIRD BANK	063023	07/01/2023	REFUND TO BUYER ALOHA S...	02-66-00-503128	2.87
FIFTH THIRD BANK	063023	07/01/2023	CR TICKETS ALOHA EVENT	02-66-00-503128	-1.49
FIFTH THIRD BANK	063023	07/01/2023	CR TICKETS ALOHA EVENT	02-66-00-503128	-1.50
FIFTH THIRD BANK	063023	07/01/2023	CR TICKETS ALOHA EVENT	02-66-00-503128	-1.50
FIFTH THIRD BANK	063023	07/01/2023	REFUND TO BUYER ALOHA S...	02-66-00-503128	5.74
FIFTH THIRD BANK	063023	07/01/2023	CR TICKETS ALOHA EVENT	02-66-00-503128	-1.50
FIFTH THIRD BANK	063023	07/01/2023	TICKETS ALOHA EVENT	02-66-00-503128	8.75
FIFTH THIRD BANK	063023	07/01/2023	TICKETS ALOHA EVENT	02-66-00-503128	33.76
FIFTH THIRD BANK	063023	07/01/2023	CRAFT LADD PARK	02-66-00-503128	42.91
FIFTH THIRD BANK	063023	07/01/2023	ALOHA SUMMER SUPPLIES	02-66-00-503128	206.32
FIFTH THIRD BANK	063023	07/01/2023	STAFF - SANDWICHES ALOHA ...	02-66-00-503128	303.80
FIFTH THIRD BANK	063023	07/01/2023	ALOHA SUMMER SUPPLIES	02-66-00-503128	496.70
FIFTH THIRD BANK	063023	07/01/2023	REFUND TO BUYER ALOHA S...	02-66-00-503128	15.00
FIFTH THIRD BANK	063023	07/01/2023	PINEAPPLE CUPS ALOHA SU...	02-66-00-503128	527.94
FIFTH THIRD BANK	063023	07/01/2023	ICE PACKS (20%)	02-68-00-503356	28.49
FIFTH THIRD BANK	063023	07/01/2023	BAT PRIZES (42.86%)	02-68-00-503356	2,099.99
FIFTH THIRD BANK	063023	07/01/2023	ICE PACKS (60%)	02-68-00-503357	85.47
FIFTH THIRD BANK	063023	07/01/2023	CO-REC SOFTBALLS	02-68-00-503357	1,984.33
FIFTH THIRD BANK	063023	07/01/2023	BAT PRIZES (57.14%)	02-68-00-503357	2,800.01
FIFTH THIRD BANK	063023	07/01/2023	ICE PACKS (20%)	02-68-00-503363	28.49
FIFTH THIRD BANK	063023	07/01/2023	GARBAGE - LIPPOLD	02-68-00-520205	983.81
FIFTH THIRD BANK	063023	07/01/2023	MICKEY SUND ELECTRIC (33.3...	02-68-00-520206	36.41
FIFTH THIRD BANK	063023	07/01/2023	BONCOSKY EQUIPMENT	02-68-00-550572	6.44
FIFTH THIRD BANK	063023	07/01/2023	CLIMBING TOWER PERMIT FEE	08-11-00-503620	132.93
FIFTH THIRD BANK	063023	07/01/2023	NATURE PROGRAM SUPPLIES	08-11-00-503620	37.98
FIFTH THIRD BANK	063023	07/01/2023	NATURE CENTER ELECTRIC	08-11-00-520206	396.00
FIFTH THIRD BANK	063023	07/01/2023	NATURE CENTER PHONES, INT...	08-11-00-520209	218.91
FIFTH THIRD BANK	063023	07/01/2023	VERIZON MAY 2023 (3.43%)	08-11-00-520209	98.52
FIFTH THIRD BANK	063023	07/01/2023	NATURALIST SUPPLIES	08-11-00-530352	26.98
FIFTH THIRD BANK	063023	07/01/2023	EXHIBITS	08-11-00-530364	1,993.64
FIFTH THIRD BANK	063023	07/01/2023	EXHIBITS	08-11-00-530364	428.95
FIFTH THIRD BANK	063023	07/01/2023	ANIMAL SUPPLIES	08-11-00-530700	98.97
FIFTH THIRD BANK	063023	07/01/2023	GREENHOUSE SUPPLIES	08-11-00-530705	223.00
FIFTH THIRD BANK	063023	07/01/2023	GREENHOUSE SUPPLIES	08-11-00-530705	252.00
FIFTH THIRD BANK	063023	07/01/2023	GREENHOUSE SUPPLIES	08-11-00-530705	260.00
FIFTH THIRD BANK	063023	07/01/2023	GREENHOUSE SUPPLIES	08-11-00-530705	290.00

## Expense Approval Report

Post Dates: 7/1/2023 - 7/31/2023

Vendor Name	Payable Number	Post Date	Description (Item)	Account Number	Amount
FIFTH THIRD BANK	063023	07/01/2023	GREENHOUSE SUPPLIES	08-11-00-530705	275.00
FIFTH THIRD BANK	063023	07/01/2023	MISC SUPPLIES	08-11-00-550601	29.95
FIFTH THIRD BANK	063023	07/01/2023	MISC SUPPLIES	08-11-00-550601	11.30
FIFTH THIRD BANK	063023	07/01/2023	FOLDERS SWIM INSTRUCTORS	11-11-00-503375	51.81
FIFTH THIRD BANK	063023	07/01/2023	BULLETIN BOARD SUPPLIES, FI...	11-11-00-530220	316.88
FIFTH THIRD BANK	063023	07/01/2023	BEACH STAFF VISORS	11-11-00-530602	130.70
FIFTH THIRD BANK	063023	07/01/2023	BEACH STAFF VISORS	11-11-00-530602	132.31
FIFTH THIRD BANK	063023	07/01/2023	BEACH STAFF VISORS	11-11-00-530602	119.94
FIFTH THIRD BANK	063023	07/01/2023	RUBBER SNAKES	11-21-00-530515	19.97
FIFTH THIRD BANK	063023	07/01/2023	BRAKE WINCH	11-21-00-570530	421.27
FIFTH THIRD BANK	063023	07/01/2023	WRISTBANDS WAVY FLAG	11-21-00-570530	311.58
FIFTH THIRD BANK	063023	07/01/2023	BRAKE WINCH	11-21-00-570530	133.40
FIFTH THIRD BANK	063023	07/01/2023	BRAKE WINCH	11-21-00-570530	199.99
FIFTH THIRD BANK	063023	07/01/2023	FIREWORKS/PARADE WRISTB...	11-21-00-570530	162.58
FIFTH THIRD BANK	063023	07/01/2023	FIREWORKS/PARADE WRISTB...	11-21-00-570530	155.08
FIFTH THIRD BANK	063023	07/01/2023	BRAKE WINCH	11-21-00-570530	133.40
FIFTH THIRD BANK	063023	07/01/2023	FOOD - MAIN BEACH	12-11-01-530003	86.82
FIFTH THIRD BANK	063023	07/01/2023	CANDY (82.03%)	12-11-01-530005	311.34
FIFTH THIRD BANK	063023	07/01/2023	CANDY - MAIN (68.19%)	12-11-01-530005	104.09
FIFTH THIRD BANK	063023	07/01/2023	CANDY - MAIN (50%)	12-11-01-530005	83.19
FIFTH THIRD BANK	063023	07/01/2023	CANDY - MAIN (38.63%)	12-11-01-530005	58.89
FIFTH THIRD BANK	063023	07/01/2023	SHAVED ICE SYRUP	12-11-01-530010	165.41
FIFTH THIRD BANK	063023	07/01/2023	SHAVED ICE SYRUP	12-11-01-530010	166.65
FIFTH THIRD BANK	063023	07/01/2023	SHAVED ICE CUPS	12-11-01-530010	310.09
FIFTH THIRD BANK	063023	07/01/2023	ICE CREAM - MAIN BEACH	12-11-01-530010	858.00
FIFTH THIRD BANK	063023	07/01/2023	ICE CREAM - MAIN BEACH	12-11-01-530010	344.00
FIFTH THIRD BANK	063023	07/01/2023	SHAVED ICE CUPS	12-11-01-530010	310.09
FIFTH THIRD BANK	063023	07/01/2023	SHAVED ICE SYRUP	12-11-01-530010	165.41
FIFTH THIRD BANK	063023	07/01/2023	SHAVED ICE SYRUP	12-11-01-530010	166.65
FIFTH THIRD BANK	063023	07/01/2023	SHAVED ICE CUPS	12-11-01-530010	79.95
FIFTH THIRD BANK	063023	07/01/2023	CANDY - BONCOSKY (31.81%)	12-11-04-530005	48.55
FIFTH THIRD BANK	063023	07/01/2023	CANDY - BONCOSKY (50%)	12-11-04-530005	83.19
FIFTH THIRD BANK	063023	07/01/2023	CANDY - BONCOSKY (38.63%)	12-11-04-530005	58.89
FIFTH THIRD BANK	063023	07/01/2023	ICE CREAM - BONCOSKY	12-11-04-530010	237.50
FIFTH THIRD BANK	063023	07/01/2023	CONCESSIONS FEATHER FLAG ...	12-11-04-530742	33.89
FIFTH THIRD BANK	063023	07/01/2023	GARBAGE - GLC	19-11-00-520205	140.75
FIFTH THIRD BANK	063023	07/01/2023	GLC ELECTRIC	19-11-00-520206	750.02
FIFTH THIRD BANK	063023	07/01/2023	STAFF CELL PHONES (1.32%)	19-11-00-520209	38.01
FIFTH THIRD BANK	063023	07/01/2023	BONCOSKY, GLC PHONE SERVI...	19-11-00-520209	67.57
FIFTH THIRD BANK	063023	07/01/2023	ICE CREAM BARS	19-11-00-530020	440.00
FIFTH THIRD BANK	063023	07/01/2023	ICE CREAM - GLC	19-11-00-530020	195.00
FIFTH THIRD BANK	063023	07/01/2023	PIZZA	19-11-00-530020	64.31
FIFTH THIRD BANK	063023	07/01/2023	CONCESSION PRODUCT	19-11-00-530020	28.92
FIFTH THIRD BANK	063023	07/01/2023	CONCESSION PRODUCT	19-11-00-530020	25.98
FIFTH THIRD BANK	063023	07/01/2023	CONCESSION PRODUCT	19-11-00-530020	86.38
FIFTH THIRD BANK	063023	07/01/2023	CONCESSION PRODUCT	19-11-00-530020	29.61
FIFTH THIRD BANK	063023	07/01/2023	CONCESSION PRODUCT	19-11-00-530020	26.95
FIFTH THIRD BANK	063023	07/01/2023	MINI GOLF PENCILS	19-11-00-530402	116.94
FIFTH THIRD BANK	063023	07/01/2023	SKIMMER NETS	19-11-00-560151	69.95
FIFTH THIRD BANK	063023	07/01/2023	LOCKING PINS	19-11-00-560673	13.99
FIFTH THIRD BANK	063023	07/01/2023	POND TREATMENT	19-11-00-560675	139.88
FIFTH THIRD BANK	063023	07/01/2023	KIDS GOLF CLUBS	20-11-00-503385	109.96
FIFTH THIRD BANK	063023	07/01/2023	MONTHLY GARBAGE SERVICE	20-11-00-520205	545.87
FIFTH THIRD BANK	063023	07/01/2023	RACKET CLUB ELECTRIC	20-11-00-520206	2,549.65
FIFTH THIRD BANK	063023	07/01/2023	VERIZON MAY 2023 (1.71%)	20-11-00-520209	49.25
FIFTH THIRD BANK	063023	07/01/2023	DOMAIN RENEWAL 3 YEARS	20-11-00-520209	63.51
FIFTH THIRD BANK	063023	07/01/2023	MONTHLY TV SUBSCRIPTION	20-11-00-520209	100.10
FIFTH THIRD BANK	063023	07/01/2023	TRC PHONES, INTERNET (13.3...	20-11-00-520209	275.71
FIFTH THIRD BANK	063023	07/01/2023	MONTHLY SERVICE	20-11-00-520214	818.85
FIFTH THIRD BANK	063023	07/01/2023	MONTHLY PEST CONTROL SE...	20-11-00-520215	76.65



**Expense Approval Report**

Post Dates: 7/1/2023 - 7/31/2023

Vendor Name	Payable Number	Post Date	Description (Item)	Account Number	Amount
FIFTH THIRD BANK	063023	07/01/2023	AED KEYS	20-11-00-530242	13.87
FIFTH THIRD BANK	063023	07/01/2023	LOCKER ROOM SHOWER CUR...	20-11-00-530389	119.94
FIFTH THIRD BANK	063023	07/01/2023	TRC IRON-ON PATCHES	20-11-00-530694	121.00
FIFTH THIRD BANK	063023	07/01/2023	FLOOR SCRUBBER HEAD	20-11-00-560227	87.45
FIFTH THIRD BANK	063023	07/01/2023	JANITORIAL CLOSET CURTAIN	20-11-00-560353	23.98
FIFTH THIRD BANK	063023	07/01/2023	LINESMAN, NET TWINE, NET S...	20-11-00-560562	331.51
FIFTH THIRD BANK	063023	07/01/2023	SPRINKLER HEADS, CLAY SPRE...	20-11-00-560562	196.75
FIFTH THIRD BANK	063023	07/01/2023	REFRESHMENTS	20-11-00-570250	27.00
FIFTH THIRD BANK	063023	07/01/2023	DONATION CHAMBER GOLF ...	20-11-00-570574	32.24
FIFTH THIRD BANK	063023	07/01/2023	SOCKS, MISC CLOTHING	20-11-00-580732	433.90

**Paid Total: 95,308.01**

**Vendor 00010 - FIFTH THIRD BANK Total: 95,308.01**

**Vendor: 28390 - FJR TREE, INC**

**Outstanding**

FJR TREE, INC	11432	07/26/2023	TREE PRUNING - NC	01-12-00-520221	1,555.00
FJR TREE, INC	11437	07/26/2023	TREE PRUNING - HABITAT TRE...	01-12-00-520221	870.00

**Outstanding Total: 2,425.00**

**Vendor 28390 - FJR TREE, INC Total: 2,425.00**

**Vendor: 28800 - FORESTRY SUPPLIERS INC**

**Outstanding**

FORESTRY SUPPLIERS INC	429464-00	07/20/2023	INDIAN PACK - CONTROLLED ...	01-12-00-570030	960.00
------------------------	-----------	------------	------------------------------	-----------------	--------

**Outstanding Total: 960.00**

**Vendor 28800 - FORESTRY SUPPLIERS INC Total: 960.00**

**Vendor: 28997 - FOUR SEASONS CARE LLC**

**Paid**

FOUR SEASONS CARE LLC	653	07/25/2023	Contractual Mowing	01-12-00-520219	1,605.00
FOUR SEASONS CARE LLC	654	07/25/2023	Contractual Mowing	01-12-00-520219	1,605.00
FOUR SEASONS CARE LLC	658	07/25/2023	Contractual Mowing	01-12-00-520219	1,605.00
FOUR SEASONS CARE LLC	670	07/10/2023	Contractual Mowing	01-12-00-520219	1,605.00
FOUR SEASONS CARE LLC	671	07/10/2023	Contractual Mowing	01-12-00-520219	1,605.00
FOUR SEASONS CARE LLC	673	07/26/2023	Contractual Mowing	01-12-00-520219	1,605.00

**Paid Total: 9,630.00**

**Vendor 28997 - FOUR SEASONS CARE LLC Total: 9,630.00**

**Vendor: 29100 - FOXCROFT MEADOWS**

**Outstanding**

FOXCROFT MEADOWS	1004	07/24/2023	SOD - VA SPLASHPAD	01-12-00-550558	55.60
------------------	------	------------	--------------------	-----------------	-------

**Outstanding Total: 55.60**

**Vendor 29100 - FOXCROFT MEADOWS Total: 55.60**

**Vendor: 30005 - G.W. BERKHEIMER CO., INC**

**Outstanding**

G.W. BERKHEIMER CO., INC	7420409	07/28/2023	HVAC FILTERS	20-11-00-560151	176.40
--------------------------	---------	------------	--------------	-----------------	--------

**Outstanding Total: 176.40**

**Vendor 30005 - G.W. BERKHEIMER CO., INC Total: 176.40**

**Vendor: 48275 - GARY KANTOR**

**Outstanding**

GARY KANTOR	INV0029564	07/25/2023	MAGIC CLASS ON 7/19/23	02-63-00-502287	539.00
-------------	------------	------------	------------------------	-----------------	--------

**Outstanding Total: 539.00**

**Vendor 48275 - GARY KANTOR Total: 539.00**

**Vendor: 30870 - GESKE AND SONS, INC**

**Outstanding**

GESKE AND SONS, INC	58618	07/24/2023	LIMESTONE SCREENINGS	01-12-00-550571	467.15
---------------------	-------	------------	----------------------	-----------------	--------

**Outstanding Total: 467.15**

## Expense Approval Report

Post Dates: 7/1/2023 - 7/31/2023

Vendor Name	Payable Number	Post Date	Description (Item)	Account Number	Amount	
<b>Paid</b>						
GESKE AND SONS, INC	58492	07/07/2023	LIMESTONE SCREENINGS	01-12-00-550666	475.55	
					<b>Paid Total:</b>	<b>475.55</b>
					<b>Vendor 30870 - GESKE AND SONS, INC Total:</b>	<b>942.70</b>
<b>Vendor: 30030 - GFOA</b>						
<b>Paid</b>						
GFOA	12782	07/07/2023	CERTIFICATE OF ACHIEVEMEN...	06-11-00-520111	460.00	
					<b>Paid Total:</b>	<b>460.00</b>
					<b>Vendor 30030 - GFOA Total:</b>	<b>460.00</b>
<b>Vendor: 31950 - GOLD MEDAL PRODUCTS</b>						
<b>Outstanding</b>						
GOLD MEDAL PRODUCTS	404419	07/18/2023	POP, TRAYAS AND CHEESE - B...	12-11-04-530003	127.50	
GOLD MEDAL PRODUCTS	404419	07/18/2023	POP, TRAYAS AND CHEESE - B...	12-11-04-530010	37.00	
GOLD MEDAL PRODUCTS	404419	07/18/2023	POP, TRAYAS AND CHEESE - B...	12-11-04-530025	59.50	
GOLD MEDAL PRODUCTS	404420	07/18/2023	FOOD - MAIN	12-11-01-530003	478.20	
GOLD MEDAL PRODUCTS	404741	07/25/2023	FOOD - CONCESSIONS - MAIN	12-11-01-530003	279.25	
					<b>Outstanding Total:</b>	<b>981.45</b>
<b>Paid</b>						
GOLD MEDAL PRODUCTS	403945	07/03/2023	NACHOS - MAIN BEACH, KOOL...	12-11-01-530003	324.05	
GOLD MEDAL PRODUCTS	403945	07/03/2023	NACHOS - MAIN BEACH, KOOL...	12-11-04-530010	37.00	
GOLD MEDAL PRODUCTS	404217	07/10/2023	FOOD - CONCESSIONS - BONC...	12-11-04-530003	183.60	
GOLD MEDAL PRODUCTS	404218	07/10/2023	FOOD - CONCESSIONS - MAIN...	12-11-04-530003	431.00	
					<b>Paid Total:</b>	<b>975.65</b>
					<b>Vendor 31950 - GOLD MEDAL PRODUCTS Total:</b>	<b>1,957.10</b>
<b>Vendor: 32000 - GOODMARK NURSERIES LLC</b>						
<b>Outstanding</b>						
GOODMARK NURSERIES LLC	ARINV-003178	07/20/2023	PLANTINGS - MAIN SPOERL A...	01-12-00-520158	1,170.00	
GOODMARK NURSERIES LLC	ARINV-003178	07/20/2023	PLANTINGS - MAIN SPOERL A...	01-12-00-550556	66.30	
GOODMARK NURSERIES LLC	ARINV-003178	07/20/2023	PLANTINGS - MAIN SPOERL A...	01-12-00-550559	33.15	
					<b>Outstanding Total:</b>	<b>1,269.45</b>
					<b>Vendor 32000 - GOODMARK NURSERIES LLC Total:</b>	<b>1,269.45</b>
<b>Vendor: 32240 - GRAF TREE CARE INC</b>						
<b>Outstanding</b>						
GRAF TREE CARE INC	18913	07/12/2023	TREE SURVEY PLANTING PLAN	01-12-00-520221	2,495.00	
					<b>Outstanding Total:</b>	<b>2,495.00</b>
					<b>Vendor 32240 - GRAF TREE CARE INC Total:</b>	<b>2,495.00</b>
<b>Vendor: 32300 - GRAINGER</b>						
<b>Outstanding</b>						
GRAINGER	9767807424	07/13/2023	GLOVES AND EAR PLUGS	01-12-00-530318	414.05	
					<b>Outstanding Total:</b>	<b>414.05</b>
					<b>Vendor 32300 - GRAINGER Total:</b>	<b>414.05</b>
<b>Vendor: 32570 - GREAT AMERICA LEASING CORP</b>						
<b>Paid</b>						
GREAT AMERICA LEASING CO...	34314237	07/05/2023	KYOCERA COPIER MAINT AG...	01-11-00-520215	159.60	
GREAT AMERICA LEASING CO...	34314237	07/05/2023	KYOCERA COPIER MAINT AG...	02-11-00-520215	159.60	
GREAT AMERICA LEASING CO...	34314237	07/05/2023	KYOCERA COPIER MAINT AG...	20-11-00-520215	79.80	
					<b>Paid Total:</b>	<b>399.00</b>
					<b>Vendor 32570 - GREAT AMERICA LEASING CORP Total:</b>	<b>399.00</b>
<b>Vendor: 83510 - GREAT CIRCLE VENTURES HOLDINGS</b>						
<b>Outstanding</b>						
GREAT CIRCLE VENTURES HO...	1261635	07/28/2023	ASSORTED LADIES CLOTHING	20-11-00-580710	567.15	
					<b>Outstanding Total:</b>	<b>567.15</b>
					<b>Vendor 83510 - GREAT CIRCLE VENTURES HOLDINGS Total:</b>	<b>567.15</b>

Expense Approval Report

Post Dates: 7/1/2023 - 7/31/2023

Vendor Name	Payable Number	Post Date	Description (Item)	Account Number	Amount
<b>Vendor: 32573 - GREAT LAKES COCA-COLA DISTRIBUTION LLC</b>					
<b>Outstanding</b>					
GREAT LAKES COCA-COLA DIS...	36520733007	07/18/2023	SODA - MAIN AND BONCOSKY	12-11-01-530015	363.04
GREAT LAKES COCA-COLA DIS...	36520733007	07/18/2023	SODA - MAIN AND BONCOSKY	12-11-04-530015	769.69
GREAT LAKES COCA-COLA DIS...	36634265023	07/25/2023	SODA - CONCESSIONS - MAIN ...	12-11-04-530015	829.89
GREAT LAKES COCA-COLA DIS...	36747977012	07/26/2023	COKE PRODUCTS - MAIN BEA...	12-11-01-530015	495.54
GREAT LAKES COCA-COLA DIS...	36747997009	07/26/2023	COKE PRODUCTS - BONCOSKY	12-11-04-530015	608.47
<b>Outstanding Total:</b>					<b>3,066.63</b>
<b>Paid</b>					
GREAT LAKES COCA-COLA DIS...	36299192022	07/03/2023	SODA - BONCOSKY	12-11-04-530015	1,067.56
GREAT LAKES COCA-COLA DIS...	36299192025	07/03/2023	SODA - MAIN BEACH	12-11-01-530015	625.98
GREAT LAKES COCA-COLA DIS...	36395275022	07/10/2023	SODA - CONCESSIONS - MAIN ...	12-11-01-530015	351.59
<b>Paid Total:</b>					<b>2,045.13</b>
<b>Vendor 32573 - GREAT LAKES COCA-COLA DISTRIBUTION LLC Total:</b>					<b>5,111.76</b>
<b>Vendor: 32574 - GREAT LAKES COMPOSITE, LLC</b>					
<b>Outstanding</b>					
GREAT LAKES COMPOSITE, LLC	34132	07/25/2023	REPAIR PARTS FOR DRAGON ...	11-11-00-530246	466.07
<b>Outstanding Total:</b>					<b>466.07</b>
<b>Vendor 32574 - GREAT LAKES COMPOSITE, LLC Total:</b>					<b>466.07</b>
<b>Vendor: 34050 - HACIENDA LANDSCAPING, INC</b>					
<b>Paid</b>					
HACIENDA LANDSCAPING, INC	4	07/06/2023	Playground Renovations Kamij...	01-13-00-570029	6,331.40
HACIENDA LANDSCAPING, INC	4	07/06/2023	Playground Renovations Lapin...	16-11-00-570022	14,368.80
<b>Paid Total:</b>					<b>20,700.20</b>
<b>Vendor 34050 - HACIENDA LANDSCAPING, INC Total:</b>					<b>20,700.20</b>
<b>Vendor: 35508 - HEINFRIED KOLKMANN</b>					
<b>Paid</b>					
HEINFRIED KOLKMANN	22-034-1	07/05/2023	PRECONSTRUCTION MEETING,...	16-11-00-520212	9,500.00
<b>Paid Total:</b>					<b>9,500.00</b>
<b>Vendor 35508 - HEINFRIED KOLKMANN Total:</b>					<b>9,500.00</b>
<b>Vendor: 35850 - HERRICK AUTO REBUILDERS</b>					
<b>Paid</b>					
HERRICK AUTO REBUILDERS	RO#15351	07/07/2023	PAINT AND CLEARCOAT ON T...	01-12-00-520691	1,950.45
<b>Paid Total:</b>					<b>1,950.45</b>
<b>Vendor 35850 - HERRICK AUTO REBUILDERS Total:</b>					<b>1,950.45</b>
<b>Vendor: 36300 - HEY AND ASSOCIATES, INC.</b>					
<b>Outstanding</b>					
HEY AND ASSOCIATES, INC.	23-0061-16922	07/27/2023	Lake Consulting and Improve...	01-12-00-520695	6,134.84
<b>Outstanding Total:</b>					<b>6,134.84</b>
<b>Paid</b>					
HEY AND ASSOCIATES, INC.	23-0061-16799	07/12/2023	Lake Consulting and Improve...	01-12-00-520695	16,909.55
<b>Paid Total:</b>					<b>16,909.55</b>
<b>Vendor 36300 - HEY AND ASSOCIATES, INC. Total:</b>					<b>23,044.39</b>
<b>Vendor: 36600 - HITCHCOCK DESIGN GROUP</b>					
<b>Paid</b>					
HITCHCOCK DESIGN GROUP	30718	07/10/2023	Haligus Road Park Final Design...	16-11-00-520212	4,000.00
<b>Paid Total:</b>					<b>4,000.00</b>
<b>Vendor 36600 - HITCHCOCK DESIGN GROUP Total:</b>					<b>4,000.00</b>
<b>Vendor: 34100 - HKS SYSTEMS, INC</b>					
<b>Outstanding</b>					
HKS SYSTEMS, INC	13605	07/12/2023	ADMIN FRONT STEPS LSF DO...	01-12-00-520159	360.00
HKS SYSTEMS, INC	13624	07/31/2023	REMOVE BROKEN KEY OUT OF...	01-12-00-520151	120.00
<b>Outstanding Total:</b>					<b>480.00</b>
<b>Paid</b>					
HKS SYSTEMS, INC	13577	07/07/2023	SECURE DOOR/UPDAATE BOLT..	01-12-00-550151	375.00

**Expense Approval Report**

Post Dates: 7/1/2023 - 7/31/2023

Vendor Name	Payable Number	Post Date	Description (Item)	Account Number	Amount
HKS SYSTEMS, INC	13579	07/05/2023	PAVILION HANDLE & LOCK RE...	20-11-00-560025	1,095.00
HKS SYSTEMS, INC	13587	07/07/2023	REKEY AND DOOR LEVER - GLC	19-11-00-550005	270.00
HKS SYSTEMS, INC	13592	07/10/2023	LOCK - GO	01-12-00-550164	270.00
<b>Paid Total:</b>					<b>2,010.00</b>
<b>Vendor 34100 - HKS SYSTEMS, INC Total:</b>					<b>2,490.00</b>

**Vendor: 36810 - HOBBY LOBBY CREATIVE CENTERS**  
**Paid**

HOBBY LOBBY CREATIVE CENT...0485		07/03/2023	CAMP SUPPLIES	02-63-00-503186	153.38
HOBBY LOBBY CREATIVE CENT...0485		07/03/2023	CAMP SUPPLIES	02-63-00-503188	88.24
<b>Paid Total:</b>					<b>241.62</b>
<b>Vendor 36810 - HOBBY LOBBY CREATIVE CENTERS Total:</b>					<b>241.62</b>

**Vendor: 37150 - HOME DEPOT CREDIT CARD SERVICE**  
**Outstanding**

HOME DEPOT CREDIT CARD S... 0021781		07/12/2023	FOR BROKEN GLASS AT OAK...	01-12-00-550155	74.24
HOME DEPOT CREDIT CARD S... 0193202		07/12/2023	CONCRETE FOR SIGNS AND B...	01-12-00-530669	-385.92
HOME DEPOT CREDIT CARD S... 1010396		07/25/2023	CADDYSHACK MATERIALS	02-66-00-503128	94.68
HOME DEPOT CREDIT CARD S... 2010351		07/21/2023	CADDYSHACK MATERIALS	02-66-00-503128	202.77
HOME DEPOT CREDIT CARD S... 4241531		07/18/2023	RETURN SIGNAGE	01-12-00-530669	-60.57
HOME DEPOT CREDIT CARD S... 5010642		07/31/2023	SIDEWALK REMOVAL SUPPLIES..	20-11-00-560227	187.87
HOME DEPOT CREDIT CARD S... 5271282		07/25/2023	GREENHOUSE SUPPLIES	08-11-00-530705	184.73
HOME DEPOT CREDIT CARD S... 7022513		07/26/2023	SUPPLIES FOR PETER PAN JR S...	02-64-00-430383	383.43
HOME DEPOT CREDIT CARD S... 7022514		07/26/2023	SUPPLIES FOR EMMAS PLAY	02-64-00-430383	150.77
HOME DEPOT CREDIT CARD S... 9010007		07/13/2023	AC MATERIALS - WOODSCREEK	01-12-00-550151	114.68
HOME DEPOT CREDIT CARD S... 9021881		07/14/2023	SIGN MATERIALS	01-12-00-530669	93.48
HOME DEPOT CREDIT CARD S... 9040582		07/13/2023	IRRIGATION SUPPLIES	01-12-00-530697	79.98
HOME DEPOT CREDIT CARD S... H1920-208820		07/12/2023	CONCRETE FOR SIGNS AND B...	01-12-00-530669	723.60
<b>Outstanding Total:</b>					<b>1,843.74</b>

**Paid**

HOME DEPOT CREDIT CARD S... 3020900		07/07/2023	WOMEN'S BATH REPAIR - RO...	01-12-00-550160	17.76
HOME DEPOT CREDIT CARD S... 8274128		07/03/2023	GREENHOUSE SUPPLIES	08-11-00-530705	84.62
HOME DEPOT CREDIT CARD S... 9275457		07/05/2023	GREENHOUSE SUPPLIES	08-11-00-530705	332.30
<b>Paid Total:</b>					<b>434.68</b>
<b>Vendor 37150 - HOME DEPOT CREDIT CARD SERVICE Total:</b>					<b>2,278.42</b>

**Vendor: 37620 - HOWELL'S CARPET CLEANING**  
**Paid**

HOWELL'S CARPET CLEANING 187		07/06/2023	Barlina Flooring-second floor	16-11-00-570031	1,150.00
<b>Paid Total:</b>					<b>1,150.00</b>
<b>Vendor 37620 - HOWELL'S CARPET CLEANING Total:</b>					<b>1,150.00</b>

**Vendor: 10142 - IAN BOOKER**  
**Paid**

IAN BOOKER	INV0029442	07/05/2023	JUNE 2023 MILEAGE	02-11-00-570677	178.29
<b>Paid Total:</b>					<b>178.29</b>
<b>Vendor 10142 - IAN BOOKER Total:</b>					<b>178.29</b>

**Vendor: 41865 - IL PUBLIC SAFETY AGENCY NETWORK**  
**Outstanding**

IL PUBLIC SAFETY AGENCY NE... 0046981		07/17/2023	CRIMINAL HISTORY LOOK UP -...	01-14-00-520209	234.00
<b>Outstanding Total:</b>					<b>234.00</b>
<b>Vendor 41865 - IL PUBLIC SAFETY AGENCY NETWORK Total:</b>					<b>234.00</b>

**Vendor: 41781 - ILLINOIS DEPT OF REVENUE**  
**Paid**

ILLINOIS DEPT OF REVENUE	INV0029487	07/07/2023	IL PR TAXES	01-290003	16,332.15
ILLINOIS DEPT OF REVENUE	INV0029553	07/21/2023	IL PR TAXES	01-290003	16,510.08
<b>Paid Total:</b>					<b>32,842.23</b>
<b>Vendor 41781 - ILLINOIS DEPT OF REVENUE Total:</b>					<b>32,842.23</b>

Expense Approval Report

Post Dates: 7/1/2023 - 7/31/2023

Vendor Name	Payable Number	Post Date	Description (Item)	Account Number	Amount	
<b>Vendor: 41782 - ILLINOIS DEPT. OF REVENUE</b>						
Paid						
ILLINOIS DEPT. OF REVENUE	INV0029571	07/19/2023	06/23 SALES TAX REMITTANCE	12-11-01-530735	2,074.00	
ILLINOIS DEPT. OF REVENUE	INV0029571	07/19/2023	06/23 SALES TAX REMITTANCE	12-11-04-530735	1,397.00	
ILLINOIS DEPT. OF REVENUE	INV0029571	07/19/2023	06/23 SALES TAX REMITTANCE	19-11-00-530735	154.00	
ILLINOIS DEPT. OF REVENUE	INV0029571	07/19/2023	06/23 SALES TAX REMITTANCE	20-11-00-580735	187.00	
					<b>Paid Total:</b>	<b>3,812.00</b>
<b>Vendor 41782 - ILLINOIS DEPT. OF REVENUE Total:</b>					<b>3,812.00</b>	
<b>Vendor: 41783 - ILLINOIS MUNICIPAL RETIREMENT FUND</b>						
Paid						
ILLINOIS MUNICIPAL RETIREM...	INV0029468	07/07/2023	Deferred IMRF	01-290003	3,929.55	
ILLINOIS MUNICIPAL RETIREM...	INV0029469	07/07/2023	Deferred IMRF	01-290003	2,852.52	
ILLINOIS MUNICIPAL RETIREM...	INV0029483	07/07/2023	Vol. IMRF Contr.	01-290003	3,631.20	
ILLINOIS MUNICIPAL RETIREM...	INV0029484	07/07/2023	Vol. IMRF Contr.	01-290003	1,427.60	
ILLINOIS MUNICIPAL RETIREM...	INV0029534	07/21/2023	Deferred IMRF	01-290003	4,026.88	
ILLINOIS MUNICIPAL RETIREM...	INV0029535	07/21/2023	Deferred IMRF	01-290003	2,999.32	
ILLINOIS MUNICIPAL RETIREM...	INV0029549	07/21/2023	Vol. IMRF Contr.	01-290003	3,837.86	
ILLINOIS MUNICIPAL RETIREM...	INV0029550	07/21/2023	Vol. IMRF Contr.	01-290003	1,556.63	
ILLINOIS MUNICIPAL RETIREM...	INV0029569	07/28/2023	Employer contribution 7/23	03-11-00-520236	27,647.18	
					<b>Paid Total:</b>	<b>51,908.74</b>
<b>Vendor 41783 - ILLINOIS MUNICIPAL RETIREMENT FUND Total:</b>					<b>51,908.74</b>	
<b>Vendor: 42005 - ILLINOIS STATE POLICE</b>						
Paid						
ILLINOIS STATE POLICE	20230601102	07/18/2023	CRIMINAL HISTORY CHECKS	01-11-00-520250	200.00	
ILLINOIS STATE POLICE	20230601102	07/18/2023	CRIMINAL HISTORY CHECKS	02-11-00-520250	200.00	
ILLINOIS STATE POLICE	20230601102	07/18/2023	CRIMINAL HISTORY CHECKS	20-11-00-520250	100.00	
					<b>Paid Total:</b>	<b>500.00</b>
<b>Vendor 42005 - ILLINOIS STATE POLICE Total:</b>					<b>500.00</b>	
<b>Vendor: 42150 - IMAGE NATION LLC</b>						
Outstanding						
IMAGE NATION LLC	961	07/18/2023	SPRING FOR PLAYGROUND PI...	01-12-00-550152	211.71	
					<b>Outstanding Total:</b>	<b>211.71</b>
<b>Vendor 42150 - IMAGE NATION LLC Total:</b>					<b>211.71</b>	
<b>Vendor: 42348 - INTEGRA BUSINESS SYSTEMS INC</b>						
Outstanding						
INTEGRA BUSINESS SYSTEMS ...	INV109042	07/12/2023	PRINTER/COPIER - POLICE	01-14-00-530553	70.52	
					<b>Outstanding Total:</b>	<b>70.52</b>
Paid						
INTEGRA BUSINESS SYSTEMS ...	INV108947	07/06/2023	ADMINT FRONT DESK PRINTER..	01-11-00-520215	31.87	
INTEGRA BUSINESS SYSTEMS ...	INV108947	07/06/2023	ADMINT FRONT DESK PRINTER..	02-11-00-520215	31.87	
INTEGRA BUSINESS SYSTEMS ...	INV108948	07/06/2023	OKI PRINTER MAINT AGRMNT	01-11-00-520215	16.19	
INTEGRA BUSINESS SYSTEMS ...	INV108948	07/06/2023	OKI PRINTER MAINT AGRMNT	02-11-00-520215	16.20	
INTEGRA BUSINESS SYSTEMS ...	INV108949	07/06/2023	EXEC.DIRECTORS PRINTER MA...	01-11-00-520215	8.52	
INTEGRA BUSINESS SYSTEMS ...	INV108949	07/06/2023	EXEC.DIRECTORS PRINTER MA...	02-11-00-520215	8.53	
INTEGRA BUSINESS SYSTEMS ...	INV108950	07/06/2023	ADMIN KYOCERA COPIERS MA...	01-11-00-520215	262.94	
INTEGRA BUSINESS SYSTEMS ...	INV108950	07/06/2023	ADMIN KYOCERA COPIERS MA...	02-11-00-520215	262.95	
INTEGRA BUSINESS SYSTEMS ...	INV108950	07/06/2023	ADMIN KYOCERA COPIERS MA...	20-11-00-520215	175.29	
INTEGRA BUSINESS SYSTEMS ...	INV109041	07/10/2023	PRINTER/COPIER - GARAGE	01-12-00-530553	58.20	
					<b>Paid Total:</b>	<b>872.56</b>
<b>Vendor 42348 - INTEGRA BUSINESS SYSTEMS INC Total:</b>					<b>943.08</b>	
<b>Vendor: 42360 - INTENSE WEAR INTERNATIONAL INC</b>						
Outstanding						
INTENSE WEAR INTERNATION...	27684	07/28/2023	LADIES PANTS	20-11-00-580710	463.00	
					<b>Outstanding Total:</b>	<b>463.00</b>
<b>Vendor 42360 - INTENSE WEAR INTERNATIONAL INC Total:</b>					<b>463.00</b>	

## Expense Approval Report

Post Dates: 7/1/2023 - 7/31/2023

Vendor Name	Payable Number	Post Date	Description (Item)	Account Number	Amount	
<b>Vendor: 39050 - INTERNAL REVENUE SERVICE</b>						
Paid						
INTERNAL REVENUE SERVICE	INV0029486	07/07/2023	FEDERAL PR TAXES	01-290003	20,330.57	
INTERNAL REVENUE SERVICE	INV0029486	07/07/2023	SOCIAL SECURITY	01-290003	42,976.02	
INTERNAL REVENUE SERVICE	INV0029486	07/07/2023	MEDICARE	01-290003	10,050.72	
INTERNAL REVENUE SERVICE	INV0029552	07/21/2023	FEDERAL PR TAXES	01-290003	21,118.63	
INTERNAL REVENUE SERVICE	INV0029552	07/21/2023	SOCIAL SECURITY	01-290003	43,598.18	
INTERNAL REVENUE SERVICE	INV0029552	07/21/2023	MEDICARE	01-290003	10,196.36	
					<b>Paid Total:</b>	<b>148,270.48</b>
<b>Vendor 39050 - INTERNAL REVENUE SERVICE Total:</b>					<b>148,270.48</b>	
<b>Vendor: 39000 - IPLEA</b>						
Outstanding						
IPLEA	INV0029572	07/31/2023	FALL CONFERENCE ATTENDA...	01-14-00-550603	150.00	
					<b>Outstanding Total:</b>	<b>150.00</b>
<b>Vendor 39000 - IPLEA Total:</b>					<b>150.00</b>	
<b>Vendor: 45300 - JACOB ESKRIDGE</b>						
Paid						
JACOB ESKRIDGE	INV0029438	07/05/2023	BEAUTY & THE BEAST STUDEN...	02-64-00-503383	280.50	
JACOB ESKRIDGE	INV0029439	07/05/2023	DANCE RECITAL 2023 STUDEN...	02-64-00-503205	119.00	
					<b>Paid Total:</b>	<b>399.50</b>
<b>Vendor 45300 - JACOB ESKRIDGE Total:</b>					<b>399.50</b>	
<b>Vendor: 92775 - JACQUI WEBER</b>						
Outstanding						
JACQUI WEBER	INV0029560	07/25/2023	DECOR FOR CADDYSHACK	02-66-00-503128	201.60	
JACQUI WEBER	INV0029563	07/25/2023	JUNE 2023 MILEAGE	02-11-00-570677	51.07	
					<b>Outstanding Total:</b>	<b>252.67</b>
<b>Vendor 92775 - JACQUI WEBER Total:</b>					<b>252.67</b>	
<b>Vendor: 79100 - JANA LEE SINN</b>						
Paid						
JANA LEE SINN	22005	07/06/2023	WINTER & SPRING BATON IN...	02-62-00-502207	604.80	
					<b>Paid Total:</b>	<b>604.80</b>
<b>Vendor 79100 - JANA LEE SINN Total:</b>					<b>604.80</b>	
<b>Vendor: 46310 - JANELLE ESCHMAN</b>						
Paid						
JANELLE ESCHMAN	INV0029514	07/10/2023	JUNE 2023 MILEAGE	02-63-00-502186	22.93	
					<b>Paid Total:</b>	<b>22.93</b>
<b>Vendor 46310 - JANELLE ESCHMAN Total:</b>					<b>22.93</b>	
<b>Vendor: 35525 - JASON HERBSTER</b>						
Paid						
JASON HERBSTER	INV0029509	07/10/2023	PARC GRANT APPLICATION FEE	01-11-00-520212	306.75	
					<b>Paid Total:</b>	<b>306.75</b>
<b>Vendor 35525 - JASON HERBSTER Total:</b>					<b>306.75</b>	
<b>Vendor: 46328 - JC.VEK HOLDINGS LLC</b>						
Outstanding						
JC.VEK HOLDINGS LLC	CLC0004	07/25/2023	LITTLE DOCTOR SCHOOL	02-63-00-502287	688.00	
					<b>Outstanding Total:</b>	<b>688.00</b>
<b>Vendor 46328 - JC.VEK HOLDINGS LLC Total:</b>					<b>688.00</b>	
<b>Vendor: 70100 - JENNIFER PETERSON</b>						
Paid						
JENNIFER PETERSON	INV0029433	07/03/2023	MAY AND JUNE 2023 MILEAGE	02-11-00-570677	180.78	
					<b>Paid Total:</b>	<b>180.78</b>
<b>Vendor 70100 - JENNIFER PETERSON Total:</b>					<b>180.78</b>	

## Expense Approval Report

Post Dates: 7/1/2023 - 7/31/2023

Vendor Name	Payable Number	Post Date	Description (Item)	Account Number	Amount	
<b>Vendor: 57028 - JONATHAN MUELLER</b>						
Outstanding						
JONATHAN MUELLER	354	07/26/2023	INFIELD MIX FOR FIELD RENO...	02-68-00-550177	4,000.00	
					<b>Outstanding Total:</b>	<b>4,000.00</b>
					<b>Vendor 57028 - JONATHAN MUELLER Total:</b>	<b>4,000.00</b>
<b>Vendor: 47650 - JULIANNA LANGE</b>						
Outstanding						
JULIANNA LANGE	2843	07/21/2023	BOOT AND JEAN REIMBURSE...	01-12-00-510694	191.86	
					<b>Outstanding Total:</b>	<b>191.86</b>
					<b>Vendor 47650 - JULIANNA LANGE Total:</b>	<b>191.86</b>
<b>Vendor: 47690 - JULIE ANN'S FROZEN CUSTARD</b>						
Paid						
JULIE ANN'S FROZEN CUSTARD	5788111231	07/03/2023	ICE CREAM CAMPS	02-63-00-503186	1,065.00	
JULIE ANN'S FROZEN CUSTARD	5788111235	07/03/2023	ICE CREAM - MAIN	12-11-01-530010	1,195.25	
					<b>Paid Total:</b>	<b>2,260.25</b>
					<b>Vendor 47690 - JULIE ANN'S FROZEN CUSTARD Total:</b>	<b>2,260.25</b>
<b>Vendor: 47695 - JULIE FLANAGAN</b>						
Paid						
JULIE FLANAGAN	INV0029436	07/05/2023	BEAUTY & THE BEAST STUDEN...	02-64-00-503383	255.00	
JULIE FLANAGAN	INV0029437	07/05/2023	DANCE RECITAL 2023 STUDEN...	02-64-00-503205	119.00	
					<b>Paid Total:</b>	<b>374.00</b>
					<b>Vendor 47695 - JULIE FLANAGAN Total:</b>	<b>374.00</b>
<b>Vendor: 48570 - JUSTIN KELLY</b>						
Paid						
JUSTIN KELLY	INV0029444	07/05/2023	MAY & JUNE 2023 MILEAGE	02-11-00-570677	244.32	
					<b>Paid Total:</b>	<b>244.32</b>
					<b>Vendor 48570 - JUSTIN KELLY Total:</b>	<b>244.32</b>
<b>Vendor: 10700 - KARI BRUMMITT</b>						
Paid						
KARI BRUMMITT	INV0029443	07/05/2023	JUNE 2023 MILEAGE	02-63-00-502188	72.71	
					<b>Paid Total:</b>	<b>72.71</b>
					<b>Vendor 10700 - KARI BRUMMITT Total:</b>	<b>72.71</b>
<b>Vendor: 20100 - KIM DUNN</b>						
Outstanding						
KIM DUNN	INV0029562	07/25/2023	JUNE & JULY 2023 MILEAGE	01-11-00-570677	7.66	
					<b>Outstanding Total:</b>	<b>7.66</b>
					<b>Vendor 20100 - KIM DUNN Total:</b>	<b>7.66</b>
<b>Vendor: 73650 - KURT RECKAMP</b>						
Paid						
KURT RECKAMP	INV0029510	07/10/2023	JUNE 2023 MILEAGE	01-11-00-570677	59.93	
					<b>Paid Total:</b>	<b>59.93</b>
					<b>Vendor 73650 - KURT RECKAMP Total:</b>	<b>59.93</b>
<b>Vendor: 51265 - LAKE WEEDERS DIGEST, LLC</b>						
Paid						
LAKE WEEDERS DIGEST, LLC	072423	07/31/2023	Lake weed harvester and trail...	16-11-00-570090	54,243.00	
					<b>Paid Total:</b>	<b>54,243.00</b>
					<b>Vendor 51265 - LAKE WEEDERS DIGEST, LLC Total:</b>	<b>54,243.00</b>
<b>Vendor: 51253 - LAMINATOR WAREHOUSE</b>						
Paid						
LAMINATOR WAREHOUSE	324841	07/03/2023	LAMINATION FILM	02-63-00-503133	131.97	
					<b>Paid Total:</b>	<b>131.97</b>
					<b>Vendor 51253 - LAMINATOR WAREHOUSE Total:</b>	<b>131.97</b>

Expense Approval Report

Post Dates: 7/1/2023 - 7/31/2023

Vendor Name	Payable Number	Post Date	Description (Item)	Account Number	Amount	
<b>Vendor: 77300 - LEANNE SCHMIDT</b>						
<b>Paid</b>						
LEANNE SCHMIDT	INV0029515	07/05/2023	JUNE 2023 MILEAGE	20-11-00-570677	52.40	
					<b>Paid Total:</b>	<b>52.40</b>
					<b>Vendor 77300 - LEANNE SCHMIDT Total:</b>	<b>52.40</b>
<b>Vendor: 51910 - LEE AUTO PARTS INC</b>						
<b>Paid</b>						
LEE AUTO PARTS INC	691273	07/10/2023	SERPENTINE BELT AND TENS...	01-12-00-530691	78.98	
					<b>Paid Total:</b>	<b>78.98</b>
					<b>Vendor 51910 - LEE AUTO PARTS INC Total:</b>	<b>78.98</b>
<b>Vendor: 52587 - LISA MARIE DIMAGGIO</b>						
<b>Paid</b>						
LISA MARIE DIMAGGIO	INV0029434	07/03/2023	GLITZY GIRLS CLASS 6/26	02-63-00-502287	414.00	
					<b>Paid Total:</b>	<b>414.00</b>
					<b>Vendor 52587 - LISA MARIE DIMAGGIO Total:</b>	<b>414.00</b>
<b>Vendor: 70425 - MATTHEW PINION</b>						
<b>Paid</b>						
MATTHEW PINION	INV0029447	07/05/2023	JUNE 2023 MILEAGE	02-11-00-570677	156.93	
					<b>Paid Total:</b>	<b>156.93</b>
					<b>Vendor 70425 - MATTHEW PINION Total:</b>	<b>156.93</b>
<b>Vendor: 75300 - MATTHEW ROGERS</b>						
<b>Paid</b>						
MATTHEW ROGERS	INV0029512	07/10/2023	JUNE 2023 MILEAGE	02-63-00-502186	87.12	
					<b>Paid Total:</b>	<b>87.12</b>
					<b>Vendor 75300 - MATTHEW ROGERS Total:</b>	<b>87.12</b>
<b>Vendor: 55150 - MAURO VILLA</b>						
<b>Paid</b>						
MAURO VILLA	08051	07/07/2023	BOOT AND JEAN REIMBURSE...	01-12-00-510694	95.96	
					<b>Paid Total:</b>	<b>95.96</b>
					<b>Vendor 55150 - MAURO VILLA Total:</b>	<b>95.96</b>
<b>Vendor: 55700 - MCCANN INDUSTRIES INC</b>						
<b>Outstanding</b>						
MCCANN INDUSTRIES INC	W00811	07/13/2023	LOG SPLITTER	01-12-00-520673	479.77	
					<b>Outstanding Total:</b>	<b>479.77</b>
					<b>Vendor 55700 - MCCANN INDUSTRIES INC Total:</b>	<b>479.77</b>
<b>Vendor: 56625 - MENARDS</b>						
<b>Outstanding</b>						
MENARDS	93913-1	07/14/2023	SHOP LIGHTS, STUDENT REFR...	20-11-00-530574	62.39	
MENARDS	93913-1	07/14/2023	SHOP LIGHTS, STUDENT REFR...	20-11-00-560151	39.98	
MENARDS	94192-1	07/13/2023	CEILING TILES	01-12-00-550159	37.76	
MENARDS	94200	07/12/2023	TOOL HOLDER - SHOP SUPPLI...	01-12-00-530227	156.94	
MENARDS	94322	07/13/2023	HVAC FILTERS - MAIN	01-12-00-550152	87.48	
MENARDS	94353	07/13/2023	POND STUFF - MINI	19-11-00-560675	77.98	
MENARDS	94415	07/14/2023	STAKES/SCREWS, TAPE	01-12-00-530227	42.45	
MENARDS	94415	07/14/2023	STAKES/SCREWS, TAPE	01-12-00-530672	22.37	
MENARDS	94467	07/18/2023	2X4S	01-12-00-530227	57.43	
MENARDS	94482	07/14/2023	SOAP, AIR FRESHENER	20-11-00-560353	55.45	
MENARDS	94487	07/17/2023	SHOP SUPPLIES/NUTS AND BO...	01-12-00-530227	11.47	
MENARDS	94487	07/17/2023	SHOP SUPPLIES/NUTS AND BO...	01-12-00-530672	186.18	
MENARDS	94492	07/18/2023	SPLIT RAIL FENCE MATERIALS	01-12-00-550558	1,720.74	
MENARDS	94501	07/18/2023	SPLIT RAIL FENCE MATERIALS	01-12-00-550558	40.90	
MENARDS	94624	07/18/2023	BULBS - BARLINA	01-12-00-550156	43.36	
MENARDS	94644	07/18/2023	LIGHT FIXTURE - BARLINA	01-12-00-550156	39.99	
MENARDS	94695	07/18/2023	TIE WIRE- MAIN	01-12-00-550152	32.45	
MENARDS	94712	07/20/2023	ASPHALT - SHOP/CLIP CASE	01-12-00-530353	19.99	
MENARDS	94712	07/20/2023	ASPHALT - SHOP/CLIP CASE	01-12-00-550153	47.97	



**Expense Approval Report**

Post Dates: 7/1/2023 - 7/31/2023

Vendor Name	Payable Number	Post Date	Description (Item)	Account Number	Amount
MENARDS	94716	07/20/2023	PAINT AND ROLLER COVERS/...	01-12-00-530668	139.52
MENARDS	94716	07/20/2023	PAINT AND ROLLER COVERS/...	01-12-00-550155	63.98
MENARDS	94762	07/19/2023	IRRIGATION SUPPLIES	01-12-00-530697	19.99
MENARDS	94766	07/20/2023	ASPHALT PATCH - MAIN	01-12-00-550152	111.93
MENARDS	94785	07/21/2023	CADDYSHACK MATERIALS	02-66-00-503128	35.97
MENARDS	94796	07/21/2023	CADDYSHACK MATERIALS	02-66-00-503128	38.86
MENARDS	94831-1	07/25/2023	CADDYSHACK MATERIALS	02-66-00-503128	198.80
MENARDS	94889	07/24/2023	EAGLE SCOUT FENCE	01-12-00-550558	229.97
MENARDS	94921	07/24/2023	FENCE POSTS	01-12-00-550558	39.80
MENARDS	95040	07/28/2023	SIMPLE GREEN CLEANER	20-11-00-560353	9.99
MENARDS	95058	07/26/2023	POLE/LEAF SKIMMER - CLEAN...	01-12-00-530227	41.98
MENARDS	95148	07/26/2023	SUPPLIES FOR PETER PAN'S W...	02-64-00-430383	27.52
MENARDS	95216	07/28/2023	LAWN TREATMENT	20-11-00-560562	33.48
<b>Outstanding Total:</b>					<b>3,775.07</b>

<b>Paid</b>					
MENARDS	93449	07/07/2023	DRAIN COVER - MAIN LOT	01-12-00-550152	19.17
MENARDS	93777	07/07/2023	CONCRETE FOR BENCH - NC	01-12-00-550157	39.95
MENARDS	93951	07/10/2023	PICNIC TABLE SUPPLIES	01-12-00-530670	100.65
MENARDS	94043	07/10/2023	TAPE/BOX, PAINT, SCREEN	01-12-00-530227	59.46
MENARDS	94043	07/10/2023	TAPE/BOX, PAINT, SCREEN	01-12-00-530670	119.64
MENARDS	94043	07/10/2023	TAPE/BOX, PAINT, SCREEN	01-12-00-550156	10.66
<b>Paid Total:</b>					<b>349.53</b>
<b>Vendor 56625 - MENARDS Total:</b>					<b>4,124.60</b>

**Vendor: 56778 - METROPOLITAN LIFE INSURANCE COMPANY**

<b>Paid</b>					
METROPOLITAN LIFE INSURA...	INV0029475	07/07/2023	MetLaw	01-290003	150.00
METROPOLITAN LIFE INSURA...	INV0029541	07/21/2023	MetLaw	01-290003	150.00
<b>Paid Total:</b>					<b>300.00</b>
<b>Vendor 56778 - METROPOLITAN LIFE INSURANCE COMPANY Total:</b>					<b>300.00</b>

**Vendor: 57085 - MIDWEST SPORT SURFACES, LLC**

<b>Outstanding</b>					
MIDWEST SPORT SURFACES, L...	INV0029533	07/14/2023	ANNUAL CLAY COURT PREP	20-11-00-560562	8,575.00
<b>Outstanding Total:</b>					<b>8,575.00</b>
<b>Vendor 57085 - MIDWEST SPORT SURFACES, LLC Total:</b>					<b>8,575.00</b>

**Vendor: 57335 - MINUTEMAN PRESS**

<b>Outstanding</b>					
MINUTEMAN PRESS	100105	07/18/2023	UNPLUG IL SIGNS	02-66-00-503128	245.11
<b>Outstanding Total:</b>					<b>245.11</b>
<b>Vendor 57335 - MINUTEMAN PRESS Total:</b>					<b>245.11</b>

**Vendor: 38875 - MISSIONSQUARE RETIREMENT/ICMA/VANTAGEPOINT AGENT 302357**

<b>Paid</b>					
MISSIONSQUARE RETIREMEN...	INV0029485	07/07/2023	Deferred Savings	01-290003	565.00
MISSIONSQUARE RETIREMEN...	INV0029485	07/07/2023	Deferred Savings	01-290003	21.52
MISSIONSQUARE RETIREMEN...	INV0029485	07/07/2023	ICMA Loan	01-290003	53.16
MISSIONSQUARE RETIREMEN...	INV0029551	07/21/2023	Deferred Savings	01-290003	25.66
MISSIONSQUARE RETIREMEN...	INV0029551	07/21/2023	ICMA Loan	01-290003	53.16
MISSIONSQUARE RETIREMEN...	INV0029551	07/21/2023	Deferred Savings	01-290003	565.00
<b>Paid Total:</b>					<b>1,283.50</b>
<b>Vendor 38875 - MISSIONSQUARE RETIREMENT/ICMA/VANTAGEPOINT AGENT 302357 Total:</b>					<b>1,283.50</b>

**Vendor: 69005 - MOLLIE PAETH**

<b>Paid</b>					
MOLLIE PAETH	INV0029432	07/03/2023	JUNE 2023 MILEAGE	01-23-00-570677	21.62
<b>Paid Total:</b>					<b>21.62</b>
<b>Vendor 69005 - MOLLIE PAETH Total:</b>					<b>21.62</b>

**Expense Approval Report**

Post Dates: 7/1/2023 - 7/31/2023

Vendor Name	Payable Number	Post Date	Description (Item)	Account Number	Amount
<b>Vendor: 58600 - MOTOROLA SOLUTIONS, INC</b>					
<b>Outstanding</b>					
MOTOROLA SOLUTIONS, INC	7601520230601	07/12/2023	RADIO USAGE FEE	01-14-00-550605	230.00
<b>Outstanding Total:</b>					<b>230.00</b>
<b>Vendor 58600 - MOTOROLA SOLUTIONS, INC Total:</b>					<b>230.00</b>

**Vendor: 59238 - MUTUAL OF OMAHA INSURANCE COMPANY**

<b>Outstanding</b>					
MUTUAL OF OMAHA INSURA...	INV0029540	07/21/2023	Vision - After Tax	01-290003	25.28
MUTUAL OF OMAHA INSURA...	INV0029542	07/21/2023	Vision - Pre-tax	01-290003	142.78
MUTUAL OF OMAHA INSURA...	INV0029546	07/21/2023	Voluntary Life Insurance	01-290003	574.14
<b>Outstanding Total:</b>					<b>742.20</b>

<b>Paid</b>					
MUTUAL OF OMAHA INSURA...	001562087880	07/26/2023	Vision,Life, Vol Life Insurance:...	01-11-00-540507	222.30
MUTUAL OF OMAHA INSURA...	001562087880	07/26/2023	Vision,Life, Vol Life Insurance:...	02-11-00-540507	222.29
MUTUAL OF OMAHA INSURA...	001562087880	07/26/2023	Vision,Life, Vol Life Insurance:...	02-63-00-502220	129.75
MUTUAL OF OMAHA INSURA...	001562087880	07/26/2023	Vision,Life, Vol Life Insurance:...	08-11-00-540507	37.25
MUTUAL OF OMAHA INSURA...	001562087880	07/26/2023	Vision,Life, Vol Life Insurance:...	20-11-00-540507	55.59
MUTUAL OF OMAHA INSURA...	382763971637	07/10/2023	VISION INS, GROUP LIFE, VOL L...	01-11-00-540507	198.13
MUTUAL OF OMAHA INSURA...	382763971637	07/10/2023	VISION INS, GROUP LIFE, VOL L...	02-11-00-540507	198.12
MUTUAL OF OMAHA INSURA...	382763971637	07/10/2023	VISION INS, GROUP LIFE, VOL L...	02-63-00-502220	136.60
MUTUAL OF OMAHA INSURA...	382763971637	07/10/2023	VISION INS, GROUP LIFE, VOL L...	08-11-00-540507	37.25
MUTUAL OF OMAHA INSURA...	382763971637	07/10/2023	VISION INS, GROUP LIFE, VOL L...	20-11-00-540507	55.59
MUTUAL OF OMAHA INSURA...	INV0029474	07/07/2023	Vision - After Tax	01-290003	7.21
MUTUAL OF OMAHA INSURA...	INV0029476	07/07/2023	Vision - Pre-tax	01-290003	163.37
MUTUAL OF OMAHA INSURA...	INV0029480	07/07/2023	Voluntary Life Insurance	01-290003	494.64
<b>Paid Total:</b>					<b>1,958.09</b>
<b>Vendor 59238 - MUTUAL OF OMAHA INSURANCE COMPANY Total:</b>					<b>2,700.29</b>

**Vendor: 59760 - NAPA AUTO PARTS DIV OF MPEC**

<b>Outstanding</b>					
NAPA AUTO PARTS DIV OF M...	203664	07/19/2023	2-STROKE OIL	01-12-00-530227	32.22
<b>Outstanding Total:</b>					<b>32.22</b>
<b>Vendor 59760 - NAPA AUTO PARTS DIV OF MPEC Total:</b>					<b>32.22</b>

**Vendor: 59840 - NATURESCAPE DESIGN INC**

<b>Outstanding</b>					
NATURESCAPE DESIGN INC	87353	07/18/2023	IRRIGATION REPAIRS	01-12-00-530697	577.50
NATURESCAPE DESIGN INC	87856	07/19/2023	REPAIR WIRING/IRRIGATION I...	01-12-00-530697	3,042.54
<b>Outstanding Total:</b>					<b>3,620.04</b>
<b>Vendor 59840 - NATURESCAPE DESIGN INC Total:</b>					<b>3,620.04</b>

**Vendor: 28291 - NCH CORPORATION**

<b>Paid</b>					
NCH CORPORATION	8148856	07/12/2023	ELECTRA COAT FOR TRUCK	01-12-00-530691	238.04
<b>Paid Total:</b>					<b>238.04</b>
<b>Vendor 28291 - NCH CORPORATION Total:</b>					<b>238.04</b>

**Vendor: 61200 - NICOR GAS**

<b>Paid</b>					
NICOR GAS	INV0029452	07/06/2023	SHAMROCK HILLS GAS	01-11-00-520207	28.30
NICOR GAS	INV0029452	07/06/2023	SHAMROCK HILLS GAS	02-11-00-520207	28.31
NICOR GAS	INV0029453	07/06/2023	ROTARY BUILDING GAS	01-11-00-520207	33.36
NICOR GAS	INV0029453	07/06/2023	ROTARY BUILDING GAS	02-11-00-520207	33.37
NICOR GAS	INV0029454	07/06/2023	PARK POLICE HDQTRS GAS	01-11-00-520207	20.50
NICOR GAS	INV0029454	07/06/2023	PARK POLICE HDQTRS GAS	02-11-00-520207	20.51
NICOR GAS	INV0029455	07/06/2023	GARAGE GAS	01-11-00-520207	34.83
NICOR GAS	INV0029455	07/06/2023	GARAGE GAS	02-11-00-520207	34.84
NICOR GAS	INV0029456	07/06/2023	BARLINA HOUSE GAS	02-63-00-502133	54.98
NICOR GAS	INV0029457	07/06/2023	SPOERL GAS	01-11-00-520207	30.84
NICOR GAS	INV0029457	07/06/2023	SPOERL GAS	02-11-00-520207	30.85
NICOR GAS	INV0029458	07/06/2023	WOODS CREEK GAS	01-11-00-520207	30.32

Expense Approval Report

Post Dates: 7/1/2023 - 7/31/2023

Vendor Name	Payable Number	Post Date	Description (Item)	Account Number	Amount
NICOR GAS	INV0029458	07/06/2023	WOODS CREEK GAS	02-11-00-520207	30.32
NICOR GAS	INV0029459	07/06/2023	MAIN BEACH GAS	01-11-00-520207	132.84
NICOR GAS	INV0029459	07/06/2023	MAIN BEACH GAS	02-11-00-520207	132.84
NICOR GAS	INV0029460	07/06/2023	NATURE CENTER GAS	08-11-00-520207	59.19
NICOR GAS	INV0029461	07/06/2023	OAKWOODS LODGE GAS	01-11-00-520207	29.88
NICOR GAS	INV0029461	07/06/2023	OAKWOODS LODGE GAS	02-11-00-520207	29.88
NICOR GAS	INV0029462	07/06/2023	PALMER HOUSE GAS	01-11-00-520207	32.94
NICOR GAS	INV0029462	07/06/2023	PALMER HOUSE GAS	02-11-00-520207	32.94
NICOR GAS	INV0029463	07/06/2023	RACKET CLUB GAS	20-11-00-520207	590.41
NICOR GAS	INV0029464	07/06/2023	GRAND OAKS GAS	01-11-00-520207	32.79
NICOR GAS	INV0029464	07/06/2023	GRAND OAKS GAS	02-11-00-520207	32.79
NICOR GAS	INV0029465	07/06/2023	WEST BEACH GAS	01-11-00-520207	36.37
NICOR GAS	INV0029465	07/06/2023	WEST BEACH GAS	02-11-00-520207	36.37
NICOR GAS	INV0029466	07/06/2023	ADMIN OFFICE GAS	01-11-00-520207	97.66
NICOR GAS	INV0029466	07/06/2023	ADMIN OFFICE GAS	02-11-00-520207	97.66

Paid Total: 1,785.89

Vendor 61200 - NICOR GAS Total: 1,785.89

Vendor: 61265 - NORTHWESTERN MEDICINE OCCUPATIONAL HEALTH

Paid

NORTHWESTERN MEDICINE O... 539949		07/12/2023	PRE-EMPLOYMENT MEDICAL ...	04-11-00-520227	170.00
-----------------------------------	--	------------	----------------------------	-----------------	--------

Paid Total: 170.00

Vendor 61265 - NORTHWESTERN MEDICINE OCCUPATIONAL HEALTH Total: 170.00

Vendor: 62400 - O'REILLY AUTOMOTIVE STORES INC

Outstanding

O'REILLY AUTOMOTIVE STORE... 2484-438572		07/25/2023	CAR WASH SUPPLIES	01-12-00-530227	129.69
O'REILLY AUTOMOTIVE STORE... 2484-438593		07/25/2023	SUPPLIES FOR OUTPOST	01-12-00-550172	65.23

Outstanding Total: 194.92

Vendor 62400 - O'REILLY AUTOMOTIVE STORES INC Total: 194.92

Vendor: 69590 - P D R M A

Paid

P D R M A	FH23032	07/10/2023	SEMI-ANNUAL MEMBER CON...	04-11-00-540408	9,848.82
P D R M A	FH23032	07/10/2023	SEMI-ANNUAL MEMBER CON...	04-11-00-540410	4,766.14
P D R M A	FH23032	07/10/2023	SEMI-ANNUAL MEMBER CON...	04-11-00-540411	1,674.08
P D R M A	FH23032	07/10/2023	SEMI-ANNUAL MEMBER CON...	04-11-00-540412	288.92
P D R M A	FH23032	07/10/2023	SEMI-ANNUAL MEMBER CON...	04-11-00-540700	11,273.70
P D R M A	FH23032	07/10/2023	SEMI-ANNUAL MEMBER CON...	04-210745	55,703.32

Paid Total: 83,554.98

Vendor 69590 - P D R M A Total: 83,554.98

Vendor: 69835 - PEN & MOUSE DESIGN HOUSE INC

Paid

PEN & MOUSE DESIGN HOUSE ..754		07/06/2023	JUNE ART CLASSES YOUTH & ...	02-64-00-502284	196.00
--------------------------------	--	------------	------------------------------	-----------------	--------

Paid Total: 196.00

Vendor 69835 - PEN & MOUSE DESIGN HOUSE INC Total: 196.00

Vendor: 70020 - PETS MART #0477

Outstanding

PETS MART #0477	0768	07/25/2023	ANIMAL SUPPLIES	08-11-00-530700	71.63
PETS MART #0477	3404	07/25/2023	ANIMAL SUPPLIES	08-11-00-530700	57.99
PETS MART #0477	3967	07/25/2023	ANIMAL SUPPLIES	08-11-00-530700	38.72

Outstanding Total: 168.34

Paid

PETS MART #0477	0770	07/03/2023	ANIMAL SUPPLIES	08-11-00-530700	156.81
PETS MART #0477	2629	07/03/2023	ANIMAL SUPPLIES	08-11-00-530700	100.10
PETS MART #0477	4306	07/03/2023	ANIMAL SUPPLIES	08-11-00-530700	104.38
PETS MART #0477	6534	07/05/2023	ANIMAL SUPPLIES	08-11-00-530700	59.33
PETS MART #0477	7685	07/05/2023	ANIMAL SUPPLIES	08-11-00-530700	46.11

Expense Approval Report

Post Dates: 7/1/2023 - 7/31/2023

Vendor Name	Payable Number	Post Date	Description (Item)	Account Number	Amount
PETSMART #0477	8823	07/05/2023	ANIMAL SUPPLIES	08-11-00-530700	41.42
<b>Paid Total:</b>					<b>508.15</b>
<b>Vendor 70020 - PETSMART #0477 Total:</b>					<b>676.49</b>

Vendor: 70030 - PETTY CASH

Paid					
PETTY CASH	INV0029508	07/10/2023	REPLENISH PETTY CASH IN A...	01-11-00-520574	8.13
PETTY CASH	INV0029508	07/10/2023	REPLENISH PETTY CASH IN A...	02-62-00-503209	18.00
PETTY CASH	INV0029508	07/10/2023	REPLENISH PETTY CASH IN A...	02-63-00-503186	86.63
PETTY CASH	INV0029508	07/10/2023	REPLENISH PETTY CASH IN A...	02-63-00-503188	36.98
PETTY CASH	INV0029508	07/10/2023	REPLENISH PETTY CASH IN A...	02-64-00-503283	19.47
PETTY CASH	INV0029508	07/10/2023	REPLENISH PETTY CASH IN A...	02-65-00-502466	50.00
PETTY CASH	INV0029508	07/10/2023	REPLENISH PETTY CASH IN A...	11-11-00-503375	48.75
PETTY CASH	INV0029508	07/10/2023	REPLENISH PETTY CASH IN A...	11-21-00-570530	20.00
<b>Paid Total:</b>					<b>287.96</b>
<b>Vendor 70030 - PETTY CASH Total:</b>					<b>287.96</b>

Vendor: 71575 - PRECISE DIGITAL PRINTING INC

Paid					
PRECISE DIGITAL PRINTING INC	104358	07/03/2023	WAY SIGNS IN CLUBHOUS AT ...	19-11-00-570120	500.00
<b>Paid Total:</b>					<b>500.00</b>
<b>Vendor 71575 - PRECISE DIGITAL PRINTING INC Total:</b>					<b>500.00</b>

Vendor: 72000 - PRO-TUFF DECALS INC

Outstanding					
PRO-TUFF DECALS INC	023006705	07/25/2023	JR LIFEGUARD CAMP T-SHIRTS	11-11-00-530602	105.00
PRO-TUFF DECALS INC	INV023006430	07/18/2023	-23 FITNESS STAFF APAREL	02-62-00-503209	200.00
PRO-TUFF DECALS INC	INV023006430	07/18/2023	-23 FITNESS STAFF APAREL	02-65-00-503466	40.00
PRO-TUFF DECALS INC	INV023006430	07/18/2023	-23 FITNESS STAFF APAREL	02-65-00-503469	42.00
PRO-TUFF DECALS INC	INV023006548	07/18/2023	MARKETING BANNERS	02-11-00-530395	240.00
PRO-TUFF DECALS INC	INV023006626	07/25/2023	STAFF APPAREL - NC	08-11-00-530694	376.35
PRO-TUFF DECALS INC	INV023006706	07/25/2023	ADMIN AND COMMISIONER S...	01-11-00-530694	646.00
PRO-TUFF DECALS INC	INV023006707	07/25/2023	SHIRTS FOR STAFF PLUS EXTRA..	02-62-00-503209	186.00
PRO-TUFF DECALS INC	INV023006708	07/25/2023	STAFF APPAREL	01-11-00-530694	250.00
PRO-TUFF DECALS INC	INV023006708	07/25/2023	STAFF APPAREL	02-11-00-530694	150.00
PRO-TUFF DECALS INC	INV023006708	07/25/2023	STAFF APPAREL	02-63-00-503220	165.00
PRO-TUFF DECALS INC	INV023006709	07/25/2023	STAFF APPAREL - CPH	08-11-00-530694	165.00
PRO-TUFF DECALS INC	INV023006710	07/25/2023	STAFF APPAREL - NC	08-11-00-530694	202.00
PRO-TUFF DECALS INC	INV023006711	07/25/2023	STAFF APPAREL - TRC	20-11-00-530694	573.00
PRO-TUFF DECALS INC	INV023006712	07/25/2023	STAFF APPAREL - PARKS	01-12-00-530694	424.00
<b>Outstanding Total:</b>					<b>3,764.35</b>

Paid					
PRO-TUFF DECALS INC	INV023006072	07/05/2023	DANCE CAMP SHIRTS	02-64-00-503205	241.22
PRO-TUFF DECALS INC	INV023006241	07/05/2023	BEACH STAFF VISORS	11-11-00-530245	72.00
PRO-TUFF DECALS INC	INV023006242	07/03/2023	PARKS STAFF APPAREL	01-12-00-530694	308.00
PRO-TUFF DECALS INC	INV023006243	07/03/2023	CAMP STAFF BUCKET HATS	02-63-00-503188	168.00
PRO-TUFF DECALS INC	INV023006269	07/03/2023	NC STAFF APPAREL	08-11-00-530694	576.84
PRO-TUFF DECALS INC	INV023006325	07/03/2023	PARKS & CHILDCARE STAFF A...	01-12-00-530694	749.00
PRO-TUFF DECALS INC	INV023006325	07/03/2023	PARKS & CHILDCARE STAFF A...	02-63-00-503220	140.00
PRO-TUFF DECALS INC	INV023006326	07/03/2023	2023 STAFF APPAREL	01-11-00-530694	517.00
PRO-TUFF DECALS INC	INV023006326	07/03/2023	2023 STAFF APPAREL	01-12-00-530694	300.00
PRO-TUFF DECALS INC	INV023006326	07/03/2023	2023 STAFF APPAREL	02-11-00-530694	66.00
PRO-TUFF DECALS INC	INV023006429	07/11/2023	STAFF APPAREL 2023	01-11-00-530694	244.00
PRO-TUFF DECALS INC	INV023006429	07/11/2023	STAFF APPAREL 2023	01-12-00-530694	96.00
PRO-TUFF DECALS INC	INV023006429	07/11/2023	STAFF APPAREL 2023	02-11-00-530694	120.00
<b>Paid Total:</b>					<b>3,598.06</b>
<b>Vendor 72000 - PRO-TUFF DECALS INC Total:</b>					<b>7,362.41</b>

Expense Approval Report

Post Dates: 7/1/2023 - 7/31/2023

Vendor Name	Payable Number	Post Date	Description (Item)	Account Number	Amount	
<b>Vendor: 72825 - PURE IMAGINATION INC</b>						
<b>Outstanding</b>						
PURE IMAGINATION INC	8407	07/25/2023	PRO HOSTING AND CMC LICE...	02-11-00-530360	2,100.00	
					<b>Outstanding Total:</b>	<b>2,100.00</b>
<b>Vendor 72825 - PURE IMAGINATION INC Total:</b>					<b>2,100.00</b>	
<b>Vendor: 72876 - QUICKSCORES LLC</b>						
<b>Paid</b>						
QUICKSCORES LLC	231442	07/03/2023	QUICKSCORES SOFTBALL ADU...	02-68-00-502357	546.00	
					<b>Paid Total:</b>	<b>546.00</b>
<b>Vendor 72876 - QUICKSCORES LLC Total:</b>					<b>546.00</b>	
<b>Vendor: 73639 - REACT COMPUTER SERVICES</b>						
<b>Paid</b>						
REACT COMPUTER SERVICES	26433	07/05/2023	IT SERVICES	01-11-00-520265	508.00	
REACT COMPUTER SERVICES	26433	07/05/2023	IT SERVICES	02-11-00-520265	508.00	
REACT COMPUTER SERVICES	26434	07/05/2023	IT SERVICES	01-11-00-520265	1,050.00	
REACT COMPUTER SERVICES	26434	07/05/2023	IT SERVICES	02-11-00-520265	1,050.00	
REACT COMPUTER SERVICES	6920	07/05/2023	MONTHLY BASIC/BUS STAN...	01-11-00-520213	472.27	
REACT COMPUTER SERVICES	6920	07/05/2023	MONTHLY BASIC/BUS STAN...	02-11-00-520213	472.27	
REACT COMPUTER SERVICES	6921	07/05/2023	CLOUD BACK UP JULY	01-11-00-520213	150.00	
REACT COMPUTER SERVICES	6921	07/05/2023	CLOUD BACK UP JULY	02-11-00-520213	150.00	
					<b>Paid Total:</b>	<b>4,360.54</b>
<b>Vendor 73639 - REACT COMPUTER SERVICES Total:</b>					<b>4,360.54</b>	
<b>Vendor: 73870 - REID SPEARS</b>						
<b>Paid</b>						
REID SPEARS	BSE-77909	07/18/2023	SUMMER CONCERTS 2023	02-66-00-502370	1,750.00	
					<b>Paid Total:</b>	<b>1,750.00</b>
<b>Vendor 73870 - REID SPEARS Total:</b>					<b>1,750.00</b>	
<b>Vendor: 04375 - RES GREAT LAKES LLC</b>						
<b>Outstanding</b>						
RES GREAT LAKES LLC	IN38722	07/13/2023	HERBICIDE	01-12-00-550665	1,750.00	
					<b>Outstanding Total:</b>	<b>1,750.00</b>
<b>Vendor 04375 - RES GREAT LAKES LLC Total:</b>					<b>1,750.00</b>	
<b>Vendor: 16300 - ROBERT E GILLUM</b>						
<b>Paid</b>						
ROBERT E GILLUM	603	07/10/2023	CUBE DOCKS - WEST	01-12-00-550154	215.79	
					<b>Paid Total:</b>	<b>215.79</b>
<b>Vendor 16300 - ROBERT E GILLUM Total:</b>					<b>215.79</b>	
<b>Vendor: 03190 - ROBERT H SMITH JR</b>						
<b>Outstanding</b>						
ROBERT H SMITH JR	INV0029525	07/12/2023	GARAGE DOOR REPAIR - BON...	01-12-00-520151	400.00	
					<b>Outstanding Total:</b>	<b>400.00</b>
<b>Vendor 03190 - ROBERT H SMITH JR Total:</b>					<b>400.00</b>	
<b>Vendor: 76200 - RUSSO POWER EQUIPMENT</b>						
<b>Outstanding</b>						
RUSSO POWER EQUIPMENT	SPI20318022	07/18/2023	PRUNING/WEEEDING MATERIA...	01-12-00-530227	152.94	
					<b>Outstanding Total:</b>	<b>152.94</b>
<b>Vendor 76200 - RUSSO POWER EQUIPMENT Total:</b>					<b>152.94</b>	
<b>Vendor: 80950 - S&amp;S WORLDWIDE INC</b>						
<b>Outstanding</b>						
S&S WORLDWIDE INC	IN101208309	07/18/2023	SCHOOL SUPPLIES 2023 - 2024	02-63-00-430133	927.35	
					<b>Outstanding Total:</b>	<b>927.35</b>
<b>Vendor 80950 - S&amp;S WORLDWIDE INC Total:</b>					<b>927.35</b>	

Expense Approval Report

Post Dates: 7/1/2023 - 7/31/2023

Vendor Name	Payable Number	Post Date	Description (Item)	Account Number	Amount
<b>Vendor: 76964 - SAM'S CLUB DIRECT</b>					
<b>Outstanding</b>					
SAM'S CLUB DIRECT	4268	07/25/2023	WATER, CHIPS	02-68-00-503357	3.98
SAM'S CLUB DIRECT	4268	07/25/2023	WATER, CHIPS	19-11-00-530020	44.92
SAM'S CLUB DIRECT	7309	07/25/2023	SAMS CLUB ET CAMP SUPPLIES	02-63-00-503187	92.02
<b>Outstanding Total:</b>					<b>140.92</b>
<b>Paid</b>					
SAM'S CLUB DIRECT	0310	07/25/2023	CAMP SAMS CLUB SUPPLIES	02-63-00-503186	113.50
SAM'S CLUB DIRECT	0310	07/25/2023	CAMP SAMS CLUB SUPPLIES	02-63-00-503188	48.90
SAM'S CLUB DIRECT	0377	07/12/2023	CONCESSION PRODUCTS - GLC	19-11-00-530020	56.18
SAM'S CLUB DIRECT	07755	07/25/2023	SAMS CLUB CAMP SUPPLIES	02-63-00-503186	170.92
SAM'S CLUB DIRECT	07755	07/25/2023	SAMS CLUB CAMP SUPPLIES	02-63-00-503188	10.00
SAM'S CLUB DIRECT	1123	07/03/2023	CAMP SUPPLIES	02-63-00-503186	249.44
SAM'S CLUB DIRECT	1123	07/03/2023	CAMP SUPPLIES	02-63-00-503188	131.48
SAM'S CLUB DIRECT	2117	07/03/2023	ET CAMP & CAMP SUPPLIES	02-63-00-503186	10.00
SAM'S CLUB DIRECT	2117	07/03/2023	ET CAMP & CAMP SUPPLIES	02-63-00-503187	211.64
SAM'S CLUB DIRECT	2564-1	07/18/2023	UMPIRE WATER	02-68-00-503357	3.98
SAM'S CLUB DIRECT	3419	07/06/2023	SR CAMP SUPPLIES	02-63-00-503186	123.08
SAM'S CLUB DIRECT	4924	07/25/2023	SAMS CLUB	02-63-00-503187	161.60
SAM'S CLUB DIRECT	5174	07/03/2023	CAMP SUPPLIES	02-63-00-503186	38.94
SAM'S CLUB DIRECT	7171	07/03/2023	UMPIRE WATER	02-68-00-503357	11.94
SAM'S CLUB DIRECT	7377	07/18/2023	ET CAMP SUPPLIES	02-63-00-503187	165.84
SAM'S CLUB DIRECT	7395	07/10/2023	CAMP SUPPLIES	02-63-00-503186	377.74
SAM'S CLUB DIRECT	7395	07/10/2023	CAMP SUPPLIES	02-63-00-503188	113.86
SAM'S CLUB DIRECT	7890-1	07/06/2023	SOCIAL DANCE NIGHT SNACKS	02-64-00-503205	25.46
SAM'S CLUB DIRECT	8420	07/03/2023	CLEANING - MAIN BEACH	12-11-01-530020	37.76
SAM'S CLUB DIRECT	9608	07/25/2023	SAMS CLUB ET CAMP SUPPLIES	02-63-00-503187	121.90
<b>Paid Total:</b>					<b>2,184.16</b>
<b>Vendor 76964 - SAM'S CLUB DIRECT Total:</b>					<b>2,325.08</b>
<b>Vendor: 84330 - SANDRA THOMPSON</b>					
<b>Paid</b>					
SANDRA THOMPSON	INV0029448	07/05/2023	JUNE 2023 MILEAGE	02-63-00-502186	88.43
<b>Paid Total:</b>					<b>88.43</b>
<b>Vendor 84330 - SANDRA THOMPSON Total:</b>					<b>88.43</b>
<b>Vendor: 77625 - SCHROEDER ASPHALT SERVICES INC</b>					
<b>Outstanding</b>					
SCHROEDER ASPHALT SERVIC...	2023-262	07/25/2023	Racket Club Outdoor Court Re...	16-11-00-570031	73,737.90
<b>Outstanding Total:</b>					<b>73,737.90</b>
<b>Vendor 77625 - SCHROEDER ASPHALT SERVICES INC Total:</b>					<b>73,737.90</b>
<b>Vendor: 77940 - SECOND CHANCE CARDIAC SOLUTION</b>					
<b>Paid</b>					
SECOND CHANCE CARDIAC SO...	23-006-2714	07/07/2023	AED FOR BASEBALL	01-12-00-530318	1,873.65
<b>Paid Total:</b>					<b>1,873.65</b>
<b>Vendor 77940 - SECOND CHANCE CARDIAC SOLUTION Total:</b>					<b>1,873.65</b>
<b>Vendor: 78185 - SHANNON O'BRIEN</b>					
<b>Outstanding</b>					
SHANNON O'BRIEN	INV0029567	07/25/2023	BREWERS GAME MILEAGE	02-63-00-502188	106.77
<b>Outstanding Total:</b>					<b>106.77</b>
<b>Vendor 78185 - SHANNON O'BRIEN Total:</b>					<b>106.77</b>
<b>Vendor: 08508 - SHAUNA BECKER</b>					
<b>Paid</b>					
SHAUNA BECKER	INV0029441	07/05/2023	JUNE 2023 MILEAGE	02-63-00-502186	37.34
<b>Paid Total:</b>					<b>37.34</b>
<b>Vendor 08508 - SHAUNA BECKER Total:</b>					<b>37.34</b>

Expense Approval Report

Post Dates: 7/1/2023 - 7/31/2023

Vendor Name	Payable Number	Post Date	Description (Item)	Account Number	Amount	
<b>Vendor: 78200 - SHAW SUBURBAN MEDIA</b>						
<b>Paid</b>						
SHAW SUBURBAN MEDIA	0623102674	07/06/2023	CONCERT, ALOHA, SING ALO...	02-11-00-530365	396.00	
					<b>Paid Total:</b>	<b>396.00</b>
					<b>Vendor 78200 - SHAW SUBURBAN MEDIA Total:</b>	<b>396.00</b>
<b>Vendor: 78540 - SHERMAN MECHANICAL, INC</b>						
<b>Outstanding</b>						
SHERMAN MECHANICAL, INC	J019441	07/18/2023	REPLACE TOILET/JET ROD DRA...	01-12-00-520152	1,195.00	
					<b>Outstanding Total:</b>	<b>1,195.00</b>
					<b>Vendor 78540 - SHERMAN MECHANICAL, INC Total:</b>	<b>1,195.00</b>
<b>Vendor: 79270 - SITE ONE LANDSCAPE SUPPLY</b>						
<b>Outstanding</b>						
SITE ONE LANDSCAPE SUPPLY	132798124-001	07/31/2023	IRRIGATION SUPPLIES - NEW ...	01-12-00-530697	408.72	
SITE ONE LANDSCAPE SUPPLY	132798240-001	07/31/2023	IRRIGATION SUPPLIES - NEW ...	01-12-00-530697	108.32	
					<b>Outstanding Total:</b>	<b>517.04</b>
					<b>Vendor 79270 - SITE ONE LANDSCAPE SUPPLY Total:</b>	<b>517.04</b>
<b>Vendor: 79285 - SKYHAWKS SPORTS ACADEMY INC</b>						
<b>Outstanding</b>						
SKYHAWKS SPORTS ACADEMY ..	18819	07/18/2023	GOLF, TRACK, MULTI SPORT C...	02-63-20-502420	2,841.30	
					<b>Outstanding Total:</b>	<b>2,841.30</b>
					<b>Vendor 79285 - SKYHAWKS SPORTS ACADEMY INC Total:</b>	<b>2,841.30</b>
<b>Vendor: 82025 - STUART HOLCOMB</b>						
<b>Outstanding</b>						
STUART HOLCOMB	INV0029568	07/25/2023	BREWERS GAME MILEAGE	02-63-00-502188	106.11	
					<b>Outstanding Total:</b>	<b>106.11</b>
					<b>Vendor 82025 - STUART HOLCOMB Total:</b>	<b>106.11</b>
<b>Vendor: 94510 - SUE WILLIS</b>						
<b>Paid</b>						
SUE WILLIS	INV0029449	07/05/2023	JUNE 2023 MILEAGE	02-63-00-502187	22.27	
					<b>Paid Total:</b>	<b>22.27</b>
					<b>Vendor 94510 - SUE WILLIS Total:</b>	<b>22.27</b>
<b>Vendor: 83050 - SYSCO CHICAGO, INC</b>						
<b>Outstanding</b>						
SYSCO CHICAGO, INC	624553460	07/18/2023	FOOD AND CANDY - BONCOS...	12-11-04-530003	921.08	
SYSCO CHICAGO, INC	624553460	07/18/2023	FOOD AND CANDY - BONCOS...	12-11-04-530005	332.97	
SYSCO CHICAGO, INC	624553461	07/18/2023	MAIN - FOOD, CANDY, AND P...	12-11-01-530003	616.26	
SYSCO CHICAGO, INC	624553461	07/18/2023	MAIN - FOOD, CANDY, AND P...	12-11-01-530005	394.24	
SYSCO CHICAGO, INC	624553461	07/18/2023	MAIN - FOOD, CANDY, AND P...	12-11-01-530025	95.66	
SYSCO CHICAGO, INC	624570026	07/25/2023	FOOD, CANDY, PAPER PRODU...	12-11-04-530003	636.48	
SYSCO CHICAGO, INC	624570026	07/25/2023	FOOD, CANDY, PAPER PRODU...	12-11-04-530005	210.82	
SYSCO CHICAGO, INC	624570026	07/25/2023	FOOD, CANDY, PAPER PRODU...	12-11-04-530025	157.73	
SYSCO CHICAGO, INC	624586472	07/26/2023	FOOD, CANDY, PAPER PRODU...	12-11-01-530003	427.29	
SYSCO CHICAGO, INC	624586472	07/26/2023	FOOD, CANDY, PAPER PRODU...	12-11-01-530005	330.31	
SYSCO CHICAGO, INC	624586472	07/26/2023	FOOD, CANDY, PAPER PRODU...	12-11-01-530025	244.99	
SYSCO CHICAGO, INC	625470029	07/25/2023	FOOD, CANDY, PAPER PRODU...	12-11-01-530003	623.69	
SYSCO CHICAGO, INC	625470029	07/25/2023	FOOD, CANDY, PAPER PRODU...	12-11-01-530005	142.07	
SYSCO CHICAGO, INC	625470029	07/25/2023	FOOD, CANDY, PAPER PRODU...	12-11-01-530025	262.79	
					<b>Outstanding Total:</b>	<b>5,396.38</b>
<b>Paid</b>						
SYSCO CHICAGO, INC	624518336	07/03/2023	FOOD, CANDY & PAPER PROD...	12-11-04-530003	558.97	
SYSCO CHICAGO, INC	624518336	07/03/2023	FOOD, CANDY & PAPER PROD...	12-11-04-530005	87.77	
SYSCO CHICAGO, INC	624518336	07/03/2023	FOOD, CANDY & PAPER PROD...	12-11-04-530025	107.65	
SYSCO CHICAGO, INC	624518337	07/03/2023	FOOD, CANDY & PAPER PROD...	12-11-01-530003	1,022.98	
SYSCO CHICAGO, INC	624518337	07/03/2023	FOOD, CANDY & PAPER PROD...	12-11-01-530005	175.02	
SYSCO CHICAGO, INC	624518337	07/03/2023	FOOD, CANDY & PAPER PROD...	12-11-01-530025	393.05	
SYSCO CHICAGO, INC	624538288	07/10/2023	FOOD, CANDY & PAPER PROD...	12-11-01-530003	785.35	

**Expense Approval Report**

**Post Dates: 7/1/2023 - 7/31/2023**

Vendor Name	Payable Number	Post Date	Description (Item)	Account Number	Amount
SYSCO CHICAGO, INC	624538288	07/10/2023	FOOD, CANDY & PAPER PROD...	12-11-01-530005	100.04
SYSCO CHICAGO, INC	624538288	07/10/2023	FOOD, CANDY & PAPER PROD...	12-11-01-530025	151.30
<b>Paid Total:</b>					<b>3,382.13</b>
<b>Vendor 83050 - SYSCO CHICAGO, INC Total:</b>					<b>8,778.51</b>

**Vendor: 81120 - THE OFFICE OF THE STATE FIRE MARSHAL**

**Paid**

THE OFFICE OF THE STATE FIRE..9680879		07/10/2023	BOILER - MAIN	01-12-00-530335	70.00
<b>Paid Total:</b>					<b>70.00</b>
<b>Vendor 81120 - THE OFFICE OF THE STATE FIRE MARSHAL Total:</b>					<b>70.00</b>

**Vendor: 85220 - TRANSPORTATION JOINT AGREEMENT**

**Outstanding**

TRANSPORTATION JOINT AGR... INV0029565		07/25/2023	BUSSING JUNE 12TH - 23RD, 2...	02-63-00-502186	2,002.59
TRANSPORTATION JOINT AGR... INV0029565		07/25/2023	BUSSING JUNE 12TH - 23RD, 2...	02-63-00-502187	2,785.96
TRANSPORTATION JOINT AGR... INV0029565		07/25/2023	BUSSING JUNE 12TH - 23RD, 2...	02-63-00-502188	1,150.86
TRANSPORTATION JOINT AGR... INV0029565		07/25/2023	BUSSING JUNE 12TH - 23RD, 2...	02-63-00-502276	1,700.00
TRANSPORTATION JOINT AGR... INV0029566		07/25/2023	MAY 31ST - JUNE 9TH BUSSIN...	02-63-00-502186	2,233.54
TRANSPORTATION JOINT AGR... INV0029566		07/25/2023	MAY 31ST - JUNE 9TH BUSSIN...	02-63-00-502187	1,860.21
TRANSPORTATION JOINT AGR... INV0029566		07/25/2023	MAY 31ST - JUNE 9TH BUSSIN...	02-63-00-502188	1,072.20
TRANSPORTATION JOINT AGR... INV0029566		07/25/2023	MAY 31ST - JUNE 9TH BUSSIN...	02-63-00-502276	1,000.00
<b>Outstanding Total:</b>					<b>13,805.36</b>
<b>Vendor 85220 - TRANSPORTATION JOINT AGREEMENT Total:</b>					<b>13,805.36</b>

**Vendor: 03940 - TRENT ANDERSON**

**Paid**

TRENT ANDERSON	BSE-77908	07/11/2023	SUMMER CONCERTS 2023	02-66-00-502370	1,200.00
<b>Paid Total:</b>					<b>1,200.00</b>
<b>Vendor 03940 - TRENT ANDERSON Total:</b>					<b>1,200.00</b>

**Vendor: 85400 - TRUGREEN**

**Paid**

TRUGREEN	178529919	07/07/2023	LAWN SERVICE - BONCOSKY	01-12-00-530696	1,113.24
TRUGREEN	178545758	07/07/2023	LAWN SERVICE - LIPPOLD	01-12-00-530696	2,113.49
<b>Paid Total:</b>					<b>3,226.73</b>
<b>Vendor 85400 - TRUGREEN Total:</b>					<b>3,226.73</b>

**Vendor: 87500 - UNIQUE PRODUCTS**

**Outstanding**

UNIQUE PRODUCTS	452064	07/11/2023	REPAIR SCRUBBER MACHINE	01-12-00-520673	1,066.13
UNIQUE PRODUCTS	452164-1	07/17/2023	XL GLOVES	01-12-00-530318	243.60
UNIQUE PRODUCTS	452542	07/14/2023	TOILET PAPER, PAPER TOWELS	20-11-00-530600	147.96
UNIQUE PRODUCTS	452599	07/13/2023	WHITE LINERS	01-12-00-530353	71.20
UNIQUE PRODUCTS	452599	07/13/2023	WHITE LINERS	02-11-00-530353	162.34
UNIQUE PRODUCTS	452599	07/13/2023	WHITE LINERS	02-63-00-503133	14.24
UNIQUE PRODUCTS	452599	07/13/2023	WHITE LINERS	02-63-00-503220	14.24
UNIQUE PRODUCTS	452599	07/13/2023	WHITE LINERS	02-68-00-530353	8.54
UNIQUE PRODUCTS	452599	07/13/2023	WHITE LINERS	08-11-00-530353	14.24
UNIQUE PRODUCTS	452910	07/31/2023	OXIVER	01-12-00-530353	65.42
UNIQUE PRODUCTS	452910	07/31/2023	OXIVER	02-11-00-530353	149.15
UNIQUE PRODUCTS	452910	07/31/2023	OXIVER	02-63-00-503133	13.08
UNIQUE PRODUCTS	452910	07/31/2023	OXIVER	02-63-00-503220	13.08
UNIQUE PRODUCTS	452910	07/31/2023	OXIVER	02-68-00-530353	7.85
UNIQUE PRODUCTS	452910	07/31/2023	OXIVER	08-11-00-530353	13.08
UNIQUE PRODUCTS	453001	07/21/2023	TOILET PAPER	01-12-00-530353	175.35
UNIQUE PRODUCTS	453001	07/21/2023	TOILET PAPER	02-11-00-530353	399.80
UNIQUE PRODUCTS	453001	07/21/2023	TOILET PAPER	02-63-00-503133	35.07
UNIQUE PRODUCTS	453001	07/21/2023	TOILET PAPER	02-63-00-503220	35.07
UNIQUE PRODUCTS	453001	07/21/2023	TOILET PAPER	02-68-00-530353	21.04
UNIQUE PRODUCTS	453001	07/21/2023	TOILET PAPER	08-11-00-530353	35.07
UNIQUE PRODUCTS	453246	07/26/2023	OXIVER CLEANER	01-12-00-530353	16.41
UNIQUE PRODUCTS	453246	07/26/2023	OXIVER CLEANER	02-11-00-530353	37.42



Expense Approval Report

Post Dates: 7/1/2023 - 7/31/2023

Vendor Name	Payable Number	Post Date	Description (Item)	Account Number	Amount
UNIQUE PRODUCTS	453246	07/26/2023	OXIVER CLEANER	02-63-00-503133	3.28
UNIQUE PRODUCTS	453246	07/26/2023	OXIVER CLEANER	02-63-00-503220	3.28
UNIQUE PRODUCTS	453246	07/26/2023	OXIVER CLEANER	02-68-00-530353	1.97
UNIQUE PRODUCTS	453246	07/26/2023	OXIVER CLEANER	08-11-00-530353	3.28
<b>Outstanding Total:</b>					<b>2,771.19</b>

<b>Paid</b>					
UNIQUE PRODUCTS	451100-02	07/05/2023	GARBAGE BAGS	20-11-00-560353	126.68
UNIQUE PRODUCTS	452164	07/07/2023	XL AND L GLOVES	01-12-00-530353	41.70
UNIQUE PRODUCTS	452164	07/07/2023	XL AND L GLOVES	02-11-00-530353	95.08
UNIQUE PRODUCTS	452164	07/07/2023	XL AND L GLOVES	02-63-00-503133	8.34
UNIQUE PRODUCTS	452164	07/07/2023	XL AND L GLOVES	02-63-00-503220	8.34
UNIQUE PRODUCTS	452164	07/07/2023	XL AND L GLOVES	02-68-00-530353	5.00
UNIQUE PRODUCTS	452164	07/07/2023	XL AND L GLOVES	08-11-00-530353	8.34
UNIQUE PRODUCTS	452272	07/07/2023	TOILET PAPER	01-12-00-530353	245.49
UNIQUE PRODUCTS	452272	07/07/2023	TOILET PAPER	02-11-00-530353	559.71
UNIQUE PRODUCTS	452272	07/07/2023	TOILET PAPER	02-63-00-503133	49.10
UNIQUE PRODUCTS	452272	07/07/2023	TOILET PAPER	02-63-00-503220	49.10
UNIQUE PRODUCTS	452272	07/07/2023	TOILET PAPER	02-68-00-530353	29.46
UNIQUE PRODUCTS	452272	07/07/2023	TOILET PAPER	08-11-00-530353	49.10
UNIQUE PRODUCTS	452273	07/07/2023	PAPER TOWELS AND GARBAGE..01-12-00-530353		239.24
UNIQUE PRODUCTS	452273	07/07/2023	PAPER TOWELS AND GARBAGE..02-11-00-530353		545.44
UNIQUE PRODUCTS	452273	07/07/2023	PAPER TOWELS AND GARBAGE..02-63-00-503133		47.85
UNIQUE PRODUCTS	452273	07/07/2023	PAPER TOWELS AND GARBAGE..02-63-00-503220		47.85
UNIQUE PRODUCTS	452273	07/07/2023	PAPER TOWELS AND GARBAGE..02-68-00-530353		28.71
UNIQUE PRODUCTS	452273	07/07/2023	PAPER TOWELS AND GARBAGE..08-11-00-530353		47.85
UNIQUE PRODUCTS	452274	07/07/2023	GARBAGE BAGS	01-12-00-530353	185.40
UNIQUE PRODUCTS	452274	07/07/2023	GARBAGE BAGS	02-11-00-530353	422.71
UNIQUE PRODUCTS	452274	07/07/2023	GARBAGE BAGS	02-63-00-503133	37.08
UNIQUE PRODUCTS	452274	07/07/2023	GARBAGE BAGS	02-63-00-503220	37.08
UNIQUE PRODUCTS	452274	07/07/2023	GARBAGE BAGS	02-68-00-530353	22.25
UNIQUE PRODUCTS	452274	07/07/2023	GARBAGE BAGS	08-11-00-530353	37.08
<b>Paid Total:</b>					<b>2,973.98</b>
<b>Vendor 87500 - UNIQUE PRODUCTS Total:</b>					<b>5,745.17</b>

**Vendor: 87900 - UNITED HEALTHCARE - DULUTH**

<b>Outstanding</b>					
UNITED HEALTHCARE - DULU...	INV0029539	07/21/2023	Group Health - After Tax	01-290003	633.72
UNITED HEALTHCARE - DULU...	INV0029544	07/21/2023	Dental - After Tax	01-290003	50.46
UNITED HEALTHCARE - DULU...	INV0029545	07/21/2023	Dental - Pre-tax	01-290003	407.73
UNITED HEALTHCARE - DULU...	INV0029548	07/21/2023	Group Health - Pre-tax	01-290003	6,176.57
<b>Outstanding Total:</b>					<b>7,268.48</b>

<b>Paid</b>					
UNITED HEALTHCARE - DULU...	382763971637	07/07/2023	EMPLOYEE & RETIREE MEDICA...	01-11-00-540507	17,347.03
UNITED HEALTHCARE - DULU...	382763971637	07/07/2023	EMPLOYEE & RETIREE MEDICA...	02-11-00-540507	17,347.03
UNITED HEALTHCARE - DULU...	382763971637	07/07/2023	EMPLOYEE & RETIREE MEDICA...	02-63-00-502220	7,616.86
UNITED HEALTHCARE - DULU...	382763971637	07/07/2023	EMPLOYEE & RETIREE MEDICA...	08-11-00-540507	3,823.29
UNITED HEALTHCARE - DULU...	382763971637	07/07/2023	EMPLOYEE & RETIREE MEDICA...	20-11-00-540507	6,465.28
UNITED HEALTHCARE - DULU...	382769061110	07/26/2023	Employee & Retiree Med/Den ..	01-11-00-540507	18,719.26
UNITED HEALTHCARE - DULU...	382769061110	07/26/2023	Employee & Retiree Med/Den ..	02-11-00-540507	18,719.26
UNITED HEALTHCARE - DULU...	382769061110	07/26/2023	Employee & Retiree Med/Den ..	02-63-00-502220	7,616.86
UNITED HEALTHCARE - DULU...	382769061110	07/26/2023	Employee & Retiree Med/Den ..	08-11-00-540507	3,823.29
UNITED HEALTHCARE - DULU...	382769061110	07/26/2023	Employee & Retiree Med/Den ..	20-11-00-540507	6,465.28
UNITED HEALTHCARE - DULU...	INV0029473	07/07/2023	Group Health - After Tax	01-290003	190.08
UNITED HEALTHCARE - DULU...	INV0029478	07/07/2023	Dental - After Tax	01-290003	22.55
UNITED HEALTHCARE - DULU...	INV0029479	07/07/2023	Dental - Pre-tax	01-290003	448.19
UNITED HEALTHCARE - DULU...	INV0029482	07/07/2023	Group Health - Pre-tax	01-290003	6,072.39
<b>Paid Total:</b>					<b>114,676.65</b>
<b>Vendor 87900 - UNITED HEALTHCARE - DULUTH Total:</b>					<b>121,945.13</b>

## Expense Approval Report

Post Dates: 7/1/2023 - 7/31/2023

Vendor Name	Payable Number	Post Date	Description (Item)	Account Number	Amount
<b>Vendor: 88130 - UNITED STATES POSTMASTER</b>					
<b>Paid</b>					
UNITED STATES POSTMASTER	0211543004	07/03/2023	ANNUAL PERMIT #28 MARKET...	02-11-00-520574	310.00
<b>Paid Total:</b>					<b>310.00</b>
<b>Vendor 88130 - UNITED STATES POSTMASTER Total:</b>					<b>310.00</b>
<b>Vendor: 16415 - USW HOLDING COMPANY LLC</b>					
<b>Paid</b>					
USW HOLDING COMPANY LLC	0146408	07/07/2023	WATER - GO	01-12-00-520164	132.75
USW HOLDING COMPANY LLC	0146438	07/07/2023	WATER - BONCOSKY	01-12-00-520151	38.00
<b>Paid Total:</b>					<b>170.75</b>
<b>Vendor 16415 - USW HOLDING COMPANY LLC Total:</b>					<b>170.75</b>
<b>Vendor: 90280 - VILLAGE OF LAKE IN THE HILLS</b>					
<b>Outstanding</b>					
VILLAGE OF LAKE IN THE HILLS	2023-50000100	07/26/2023	MILWAUKEE BOAT TRIP	02-65-00-502466	1,989.13
<b>Outstanding Total:</b>					<b>1,989.13</b>
<b>Vendor 90280 - VILLAGE OF LAKE IN THE HILLS Total:</b>					<b>1,989.13</b>
<b>Vendor: 91710 - WALMART COMMUNITY</b>					
<b>Outstanding</b>					
WALMART COMMUNITY	02571	07/26/2023	WATER -BONCOSKY	12-11-04-530025	66.86
WALMART COMMUNITY	04483	07/26/2023	WATER - BONCOSKY	12-11-04-530015	52.59
<b>Outstanding Total:</b>					<b>119.45</b>
<b>Paid</b>					
WALMART COMMUNITY	00702-2	07/10/2023	ET & CAMP SUPPLIES	02-63-00-503186	132.18
WALMART COMMUNITY	00702-2	07/10/2023	ET & CAMP SUPPLIES	02-63-00-503188	50.00
WALMART COMMUNITY	00702-2	07/10/2023	ET & CAMP SUPPLIES	02-63-00-503220	110.74
WALMART COMMUNITY	00933	07/25/2023	ANIMAL SUPPLIES/NATURE P...	08-11-00-503620	10.18
WALMART COMMUNITY	00933	07/25/2023	ANIMAL SUPPLIES/NATURE P...	08-11-00-530700	9.76
WALMART COMMUNITY	01078-1	07/10/2023	FOOD, CLEANING PRODUCT F...	12-11-01-530003	19.32
WALMART COMMUNITY	01078-1	07/10/2023	FOOD, CLEANING PRODUCT F...	12-11-01-530741	19.68
WALMART COMMUNITY	01159	07/25/2023	NATURE PROGAMS	08-11-00-503620	10.49
WALMART COMMUNITY	01313	07/25/2023	FOOD - MAIN BEACH	12-11-04-530015	101.69
WALMART COMMUNITY	01860	07/25/2023	WALMART ET CAMP SUPPLIES	02-63-00-503187	84.54
WALMART COMMUNITY	01984	07/05/2023	GREENHOUSE SUPPLIES, OFFI...	08-11-00-530352	42.87
WALMART COMMUNITY	01984	07/05/2023	GREENHOUSE SUPPLIES, OFFI...	08-11-00-530553	55.42
WALMART COMMUNITY	01984	07/05/2023	GREENHOUSE SUPPLIES, OFFI...	08-11-00-530705	22.87
WALMART COMMUNITY	02119	07/18/2023	ICE FOR COOLER	02-65-00-503466	9.44
WALMART COMMUNITY	03040	07/03/2023	ANIMAL SUPPLIES	08-11-00-530700	7.32
WALMART COMMUNITY	03806	07/03/2023	CAMP SUPPLIES	02-63-00-503186	201.05
WALMART COMMUNITY	03806	07/03/2023	CAMP SUPPLIES	02-63-00-503188	63.40
WALMART COMMUNITY	05432	07/03/2023	ANIMAL SUPPLIES, NATURALI...	08-11-00-530352	26.93
WALMART COMMUNITY	05432	07/03/2023	ANIMAL SUPPLIES, NATURALI...	08-11-00-530700	20.17
WALMART COMMUNITY	05520	07/25/2023	ANIMAL SUPPLIES / MISC SUP...	08-11-00-530700	6.10
WALMART COMMUNITY	05520	07/25/2023	ANIMAL SUPPLIES / MISC SUP...	08-11-00-550601	61.20
WALMART COMMUNITY	05708	07/28/2023	WASP SPRAY, BEVERAGES, INK	20-11-00-530553	125.00
WALMART COMMUNITY	05708	07/28/2023	WASP SPRAY, BEVERAGES, INK	20-11-00-530605	20.72
WALMART COMMUNITY	05708	07/28/2023	WASP SPRAY, BEVERAGES, INK	20-11-00-560562	12.56
WALMART COMMUNITY	05736	07/25/2023	CAMP WALMART SUPPLIES	02-63-00-503186	240.40
WALMART COMMUNITY	05736	07/25/2023	CAMP WALMART SUPPLIES	02-63-00-503188	125.56
WALMART COMMUNITY	05736	07/25/2023	CAMP WALMART SUPPLIES	02-63-00-503220	26.18
WALMART COMMUNITY	06433-1	07/03/2023	ANIMAL SUPPLIES, MISC SUPP...	08-11-00-530700	12.86
WALMART COMMUNITY	06433-1	07/03/2023	ANIMAL SUPPLIES, MISC SUPP...	08-11-00-530705	25.55
WALMART COMMUNITY	06433-1	07/03/2023	ANIMAL SUPPLIES, MISC SUPP...	08-11-00-550601	7.86
WALMART COMMUNITY	06554	07/06/2023	ALOHA SUMMER TABLE CLOT...	02-66-00-503128	7.92
WALMART COMMUNITY	06689	07/03/2023	CAMP SUPPLIES	02-63-00-503188	41.79
WALMART COMMUNITY	06702	07/03/2023	SOFTBALL FIRST AID & BONCO...	02-68-00-503357	16.72
WALMART COMMUNITY	06702	07/03/2023	SOFTBALL FIRST AID & BONCO...	02-68-00-550172	35.36
WALMART COMMUNITY	06853	07/18/2023	FOOD FOR BONCOSKY	12-11-04-530003	198.07
WALMART COMMUNITY	07576	07/05/2023	BEVERAGES & BAND-AIDS	20-11-00-530242	52.48

Expense Approval Report

Post Dates: 7/1/2023 - 7/31/2023

Vendor Name	Payable Number	Post Date	Description (Item)	Account Number	Amount
WALMART COMMUNITY	07576	07/05/2023	BEVERAGES & BAND-AIDS	20-11-00-530605	88.86
WALMART COMMUNITY	08565-1	07/03/2023	ANIMAL SUPPLIES, NATURALI...	08-11-00-530352	30.06
WALMART COMMUNITY	08565-1	07/03/2023	ANIMAL SUPPLIES, NATURALI...	08-11-00-530700	7.32
WALMART COMMUNITY	09192	07/06/2023	SUMMER FAIRY PICNIC PALM...	08-11-00-503636	41.75
WALMART COMMUNITY	09778	07/03/2023	CAMP SUPPLIES	02-63-00-503186	124.07
WALMART COMMUNITY	09778	07/03/2023	CAMP SUPPLIES	02-63-00-503188	122.35
WALMART COMMUNITY	09899-1	07/03/2023	ET CAMP SUPPLIES	02-63-00-503187	62.75
WALMART COMMUNITY	9324	07/25/2023	CAMP AND ET WALMART SUP...	02-63-00-503186	269.05
WALMART COMMUNITY	9324	07/25/2023	CAMP AND ET WALMART SUP...	02-63-00-503187	133.46
WALMART COMMUNITY	9324	07/25/2023	CAMP AND ET WALMART SUP...	02-63-00-503220	26.00
WALMART COMMUNITY	INV0029467	07/06/2023	NATURE PROGRAM SUPPLIES	08-11-00-503620	17.59
<b>Paid Total:</b>					<b>2,937.64</b>
<b>Vendor 91710 - WALMART COMMUNITY Total:</b>					<b>3,057.09</b>

Vendor: 92050 - WAREHOUSE DIRECT INC

Outstanding					
WAREHOUSE DIRECT INC	5535667-0	07/20/2023	WINDEX	01-12-00-530353	11.71
WAREHOUSE DIRECT INC	5535667-0	07/20/2023	WINDEX	02-11-00-530353	26.70
WAREHOUSE DIRECT INC	5535667-0	07/20/2023	WINDEX	02-63-00-503133	2.34
WAREHOUSE DIRECT INC	5535667-0	07/20/2023	WINDEX	02-63-00-503220	2.34
WAREHOUSE DIRECT INC	5535667-0	07/20/2023	WINDEX	02-68-00-530353	1.41
WAREHOUSE DIRECT INC	5535667-0	07/20/2023	WINDEX	08-11-00-530353	2.34
WAREHOUSE DIRECT INC	5538577-0	07/26/2023	PAPER TOWELS	01-12-00-530353	50.64
WAREHOUSE DIRECT INC	5538577-0	07/26/2023	PAPER TOWELS	02-11-00-530353	115.45
WAREHOUSE DIRECT INC	5538577-0	07/26/2023	PAPER TOWELS	02-63-00-503133	10.13
WAREHOUSE DIRECT INC	5538577-0	07/26/2023	PAPER TOWELS	02-63-00-503220	10.13
WAREHOUSE DIRECT INC	5538577-0	07/26/2023	PAPER TOWELS	02-68-00-530353	6.08
WAREHOUSE DIRECT INC	5538577-0	07/26/2023	PAPER TOWELS	08-11-00-530353	10.13
<b>Outstanding Total:</b>					<b>249.40</b>
Paid					
WAREHOUSE DIRECT INC	5526701-0	07/07/2023	ROLL TOWELS	01-12-00-530353	84.40
WAREHOUSE DIRECT INC	5526701-0	07/07/2023	ROLL TOWELS	02-11-00-530353	192.43
WAREHOUSE DIRECT INC	5526701-0	07/07/2023	ROLL TOWELS	02-63-00-503133	16.88
WAREHOUSE DIRECT INC	5526701-0	07/07/2023	ROLL TOWELS	02-63-00-503220	16.88
WAREHOUSE DIRECT INC	5526701-0	07/07/2023	ROLL TOWELS	02-68-00-530353	10.13
WAREHOUSE DIRECT INC	5526701-0	07/07/2023	ROLL TOWELS	08-11-00-530353	16.88
WAREHOUSE DIRECT INC	5526735-0	07/07/2023	XL GLOVES	01-12-00-530353	41.56
WAREHOUSE DIRECT INC	5526735-0	07/07/2023	XL GLOVES	02-11-00-530353	94.77
WAREHOUSE DIRECT INC	5526735-0	07/07/2023	XL GLOVES	02-63-00-503133	8.31
WAREHOUSE DIRECT INC	5526735-0	07/07/2023	XL GLOVES	02-63-00-503220	8.31
WAREHOUSE DIRECT INC	5526735-0	07/07/2023	XL GLOVES	02-68-00-530353	4.99
WAREHOUSE DIRECT INC	5526735-0	07/07/2023	XL GLOVES	08-11-00-530353	8.31
<b>Paid Total:</b>					<b>503.85</b>
<b>Vendor 92050 - WAREHOUSE DIRECT INC Total:</b>					<b>753.25</b>

Vendor: 94425 - WHISPERING HILLS NURSERY INC

Outstanding					
WHISPERING HILLS NURSERY ...	157052	07/14/2023	PLAYGROUND MULCH - LIPPO...	01-12-00-550571	115.50
<b>Outstanding Total:</b>					<b>115.50</b>
<b>Vendor 94425 - WHISPERING HILLS NURSERY INC Total:</b>					<b>115.50</b>

Vendor: 94485 - WILLIAM M TANNER

Paid					
WILLIAM M TANNER	2498	07/10/2023	EXHIBITS DEPOSIT FOR CUST...	08-11-00-530700	2,275.00
<b>Paid Total:</b>					<b>2,275.00</b>
<b>Vendor 94485 - WILLIAM M TANNER Total:</b>					<b>2,275.00</b>

Expense Approval Report

Post Dates: 7/1/2023 - 7/31/2023

Vendor Name	Payable Number	Post Date	Description (Item)	Account Number	Amount	
<b>Vendor: 82104 - WILLIAM SUTPHIN</b>						
<b>Paid</b>						
WILLIAM SUTPHIN	INV0029511	07/10/2023	JUNE 2023 MILEAGE	08-11-00-570677	41.92	
					<b>Paid Total:</b>	<b>41.92</b>
					<b>Vendor 82104 - WILLIAM SUTPHIN Total:</b>	<b>41.92</b>
<b>Vendor: 94580 - WILSON SPORTING GOODS</b>						
<b>Outstanding</b>						
WILSON SPORTING GOODS	454246074	07/28/2023	CLASH 100	20-11-00-580725	170.31	
WILSON SPORTING GOODS	4542505195	07/28/2023	TRINITY & US OPEN XTRA DUTY	20-11-00-530573	816.00	
WILSON SPORTING GOODS	4542505195	07/28/2023	TRINITY & US OPEN XTRA DUTY	20-11-00-580591	949.96	
					<b>Outstanding Total:</b>	<b>1,936.27</b>
<b>Paid</b>						
WILSON SPORTING GOODS	4542191542	07/05/2023	TRINITY CART & PRO SHOP BA...	20-11-00-530573	779.96	
WILSON SPORTING GOODS	4542191542	07/05/2023	TRINITY CART & PRO SHOP BA...	20-11-00-580591	986.00	
WILSON SPORTING GOODS	4542202526	07/05/2023	GOODMAN RACKET, STRING	20-11-00-580725	158.66	
WILSON SPORTING GOODS	4542202526	07/05/2023	GOODMAN RACKET, STRING	20-11-00-580745	83.16	
WILSON SPORTING GOODS	4542286493	07/05/2023	DEMO RACKET	20-11-00-580725	93.54	
					<b>Paid Total:</b>	<b>2,101.32</b>
					<b>Vendor 94580 - WILSON SPORTING GOODS Total:</b>	<b>4,037.59</b>
<b>Vendor: 95000 - WITTEK GOLF SUPPLY</b>						
<b>Outstanding</b>						
WITTEK GOLF SUPPLY	11315	07/26/2023	MINI GOLF BALL - SHIPPING C...	19-11-00-530402	24.50	
					<b>Outstanding Total:</b>	<b>24.50</b>
<b>Paid</b>						
WITTEK GOLF SUPPLY	115196	07/10/2023	RANGE BASKETS	19-11-00-520250	165.28	
WITTEK GOLF SUPPLY	INV114636	07/03/2023	RANGE BALLS	19-11-00-530401	2,211.54	
WITTEK GOLF SUPPLY	INV114685	07/03/2023	BALL PICKER PARTS	19-11-00-560673	1,455.61	
WITTEK GOLF SUPPLY	INV114955	07/03/2023	MINI GOLF BALLS	19-11-00-530401	215.73	
					<b>Paid Total:</b>	<b>4,048.16</b>
					<b>Vendor 95000 - WITTEK GOLF SUPPLY Total:</b>	<b>4,072.66</b>
<b>Vendor: 95150 - WOODSTOCK CHEVROLET, LLC</b>						
<b>Outstanding</b>						
WOODSTOCK CHEVROLET, LLC	6161216/1	07/25/2023	IGNITION SWITCH REPAIRS	01-12-00-520691	552.42	
					<b>Outstanding Total:</b>	<b>552.42</b>
					<b>Vendor 95150 - WOODSTOCK CHEVROLET, LLC Total:</b>	<b>552.42</b>
<b>Vendor: 95270 - WOODSTOCK POWERSPORTS</b>						
<b>Outstanding</b>						
WOODSTOCK POWERSPORTS	24704	07/25/2023	POLARIS REPAIR - GLC	01-12-00-530673	248.02	
					<b>Outstanding Total:</b>	<b>248.02</b>
<b>Paid</b>						
WOODSTOCK POWERSPORTS	24349	07/05/2023	WELD RIM	19-11-00-560673	114.49	
WOODSTOCK POWERSPORTS	24458	07/05/2023	SWITCH KEY	19-11-00-560673	124.99	
WOODSTOCK POWERSPORTS	24529	07/10/2023	TRUCK REPAIRS	01-12-00-530691	114.95	
					<b>Paid Total:</b>	<b>354.43</b>
					<b>Vendor 95270 - WOODSTOCK POWERSPORTS Total:</b>	<b>602.45</b>
					<b>Grand Total:</b>	<b>1,115,202.58</b>

**Report Summary**

**Fund Summary**

Fund	Expense Amount	Payment Amount
01 - CORPORATE	388,835.14	339,204.84
02 - RECREATION	191,613.93	141,123.15
03 - IMRF	27,647.18	27,647.18
04 - LIABILITY	83,724.98	83,724.98
06 - AUDIT	460.00	460.00
08 - NATURAL HISTORY	18,344.32	17,169.76
11 - AQUATIC	5,986.73	4,302.66
12 - FOOD SERVICE	28,133.26	16,787.68
16 - CAPITAL PROJECTS	322,612.53	248,874.63
19 - DRIVING RANGE	7,833.96	7,551.56
20 - RACKET CLUB	40,010.55	24,647.25
<b>Grand Total:</b>	<b>1,115,202.58</b>	<b>911,493.69</b>

**Account Summary**

Account Number	Account Name	Expense Amount	Payment Amount
01-11-00-520206	ELECTRICITY	1,822.18	1,822.18
01-11-00-520207	HEAT	540.63	540.63
01-11-00-520208	WATER/SEWER	1,969.49	1,969.49
01-11-00-520209	COMMUNICATION	6,157.78	6,157.78
01-11-00-520212	PROFESSIONAL SERVICES	454.25	454.25
01-11-00-520213	COMPUTER/SOFTWARE ...	683.10	683.10
01-11-00-520215	MAINTENANCE AGREEM...	479.12	479.12
01-11-00-520216	OFFICE EQUIPMENT LEA...	288.54	288.54
01-11-00-520220	LEGAL FEES	5,113.13	5,113.13
01-11-00-520222	SUBSCRIPTIONS	15.00	15.00
01-11-00-520228	PROSECUTION	1,225.00	1,225.00
01-11-00-520250	MISCELLANEOUS	200.00	200.00
01-11-00-520265	IT SERVICE	1,558.00	1,558.00
01-11-00-520574	POSTAGE	8.13	8.13
01-11-00-530395	PRINTING	64.46	15.00
01-11-00-530425	COFFEE	75.48	75.48
01-11-00-530553	OFFICE SUPPLIES	469.71	469.71
01-11-00-530560	OFFICE EQUIPMENT	303.19	303.19
01-11-00-530563	COMPUTERS	671.29	671.29
01-11-00-530694	UNIFORMS	1,657.00	761.00
01-11-00-540507	INSURANCE/HEALTH	36,486.72	36,486.72
01-11-00-570250	MISCELLANEOUS	38.00	0.00
01-11-00-570676	MEETINGS/CONFERENC...	44.86	44.86
01-11-00-570677	TRAVELING EXPENSE	562.38	554.72
01-12-00-510694	UNIFORM REIMBURSEM...	702.76	95.96
01-12-00-520141	BUILDING/WOODSCREEK	45.00	0.00
01-12-00-520151	BUILDING/BONCOSKY	703.00	183.00
01-12-00-520152	BUILDING/MAIN BEACH	3,445.77	2,250.77
01-12-00-520154	BUILDING/WEST	191.35	191.35
01-12-00-520155	BUILDING/V.A.	350.00	0.00
01-12-00-520156	BUILDINGS/FARM	237.15	237.15
01-12-00-520157	BUILDING/NATURE CEN...	69.61	0.00
01-12-00-520158	BUILDING/SPOERL	1,562.00	392.00
01-12-00-520159	BUILDING/ADMINISTRAT...	571.32	211.32
01-12-00-520160	BUILDING/ROTARY	55.00	55.00
01-12-00-520164	BUILDING/GRAND OAKS	147.75	147.75
01-12-00-520171	BUILDING/COLONEL PA...	57.00	57.00
01-12-00-520205	GARBAGE DISPOSAL	3,440.26	3,440.26
01-12-00-520209	COMMUNICATION	1,274.32	1,274.32
01-12-00-520219	CONTRACTUAL MOWING	9,630.00	9,630.00
01-12-00-520221	TREE CARE	4,920.00	0.00
01-12-00-520225	EDUCATION/SEMINARS	710.00	710.00

## Account Summary

Account Number	Account Name	Expense Amount	Payment Amount
01-12-00-520673	EQUIPMENT REPAIRS	1,573.80	0.00
01-12-00-520691	TRUCK REPAIRS	3,108.94	2,481.62
01-12-00-520695	LAKE CONSULTANT/IMP...	23,044.39	16,909.55
01-12-00-530227	EXPENDABLE TOOL & S...	1,996.50	979.41
01-12-00-530318	SAFETY EQUIPMENT	3,157.65	2,500.00
01-12-00-530335	STATE INSPECTION & LIC...	207.00	207.00
01-12-00-530353	CUSTODIAL SUPPLIES	1,283.17	872.45
01-12-00-530553	OFFICE SUPPLIES	225.39	225.39
01-12-00-530630	PARK SIGNAGE	727.12	0.00
01-12-00-530665	TIRES & TUBES	256.92	103.49
01-12-00-530668	PAINT SUPPLIES	139.52	0.00
01-12-00-530669	SIGN MATERIALS	370.59	0.00
01-12-00-530670	PICNIC TABLE REPAIR M...	1,435.65	1,435.65
01-12-00-530672	FASTENERS	241.10	0.00
01-12-00-530673	EQUIPMENT REPAIR PAR...	855.06	51.98
01-12-00-530675	MOWER REPAIR PARTS	62.97	25.98
01-12-00-530691	TRUCK REPAIR PARTS	649.00	887.04
01-12-00-530694	UNIFORMS	1,877.00	1,453.00
01-12-00-530696	FERTILIZER/WEED CONT...	3,450.65	3,426.68
01-12-00-530697	IRRIGATION REPAIRS	4,267.54	23.50
01-12-00-550151	BUILDING/WOODSCREEK	489.68	375.00
01-12-00-550152	BUILDING/MAIN BEACH	1,947.22	78.13
01-12-00-550153	BUILDING/GARAGE	122.97	0.00
01-12-00-550154	BUILDING/WEST	215.79	215.79
01-12-00-550155	BUILDING/V.A.	138.22	0.00
01-12-00-550156	BUILDING/FARM	262.95	154.43
01-12-00-550157	BUILDING/NATURE CEN...	39.95	39.95
01-12-00-550158	BUILDING/SPOERL	34.99	34.99
01-12-00-550159	BUILDING/ADMINISTRAT...	49.75	0.00
01-12-00-550160	BUILDING/ROTARY	351.48	17.76
01-12-00-550164	BUILDING/GRAND OAKS	270.00	270.00
01-12-00-550172	BUILDING/BONCOSKY C...	145.19	0.00
01-12-00-550556	GROUNDS/MAIN	274.20	0.00
01-12-00-550558	GROUNDS/V.A.	2,725.01	0.00
01-12-00-550559	NEIGHBORHOOD PARKS-...	627.05	593.90
01-12-00-550571	GROUNDS/LIPPOLD	582.65	0.00
01-12-00-550573	GROUNDS/SUND BALLFI...	210.00	210.00
01-12-00-550664	NEIGHBORHOOD PARKS-...	576.25	576.25
01-12-00-550665	GROUNDS/FETZNER	1,750.00	0.00
01-12-00-550666	GROUNDS/FOUR COLON...	475.55	475.55
01-12-00-550671	GROUNDS/PALMER HO...	21.57	21.57
01-12-00-550676	GROUNDS/SHAMROCK H...	175.00	175.00
01-12-00-570030	EQUIPMENT PURCHASE	4,900.96	0.00
01-13-00-570029	NEIGHBORHOOD PARK ...	6,331.40	6,331.40
01-14-00-520209	COMMUNICATION	381.78	147.78
01-14-00-520225	EDUCATION/SEMINARS	219.52	219.52
01-14-00-530553	OFFICE SUPPLIES	70.52	0.00
01-14-00-550600	SECURITY EQUIPMENT	131.99	131.99
01-14-00-550603	MEMBERSHIP & TRAINI...	150.00	0.00
01-14-00-550605	COMMUNICATION EQUI...	230.00	0.00
01-210710	REFUNDS	941.00	1,016.00
01-23-00-520260	LINEN EXPENSE	1,085.19	797.95
01-23-00-530016	PRODUCT - BEER & ALC...	145.76	145.76
01-23-00-530250	MISCELLANEOUS SUPPLI...	331.16	331.16
01-23-00-570677	TRAVELING EXPENSE	21.62	21.62
01-290003	PAYROLL DEDUCTION LI...	224,479.08	216,468.40
02-11-00-520205	GARBAGE DISPOSAL	147.14	147.14
02-11-00-520206	ELECTRICITY	1,822.10	1,822.10

**Account Summary**

Account Number	Account Name	Expense Amount	Payment Amount
02-11-00-520207	HEAT	540.68	540.68
02-11-00-520208	WATER/SEWER	1,738.66	1,738.66
02-11-00-520209	COMMUNICATION	6,263.34	6,263.34
02-11-00-520212	PROFESSIONAL SERVICES	147.50	147.50
02-11-00-520213	COMPUTER/SOFTWARE ...	683.10	683.10
02-11-00-520215	MAINTENANCE AGREEM...	479.15	479.15
02-11-00-520216	OFFICE EQUIPMENT LEA...	288.54	288.54
02-11-00-520220	LEGAL FEES	1,704.37	1,704.37
02-11-00-520222	SUBSCRIPTIONS	14.99	14.99
02-11-00-520250	MISCELLANEOUS	200.00	200.00
02-11-00-520255	MISCELLANEOUS BANK ...	14.99	14.99
02-11-00-520265	IT SERVICE	1,558.00	1,558.00
02-11-00-520574	POSTAGE	310.00	310.00
02-11-00-530353	CUSTODIAL SUPPLIES	2,801.00	1,910.14
02-11-00-530360	PUBLIC INFORMATION S...	2,985.16	885.16
02-11-00-530365	ADVERTISING	522.01	522.01
02-11-00-530395	PRINTING	426.18	136.72
02-11-00-530425	COFFEE	75.48	75.48
02-11-00-530553	OFFICE SUPPLIES	349.06	349.06
02-11-00-530560	OFFICE EQUIPMENT	723.55	723.55
02-11-00-530563	COMPUTERS	705.34	705.34
02-11-00-530694	UNIFORMS	336.00	186.00
02-11-00-540507	INSURANCE/HEALTH	36,988.58	36,988.58
02-11-00-570250	MISCELLANEOUS	38.00	0.00
02-11-00-570677	TRAVELING EXPENSE	989.55	938.48
02-62-00-502207	CONTRACTUAL DANCE C...	604.80	604.80
02-62-00-503209	ADULT FITNESS COMM...	752.34	366.34
02-63-00-430133	EDUCATION/PRE-SCHOOL	927.35	0.00
02-63-00-502133	EDUCATION/PRE-SCHOO...	631.17	631.17
02-63-00-502186	CAMP/YOUNG EXPLORE...	25,413.78	21,177.65
02-63-00-502187	E.T. CAMP CONTRACTUA...	4,713.43	67.26
02-63-00-502188	JR HIGH & TEEN CAMPS ...	10,298.87	7,862.93
02-63-00-502220	EXTENDED TIME CONTR...	16,065.20	16,065.20
02-63-00-502276	JR. LEADERS CONTRACT...	2,700.00	0.00
02-63-00-502287	YOUTH SPECIALTY CLASS...	3,268.20	691.20
02-63-00-503133	EDUCATION/PRE-SCHOO...	377.67	299.53
02-63-00-503186	CAMP/YOUNG EXPLORE...	3,499.43	3,499.43
02-63-00-503187	E.T. CAMP COMMODITIES	1,033.75	941.73
02-63-00-503188	JR HIGH & TEEN CAMPS ...	1,000.56	1,000.56
02-63-00-503220	EXTENDED TIME COMM...	713.62	470.48
02-63-20-502108	VOLLEYBALL CONTRACT...	2,772.00	2,772.00
02-63-20-502420	SKYHAWKS CAMPS CON...	2,841.30	0.00
02-64-00-430383	THEATER/VOICE	561.72	0.00
02-64-00-502284	ART CLASSES CONTRAC...	2,116.00	2,116.00
02-64-00-503205	ADULT/YOUTH DANCE C...	2,123.93	2,123.93
02-64-00-503283	HAPKIDO COMMODITIES	41.97	41.97
02-64-00-503383	THEATER/VOICE COMM...	1,687.86	1,687.86
02-65-00-502466	SENIOR TRIPS CONTRAC...	2,368.35	79.52
02-65-00-503466	SENIOR TRIPS COMMOD...	102.41	62.41
02-65-00-503469	MISC. SENIOR PROGRA...	144.60	102.60
02-66-00-502128	SEASONAL SPECIAL EVE...	152.63	152.63
02-66-00-502370	SUMMER CONCERT SERI...	2,950.00	2,950.00
02-66-00-503128	SEASONAL SPECIAL EVE...	5,663.51	4,645.72
02-68-00-502357	SUMMER SOFTBALL CO...	546.00	546.00
02-68-00-503356	SPRING SOFTBALL COM...	2,284.40	2,284.40
02-68-00-503357	SUMMER SOFTBALL CO...	5,216.08	5,212.10
02-68-00-503363	SOFTBALL/FALL LEAGUE ...	261.32	261.32
02-68-00-520205	GARBAGE DISPOSAL	983.81	983.81

## Account Summary

Account Number	Account Name	Expense Amount	Payment Amount
02-68-00-520206	ELECTRICITY	36.41	36.41
02-68-00-530353	CUSTODIAL SUPPLIES	147.43	100.54
02-68-00-530404	BATTING CAGES	6.99	0.00
02-68-00-550172	BUILDING/BONCOSKY C...	14,035.36	35.36
02-68-00-550177	BUILDING/SUND BALLFI...	9,710.77	1,910.77
02-68-00-550572	GROUNDS/BONCOSKY C...	6.44	6.44
03-11-00-520236	IMRF PARTICIPATING	27,647.18	27,647.18
04-11-00-520227	PHYSICAL EXAMINATIONS	170.00	170.00
04-11-00-540408	INSURANCE/PROPERTY	9,848.82	9,848.82
04-11-00-540410	INSURANCE/LIABILITY	4,766.14	4,766.14
04-11-00-540411	INSURANCE/EMPLOYM...	1,674.08	1,674.08
04-11-00-540412	INSURANCE/POLLUTION ...	288.92	288.92
04-11-00-540700	WORKER'S COMPENSAT...	11,273.70	11,273.70
04-210745	MEMBER CONTRIBUTIO...	55,703.32	55,703.32
06-11-00-520111	AUDIT EXPENSE	460.00	460.00
08-11-00-503620	NATURE PROGRAMS C...	209.17	209.17
08-11-00-503636	PALMER HOUSE PROGR...	51.73	51.73
08-11-00-520206	ELECTRICITY	396.00	396.00
08-11-00-520207	HEAT	59.19	59.19
08-11-00-520208	WATER/SEWER	72.36	72.36
08-11-00-520209	COMMUNICATION	317.43	317.43
08-11-00-530352	NATURALIST'S SUPPLIES	126.84	126.84
08-11-00-530353	CUSTODIAL SUPPLIES	245.70	167.56
08-11-00-530364	EXHIBITS	2,422.59	2,422.59
08-11-00-530553	OFFICE SUPPLIES	55.42	55.42
08-11-00-530694	UNIFORMS	1,320.19	576.84
08-11-00-530700	ANIMAL CARE/SUPPLIES	3,113.99	2,945.65
08-11-00-530705	GREENHOUSE SUPPLIES	2,080.40	1,895.67
08-11-00-540507	INSURANCE/HEALTH	7,721.08	7,721.08
08-11-00-550601	MISCELLANEOUS SUPPLI...	110.31	110.31
08-11-00-570677	TRAVELING EXPENSE	41.92	41.92
11-11-00-503375	SWIMMING-INSTRUCTI...	1,973.56	1,973.56
11-11-00-530220	OFFICE SUPPLIES	316.88	316.88
11-11-00-530245	SIGN MATERIALS	72.00	72.00
11-11-00-530246	BOAT REPAIRS	466.07	0.00
11-11-00-530374	INSERVICE TRAINING	1,113.00	0.00
11-11-00-530602	UNIFORMS	487.95	382.95
11-21-00-530515	MISCELLANEOUS	19.97	19.97
11-21-00-570530	FIREWORKS	1,537.30	1,537.30
12-11-01-530003	PRODUCT-FOOD	4,663.21	2,238.52
12-11-01-530005	PRODUCT-CANDY	1,699.19	832.57
12-11-01-530010	PRODUCT-ICE CREAM	7,068.70	5,321.50
12-11-01-530015	PRODUCT-POP	1,836.15	977.57
12-11-01-530020	MISC. CONCESSION PRO...	37.76	37.76
12-11-01-530025	PAPER PRODUCTS	1,147.79	544.35
12-11-01-530735	SALES TAX	2,074.00	2,074.00
12-11-01-530741	MISCELLANEOUS SUPPLI...	19.68	19.68
12-11-04-530003	PRODUCT-FOOD	3,056.70	1,371.64
12-11-04-530005	PRODUCT-CANDY	822.19	278.40
12-11-04-530010	PRODUCT-ICE CREAM	311.50	274.50
12-11-04-530015	PRODUCT-POP	3,429.89	1,169.25
12-11-04-530016	PRODUCT - BEER & ALC...	109.40	109.40
12-11-04-530020	MISC. CONCESSION PRO...	34.47	0.00
12-11-04-530025	PAPER PRODUCTS	391.74	107.65
12-11-04-530735	SALES TAX	1,397.00	1,397.00
12-11-04-530742	CONCESSION EQUIPME...	33.89	33.89
16-11-00-520212	PROFESSIONAL SERVICES	13,500.00	13,500.00
16-11-00-570022	PLAYGROUNDS	14,368.80	14,368.80



**Account Summary**

Account Number	Account Name	Expense Amount	Payment Amount
16-11-00-570031	MISC. CAPITAL PROJECTS	74,887.90	1,150.00
16-11-00-570050	MAIN BEACH	41,649.25	41,649.25
16-11-00-570090	MACHINERY & EQUIPM...	178,206.58	178,206.58
19-11-00-520205	GARBAGE DISPOSAL	140.75	140.75
19-11-00-520206	ELECTRICITY	750.02	750.02
19-11-00-520208	WATER/SEWER	31.50	31.50
19-11-00-520209	COMMUNICATION	105.58	105.58
19-11-00-520250	MISCELLANEOUS	165.28	165.28
19-11-00-530020	MISC. CONCESSION PRO...	998.25	953.33
19-11-00-530250	MISCELLANEOUS	17.98	17.98
19-11-00-530401	GOLF BALLS	2,427.27	2,427.27
19-11-00-530402	MINI-GOLF	141.44	116.94
19-11-00-530735	SALES TAX	154.00	154.00
19-11-00-550005	BUILDING REPAIR-CONT...	405.00	270.00
19-11-00-560151	BUILDING REPAIR	69.95	69.95
19-11-00-560673	EQUIPMENT REPAIR	1,709.08	1,709.08
19-11-00-560675	EQUIPMENT REPAIR--M...	217.86	139.88
19-11-00-570120	FACILITY IMPROVEMENT	500.00	500.00
20-11-00-503385	SUMMER TENNIS COM...	109.96	109.96
20-11-00-520205	GARBAGE DISPOSAL	545.87	545.87
20-11-00-520206	ELECTRICITY	2,549.65	2,549.65
20-11-00-520207	HEAT	590.41	590.41
20-11-00-520209	COMMUNICATION	488.57	488.57
20-11-00-520214	CLEANING SERVICES	818.85	818.85
20-11-00-520215	MAINTENANCE AGREEM...	331.74	331.74
20-11-00-520250	MISCELLANEOUS	100.00	100.00
20-11-00-530242	FIRST AID/SAFETY	66.35	66.35
20-11-00-530389	LOCKER ROOM SUPPLIES	119.94	119.94
20-11-00-530553	OFFICE SUPPLIES	125.00	125.00
20-11-00-530573	GROUP LESSONS	3,280.76	1,600.76
20-11-00-530574	JUNIOR EVENTS	62.39	0.00
20-11-00-530600	PAPER PRODUCTS	147.96	0.00
20-11-00-530605	VENDING - COFFEE	109.58	109.58
20-11-00-530694	UNIFORMS	694.00	121.00
20-11-00-540507	INSURANCE/HEALTH	13,041.74	13,041.74
20-11-00-560025	LAND IMPROVEMENT	2,245.63	1,095.00
20-11-00-560151	BUILDING REPAIR	216.38	0.00
20-11-00-560227	TOOLS/MAINT EQUIPM...	287.31	87.45
20-11-00-560353	JANITORIAL SUPPLIES	216.10	150.66
20-11-00-560562	GROUNDS MAINTENAN...	9,149.30	540.82
20-11-00-570250	MISCELLANEOUS	27.00	27.00
20-11-00-570574	DONATIONS	32.24	32.24
20-11-00-570677	TRAVELING EXPENSE	52.40	52.40
20-11-00-580591	TENNIS BALLS	1,935.96	986.00
20-11-00-580710	LADIES CLOTHING	1,030.15	0.00
20-11-00-580725	RACKETS	422.51	252.20
20-11-00-580732	MISC. CLOTHES	433.90	433.90
20-11-00-580734	GRIPS/OVERWRAPS	113.88	0.00
20-11-00-580735	SALES TAX	187.00	187.00
20-11-00-580745	RACKET REPAIR SUPPLIES	478.02	83.16
	<b>Grand Total:</b>	<b>1,115,202.58</b>	<b>911,493.69</b>

**Project Account Summary**

Project Account Key	Expense Amount	Payment Amount
**None**	1,115,202.58	911,493.69
<b>Grand Total:</b>	<b>1,115,202.58</b>	<b>911,493.69</b>

<b>Total:</b>	<b>\$1,115,202.58</b>
<b>Previous Total:</b>	<b>\$554,602.21</b>
<b>Revised Total:</b>	<b>\$560,600.37</b>

# Expense Approval Report

## By Vendor Name



Crystal Lake Park District, IL

Post Dates 8/1/2023 - 8/31/2023

Vendor Name	Payable Number	Post Date	Description (Item)	Account Number	Amount
<b>Vendor: VEN01 - *****</b>					
<b>Paid</b>					
*****	INV0029616	08/07/2023	REFUND FOR ACTIVITY CANCE...	01-210710	58.00
*****	INV0029617	08/07/2023	REFUND FOR ACTIVITY CANCE...	01-210710	58.00
*****	INV0029618	08/07/2023	REFUND FOR ACTIVITY CANCE...	01-210710	58.00
*****	INV0029619	08/07/2023	REFUND CHECK	01-210710	5.00
*****	INV0029620	08/07/2023	REFUND BEACH ADMISSION	01-210710	48.00
*****	INV0029621	08/07/2023	REFUND BEACH ADMISSION	01-210710	60.00
<b>Paid Total:</b>					<b>287.00</b>
<b>Vendor VEN01 - ***** Total:</b>					<b>287.00</b>
<b>Vendor: 59908 - 3287-NCPERS-IL IMRF</b>					
<b>Outstanding</b>					
3287-NCPERS-IL IMRF	INV0029582	08/04/2023	IMRF Life Ins Premium	01-290003	38.00
<b>Outstanding Total:</b>					<b>38.00</b>
<b>Vendor 59908 - 3287-NCPERS-IL IMRF Total:</b>					<b>38.00</b>
<b>Vendor: 00580 - ACE HARDWARE</b>					
<b>Outstanding</b>					
ACE HARDWARE	132215	08/04/2023	FUEL MIX	19-11-00-530402	34.99
ACE HARDWARE	132264	08/01/2023	AIR FILTER - MOWER	01-12-00-530675	16.99
ACE HARDWARE	132301	08/03/2023	VARNISH AND PAINT BRUSH	01-12-00-530668	30.58
<b>Outstanding Total:</b>					<b>82.56</b>
<b>Vendor 00580 - ACE HARDWARE Total:</b>					<b>82.56</b>
<b>Vendor: 01650 - AFLAC</b>					
<b>Paid</b>					
AFLAC	INV0029584	08/04/2023	AFLAC Disability	01-290003	39.61
AFLAC	INV0029589	08/04/2023	AFLAC - After Tax	01-290003	48.94
AFLAC	INV0029593	08/04/2023	AFLAC - Pre-tax	01-290003	296.89
<b>Paid Total:</b>					<b>385.44</b>
<b>Vendor 01650 - AFLAC Total:</b>					<b>385.44</b>
<b>Vendor: 03690 - AMY OLSON</b>					
<b>Outstanding</b>					
AMY OLSON	INV0029626	08/08/2023	JULY 2023 MILEAGE	01-11-00-570677	165.72
<b>Outstanding Total:</b>					<b>165.72</b>
<b>Vendor 03690 - AMY OLSON Total:</b>					<b>165.72</b>
<b>Vendor: 03900 - ANCEL GLINK, PC</b>					
<b>Outstanding</b>					
ANCEL GLINK, PC	98286	08/10/2023	LEGAL FEES JULY 2023	01-11-00-520220	2,569.34
ANCEL GLINK, PC	98286	08/10/2023	PROSECUTION JULY 2023	01-11-00-520228	612.50
ANCEL GLINK, PC	98286	08/10/2023	LEGAL FEES JULY 2023	02-11-00-520220	856.44
<b>Outstanding Total:</b>					<b>4,038.28</b>
<b>Vendor 03900 - ANCEL GLINK, PC Total:</b>					<b>4,038.28</b>
<b>Vendor: 03915 - ANDERSON PEST SOLUTIONS</b>					
<b>Outstanding</b>					
ANDERSON PEST SOLUTIONS	45035931	08/03/2023	COMMERCIAL SERVICE - BARL...	01-12-00-520156	56.50
ANDERSON PEST SOLUTIONS	45037310	08/03/2023	COMMERCIAL SERVICE - CPH	01-12-00-520171	57.00
ANDERSON PEST SOLUTIONS	47740434	08/03/2023	COMMERCIAL SERVICE - BARL...	01-12-00-520156	62.15
ANDERSON PEST SOLUTIONS	47741755	08/03/2023	COMMERCIAL SERVICE - CPH	01-12-00-520171	57.00
ANDERSON PEST SOLUTIONS	49829600	08/03/2023	COMMERCIAL SERVICE - BARL...	01-12-00-520156	62.15

Expense Approval Report

Post Dates: 8/1/2023 - 8/31/2023

Vendor Name	Payable Number	Post Date	Description (Item)	Account Number	Amount
ANDERSON PEST SOLUTIONS	49831256	08/03/2023	COMMERCIAL SERVICE -CPH	01-12-00-520171	57.00
<b>Outstanding Total:</b>					<b>351.80</b>
<b>Vendor 03915 - ANDERSON PEST SOLUTIONS Total:</b>					<b>351.80</b>
<b>Vendor: 03980 - ANDREW D HUBER</b>					
<b>Outstanding</b>					
ANDREW D HUBER	INV0029631	08/08/2023	SPECIAL EVENT ENTERTAINM...	08-11-00-502636	200.00
<b>Outstanding Total:</b>					<b>200.00</b>
<b>Vendor 03980 - ANDREW D HUBER Total:</b>					<b>200.00</b>
<b>Vendor: 04230 - ANNA YOUNG</b>					
<b>Outstanding</b>					
ANNA YOUNG	INV0029628	08/08/2023	JULY 2023 MILEAGE	02-63-00-502186	42.57
<b>Outstanding Total:</b>					<b>42.57</b>
<b>Vendor 04230 - ANNA YOUNG Total:</b>					<b>42.57</b>
<b>Vendor: 04400 - AQUA IL</b>					
<b>Outstanding</b>					
AQUA IL	INV0029600	08/05/2023	SPOERL WATER SERVICE	02-11-00-520208	76.34
<b>Outstanding Total:</b>					<b>76.34</b>
<b>Vendor 04400 - AQUA IL Total:</b>					<b>76.34</b>
<b>Vendor: 06100 - AUTO TECH CENTERS INC</b>					
<b>Outstanding</b>					
AUTO TECH CENTERS INC	INV051718	08/03/2023	INSTALL NEW RIN - MOWER	01-12-00-520675	12.95
<b>Outstanding Total:</b>					<b>12.95</b>
<b>Vendor 06100 - AUTO TECH CENTERS INC Total:</b>					<b>12.95</b>
<b>Vendor: 06858 - B &amp; B PRODUCTIONS INC</b>					
<b>Paid</b>					
B & B PRODUCTIONS INC	INV0029573	08/01/2023	CONCERT SOUND PAYMENT	02-66-00-503128	1,000.00
B & B PRODUCTIONS INC	INV0029622	08/07/2023	CONCERT SOUND PAYMENT	02-66-00-503128	1,000.00
<b>Paid Total:</b>					<b>2,000.00</b>
<b>Vendor 06858 - B &amp; B PRODUCTIONS INC Total:</b>					<b>2,000.00</b>
<b>Vendor: 07100 - BABOLAT</b>					
<b>Outstanding</b>					
BABOLAT	2862554	08/04/2023	STRING SETS & BUMPER GUA...	20-11-00-580734	60.36
BABOLAT	2862554	08/04/2023	STRING SETS & BUMPER GUA...	20-11-00-580745	153.54
<b>Outstanding Total:</b>					<b>213.90</b>
<b>Vendor 07100 - BABOLAT Total:</b>					<b>213.90</b>
<b>Vendor: 08506 - BEACON ATHLETICS LLC</b>					
<b>Outstanding</b>					
BEACON ATHLETICS LLC	0575700	08/03/2023	INFIELD STREAMLINER	01-12-00-550558	669.00
<b>Outstanding Total:</b>					<b>669.00</b>
<b>Vendor 08506 - BEACON ATHLETICS LLC Total:</b>					<b>669.00</b>
<b>Vendor: 61215 - BLUE TARP FINANCIAL</b>					
<b>Outstanding</b>					
BLUE TARP FINANCIAL	52464509	08/03/2023	LOW PROFILE JACK	01-12-00-530228	249.99
<b>Outstanding Total:</b>					<b>249.99</b>
<b>Vendor 61215 - BLUE TARP FINANCIAL Total:</b>					<b>249.99</b>
<b>Vendor: 10330 - BOTTS WELDING</b>					
<b>Outstanding</b>					
BOTTS WELDING	694588	08/03/2023	INSPECT 2014 FORD #11	01-12-00-530335	27.00
BOTTS WELDING	694887	08/03/2023	INSPECT 2022 DODGE, AND 2...	01-12-00-530335	81.00
BOTTS WELDING	695030	08/03/2023	INSPECT 2022 DODGE #22	01-12-00-530335	27.00
<b>Outstanding Total:</b>					<b>135.00</b>
<b>Vendor 10330 - BOTTS WELDING Total:</b>					<b>135.00</b>

Expense Approval Report

Post Dates: 8/1/2023 - 8/31/2023

Vendor Name	Payable Number	Post Date	Description (Item)	Account Number	Amount
<b>Vendor: 13500 - CERTIFIED SERVICES INC</b>					
<b>Outstanding</b>					
CERTIFIED SERVICES INC	8322299	08/01/2023	AEROSAL CANS - SHOP USE	01-12-00-530227	493.47
<b>Outstanding Total:</b>					<b>493.47</b>
<b>Vendor 13500 - CERTIFIED SERVICES INC Total:</b>					<b>493.47</b>

<b>Vendor: 13710 - CHAS. HERDRICH &amp; SON, INC.</b>					
<b>Outstanding</b>					
CHAS. HERDRICH & SON, INC.	163508	08/08/2023	BEER GARDEN	12-11-04-530016	186.70
CHAS. HERDRICH & SON, INC.	164029	08/08/2023	BEER GARDEN - TOURNAMENT	12-11-04-530016	657.40
<b>Outstanding Total:</b>					<b>844.10</b>
<b>Vendor 13710 - CHAS. HERDRICH &amp; SON, INC. Total:</b>					<b>844.10</b>

<b>Vendor: 14310 - CITY OF CRYSTAL LAKE</b>					
<b>Outstanding</b>					
CITY OF CRYSTAL LAKE	37165	08/01/2023	FUEL - JUNE 2023	01-12-00-530260	9,572.29
CITY OF CRYSTAL LAKE	INV0029636	08/09/2023	PARK POLICE HEADQUARTERS...	01-11-00-520208	14.28
CITY OF CRYSTAL LAKE	INV0029636	08/09/2023	PARK POLICE HEADQUARTERS...	02-11-00-520208	14.28
CITY OF CRYSTAL LAKE	INV0029637	08/09/2023	MAIN BEACH YARD HYDRANT...	01-11-00-520208	8.80
CITY OF CRYSTAL LAKE	INV0029637	08/09/2023	MAIN BEACH YARD HYDRANT...	02-11-00-520208	8.81
CITY OF CRYSTAL LAKE	INV0029638	08/09/2023	MAIN BEACH YARD HYDRANT ...	01-11-00-520208	76.65
CITY OF CRYSTAL LAKE	INV0029638	08/09/2023	MAIN BEACH YARD HYDRANT ...	02-11-00-520208	76.65
CITY OF CRYSTAL LAKE	INV0029639	08/09/2023	MAIN BEACH WATER	01-11-00-520208	474.18
CITY OF CRYSTAL LAKE	INV0029639	08/09/2023	MAIN BEACH WATER	02-11-00-520208	474.18
CITY OF CRYSTAL LAKE	INV0029640	08/09/2023	GARAGE WATER	01-11-00-520208	74.50
CITY OF CRYSTAL LAKE	INV0029640	08/09/2023	GARAGE WATER	02-11-00-520208	74.51
CITY OF CRYSTAL LAKE	INV0029641	08/09/2023	FOUR COLONIES PARK WATER	01-11-00-520208	4.01
CITY OF CRYSTAL LAKE	INV0029641	08/09/2023	FOUR COLONIES PARK WATER	02-11-00-520208	4.02
CITY OF CRYSTAL LAKE	INV0029642	08/09/2023	LIPPOLD OUTPOST BUILDING...	01-11-00-520208	143.63
CITY OF CRYSTAL LAKE	INV0029643	08/09/2023	VA OAKWOODS LODGE WATER	01-11-00-520208	19.75
CITY OF CRYSTAL LAKE	INV0029643	08/09/2023	VA OAKWOODS LODGE WATER	02-11-00-520208	19.76
CITY OF CRYSTAL LAKE	INV0029644	08/09/2023	VA NORTH SHELTER WATER	01-11-00-520208	8.03
CITY OF CRYSTAL LAKE	INV0029645	08/09/2023	VA NORTH BATHROOMS WAT...	01-11-00-520208	25.23
CITY OF CRYSTAL LAKE	INV0029645	08/09/2023	VA NORTH BATHROOMS WAT...	02-11-00-520208	25.23
CITY OF CRYSTAL LAKE	INV0029646	08/09/2023	VA SPLASH PAD WATER	01-11-00-520208	2,085.35
CITY OF CRYSTAL LAKE	INV0029646	08/09/2023	VA SPLASH PAD WATER	02-11-00-520208	2,085.35
CITY OF CRYSTAL LAKE	INV0029647	08/09/2023	VA ROTARY SHELTER WATER	01-11-00-520208	90.08
CITY OF CRYSTAL LAKE	INV0029648	08/09/2023	WOODS CREEK PARK WATER	01-11-00-520208	41.65
CITY OF CRYSTAL LAKE	INV0029648	08/09/2023	WOODS CREEK PARK WATER	02-11-00-520208	41.66
CITY OF CRYSTAL LAKE	INV0029650	08/09/2023	WOODS CREEK SPLASH PAD ...	01-11-00-520208	4,111.33
CITY OF CRYSTAL LAKE	INV0029650	08/09/2023	WOODS CREEK SPLASH PAD ...	02-11-00-520208	4,111.34
CITY OF CRYSTAL LAKE	INV0029651	08/09/2023	VA SOUTH BATHROOMS WAT...	01-11-00-520208	14.95
CITY OF CRYSTAL LAKE	INV0029651	08/09/2023	VA SOUTH BATHROOMS WAT...	02-11-00-520208	14.96
CITY OF CRYSTAL LAKE	INV0029652	08/09/2023	VA NATURE CENTER WATER	08-11-00-520208	61.41
CITY OF CRYSTAL LAKE	INV0029653	08/09/2023	GLC WATER	19-11-00-520208	47.94
CITY OF CRYSTAL LAKE	INV0029654	08/09/2023	ADMIN BUILDING WATER	01-11-00-520208	41.65
CITY OF CRYSTAL LAKE	INV0029654	08/09/2023	ADMIN BUILDING WATER	02-11-00-520208	41.66
CITY OF CRYSTAL LAKE	INV0029655	08/09/2023	BARLINA HOUSE WATER	02-63-00-502133	28.56
<b>Outstanding Total:</b>					<b>23,936.68</b>
<b>Vendor 14310 - CITY OF CRYSTAL LAKE Total:</b>					<b>23,936.68</b>

<b>Vendor: 14400 - CITY OF MCHENRY</b>					
<b>Outstanding</b>					
CITY OF MCHENRY	87232	08/08/2023	MARY POPPINS TRIP 8/4/23	02-65-00-502466	815.30
<b>Outstanding Total:</b>					<b>815.30</b>
<b>Vendor 14400 - CITY OF MCHENRY Total:</b>					<b>815.30</b>

## Expense Approval Report

Post Dates: 8/1/2023 - 8/31/2023

Vendor Name	Payable Number	Post Date	Description (Item)	Account Number	Amount	
<b>Vendor: 59844 - CLAIRE NAUGHTON</b>						
<b>Outstanding</b>						
CLAIRE NAUGHTON	INV0029575	08/03/2023	JULY 2023 MILEAGE	01-11-00-570677	132.31	
					<b>Outstanding Total:</b>	<b>132.31</b>
					<b>Vendor 59844 - CLAIRE NAUGHTON Total:</b>	<b>132.31</b>
<b>Vendor: 15156 - COLLEEN COLLIS</b>						
<b>Outstanding</b>						
COLLEEN COLLIS	INV0029627	08/08/2023	JULY 2023 MILEAGE	02-63-00-502187	65.50	
					<b>Outstanding Total:</b>	<b>65.50</b>
					<b>Vendor 15156 - COLLEEN COLLIS Total:</b>	<b>65.50</b>
<b>Vendor: 15245 - COMMEG SYSTEMS INC</b>						
<b>Outstanding</b>						
COMMEG SYSTEMS INC	23072002	08/10/2023	TIMEPRO ANNUAL MAINTEN...	01-11-00-520213	1,247.50	
COMMEG SYSTEMS INC	23072002	08/10/2023	TIMEPRO ANNUAL MAINTEN...	02-11-00-520213	1,247.50	
					<b>Outstanding Total:</b>	<b>2,495.00</b>
					<b>Vendor 15245 - COMMEG SYSTEMS INC Total:</b>	<b>2,495.00</b>
<b>Vendor: 15360 - CONSERV FS, INC.</b>						
<b>Outstanding</b>						
CONSERV FS, INC.	65160322	08/03/2023	WEED CONTROL	01-12-00-530696	442.50	
					<b>Outstanding Total:</b>	<b>442.50</b>
					<b>Vendor 15360 - CONSERV FS, INC. Total:</b>	<b>442.50</b>
<b>Vendor: 15690 - CORP AMER FAMILY CREDIT UNION</b>						
<b>Paid</b>						
CORP AMER FAMILY CREDIT ...	INV0029583	08/04/2023	Corp Amer Credit Union	01-290003	669.00	
					<b>Paid Total:</b>	<b>669.00</b>
					<b>Vendor 15690 - CORP AMER FAMILY CREDIT UNION Total:</b>	<b>669.00</b>
<b>Vendor: 15806 - COUNTRYSIDE GARDEN CENTER</b>						
<b>Outstanding</b>						
COUNTRYSIDE GARDEN CENT...	T1-0637493	08/03/2023	ANNUALS - PALMER HOUSE	01-12-00-550671	4.19	
					<b>Outstanding Total:</b>	<b>4.19</b>
					<b>Vendor 15806 - COUNTRYSIDE GARDEN CENTER Total:</b>	<b>4.19</b>
<b>Vendor: 16152 - CROWN RESTROOMS</b>						
<b>Outstanding</b>						
CROWN RESTROOMS	PS547614	08/01/2023	PORTA POTTY RENTALS	01-12-00-520151	145.00	
CROWN RESTROOMS	PS547614	08/01/2023	PORTA POTTY RENTALS	01-12-00-520154	145.00	
CROWN RESTROOMS	PS547614	08/01/2023	PORTA POTTY RENTALS	01-12-00-520156	175.00	
CROWN RESTROOMS	PS547614	08/01/2023	PORTA POTTY RENTALS	01-12-00-520158	175.00	
CROWN RESTROOMS	PS547614	08/01/2023	PORTA POTTY RENTALS	01-12-00-550573	195.54	
CROWN RESTROOMS	PS547614	08/01/2023	PORTA POTTY RENTALS	01-12-00-550664	175.00	
CROWN RESTROOMS	PS547614	08/01/2023	PORTA POTTY RENTALS	01-12-00-550676	175.00	
					<b>Outstanding Total:</b>	<b>1,185.54</b>
					<b>Vendor 16152 - CROWN RESTROOMS Total:</b>	<b>1,185.54</b>
<b>Vendor: 19125 - DAVID DOWNER</b>						
<b>Paid</b>						
DAVID DOWNER	BSE-77910	08/01/2023	SUMMER CONCERTS 2023	02-66-00-502370	1,200.00	
					<b>Paid Total:</b>	<b>1,200.00</b>
					<b>Vendor 19125 - DAVID DOWNER Total:</b>	<b>1,200.00</b>
<b>Vendor: 16261 - DAWN GILMAN</b>						
<b>Outstanding</b>						
DAWN GILMAN	20402	08/03/2023	MEMORIAL PLAQUE - FRANZ	01-12-00-570024	20.00	
DAWN GILMAN	20403	08/03/2023	MEMORIAL PLAQUE - DON	01-12-00-570024	20.00	
DAWN GILMAN	20436	08/08/2023	Staff Name Badges	01-11-00-530395	20.00	

## Expense Approval Report

Post Dates: 8/1/2023 - 8/31/2023

Vendor Name	Payable Number	Post Date	Description (Item)	Account Number	Amount	
DAWN GILMAN	20436	08/08/2023	Staff Name Badges	02-11-00-530395	20.00	
					<b>Outstanding Total:</b>	<b>80.00</b>
					<b>Vendor 16261 - DAWN GILMAN Total:</b>	<b>80.00</b>
<b>Vendor: 17080 - DLM: DALE L. MARTIN</b>						
<b>Outstanding</b>						
DLM: DALE L. MARTIN	802	08/03/2023	DIP N DOTS MAIN BEACH	12-11-01-530010	1,872.00	
					<b>Outstanding Total:</b>	<b>1,872.00</b>
					<b>Vendor 17080 - DLM: DALE L. MARTIN Total:</b>	<b>1,872.00</b>
<b>Vendor: 20050 - DUNLOP SPORTS GROUP AMERICAS</b>						
<b>Outstanding</b>						
DUNLOP SPORTS GROUP AME...	7589628	08/04/2023	GRAND PRIX EXTRA DUTY	20-11-00-530573	458.28	
					<b>Outstanding Total:</b>	<b>458.28</b>
					<b>Vendor 20050 - DUNLOP SPORTS GROUP AMERICAS Total:</b>	<b>458.28</b>
<b>Vendor: 21200 - ED'S RENTAL &amp; SALES</b>						
<b>Outstanding</b>						
ED'S RENTAL & SALES	395481-2	08/01/2023	ROLLER RENTAL	02-68-00-550172	522.50	
ED'S RENTAL & SALES	395481-2	08/01/2023	ROLLER RENTAL	02-68-00-550177	522.50	
					<b>Outstanding Total:</b>	<b>1,045.00</b>
					<b>Vendor 21200 - ED'S RENTAL &amp; SALES Total:</b>	<b>1,045.00</b>
<b>Vendor: 21260 - EFRAIM CARLSON &amp; SON INC</b>						
<b>Outstanding</b>						
EFRAIM CARLSON & SON INC	AIA-G702-1992-6	08/03/2023	Main Beach Concession Reno...	16-11-00-570050	953.70	
					<b>Outstanding Total:</b>	<b>953.70</b>
					<b>Vendor 21260 - EFRAIM CARLSON &amp; SON INC Total:</b>	<b>953.70</b>
<b>Vendor: 49500 - EMMA KOENIG</b>						
<b>Outstanding</b>						
EMMA KOENIG	INV0029576	08/03/2023	JULY 2023 MILEAGE	02-11-00-570677	161.13	
					<b>Outstanding Total:</b>	<b>161.13</b>
					<b>Vendor 49500 - EMMA KOENIG Total:</b>	<b>161.13</b>
<b>Vendor: 26100 - EVP ACADEMIES, LLC</b>						
<b>Outstanding</b>						
EVP ACADEMIES, LLC	2416	08/03/2023	JULY 2023 CAMPS & CLASSES	02-63-20-502108	1,524.60	
					<b>Outstanding Total:</b>	<b>1,524.60</b>
					<b>Vendor 26100 - EVP ACADEMIES, LLC Total:</b>	<b>1,524.60</b>
<b>Vendor: 26650 - EXHIBIT CONCEPTS, INC.</b>						
<b>Outstanding</b>						
EXHIBIT CONCEPTS, INC.	3	08/01/2023	Nature Center Interpretive Exh..	16-11-00-570038	15,000.00	
					<b>Outstanding Total:</b>	<b>15,000.00</b>
					<b>Vendor 26650 - EXHIBIT CONCEPTS, INC. Total:</b>	<b>15,000.00</b>
<b>Vendor: 13775 - FAMBRO MANAGEMENT, LLC</b>						
<b>Outstanding</b>						
FAMBRO MANAGEMENT, LLC	3005327	08/01/2023	SMART START ART CAMP #2	02-64-00-502284	1,920.00	
					<b>Outstanding Total:</b>	<b>1,920.00</b>
					<b>Vendor 13775 - FAMBRO MANAGEMENT, LLC Total:</b>	<b>1,920.00</b>
<b>Vendor: 28997 - FOUR SEASONS CARE LLC</b>						
<b>Outstanding</b>						
FOUR SEASONS CARE LLC	681	08/03/2023	Contractual Mowing	01-12-00-520219	6,420.00	
					<b>Outstanding Total:</b>	<b>6,420.00</b>
					<b>Vendor 28997 - FOUR SEASONS CARE LLC Total:</b>	<b>6,420.00</b>

Expense Approval Report

Post Dates: 8/1/2023 - 8/31/2023

Vendor Name	Payable Number	Post Date	Description (Item)	Account Number	Amount	
<b>Vendor: 31950 - GOLD MEDAL PRODUCTS</b>						
Outstanding						
GOLD MEDAL PRODUCTS	405030	08/03/2023	FOOD - CONCESSIONS - MAIN	12-11-01-530003	560.65	
					<b>Outstanding Total:</b>	<b>560.65</b>
<b>Vendor 31950 - GOLD MEDAL PRODUCTS Total:</b>					<b>560.65</b>	
<b>Vendor: 32570 - GREAT AMERICA LEASING CORP</b>						
Outstanding						
GREAT AMERICA LEASING CO...	34516852	08/08/2023	ADMIN KYOCERA COPIERS LE...	01-11-00-520215	159.60	
GREAT AMERICA LEASING CO...	34516852	08/08/2023	ADMIN KYOCERA COPIERS LE...	02-11-00-520215	159.60	
GREAT AMERICA LEASING CO...	34516852	08/08/2023	ADMIN KYOCERA COPIERS LE...	20-11-00-520215	79.80	
					<b>Outstanding Total:</b>	<b>399.00</b>
<b>Vendor 32570 - GREAT AMERICA LEASING CORP Total:</b>					<b>399.00</b>	
<b>Vendor: 32573 - GREAT LAKES COCA-COLA DISTRIBUTION LLC</b>						
Outstanding						
GREAT LAKES COCA-COLA DIS...	36861425009	08/03/2023	COKE - BONCOSKY	12-11-04-530015	810.82	
GREAT LAKES COCA-COLA DIS...	36861425018	08/03/2023	SODA - CONCESSIONS MAIN B...	12-11-01-530015	551.99	
					<b>Outstanding Total:</b>	<b>1,362.81</b>
<b>Vendor 32573 - GREAT LAKES COCA-COLA DISTRIBUTION LLC Total:</b>					<b>1,362.81</b>	
<b>Vendor: 36335 - HIFI SUPERSTAR BAND, LLC</b>						
Paid						
HIFI SUPERSTAR BAND, LLC	BSE-77911	08/07/2023	SUMMER CONCERTS 2023	02-66-00-502370	1,100.00	
					<b>Paid Total:</b>	<b>1,100.00</b>
<b>Vendor 36335 - HIFI SUPERSTAR BAND, LLC Total:</b>					<b>1,100.00</b>	
<b>Vendor: 36600 - HITCHCOCK DESIGN GROUP</b>						
Outstanding						
HITCHCOCK DESIGN GROUP	30882	08/04/2023	Haligus Road Park Final Design...	16-11-00-520212	7,965.18	
					<b>Outstanding Total:</b>	<b>7,965.18</b>
<b>Vendor 36600 - HITCHCOCK DESIGN GROUP Total:</b>					<b>7,965.18</b>	
<b>Vendor: 34100 - HKS SYSTEMS, INC</b>						
Outstanding						
HKS SYSTEMS, INC	13632	08/01/2023	MASTER AND CA1 KEYS	01-12-00-530227	250.00	
HKS SYSTEMS, INC	13634	08/01/2023	3 WHEEL LOCK - ADMIN	01-12-00-550159	200.00	
					<b>Outstanding Total:</b>	<b>450.00</b>
<b>Vendor 34100 - HKS SYSTEMS, INC Total:</b>					<b>450.00</b>	
<b>Vendor: 37150 - HOME DEPOT CREDIT CARD SERVICE</b>						
Outstanding						
HOME DEPOT CREDIT CARD S...	0023107	08/03/2023	T-STAT REPAIR - MAIN	01-12-00-550152	2.94	
HOME DEPOT CREDIT CARD S...	0023115	08/03/2023	PVC CAP AND TEST PLUG - GO	01-12-00-550164	15.89	
					<b>Outstanding Total:</b>	<b>18.83</b>
<b>Vendor 37150 - HOME DEPOT CREDIT CARD SERVICE Total:</b>					<b>18.83</b>	
<b>Vendor: 37450 - HOT SHOTS SPORTS</b>						
Outstanding						
HOT SHOTS SPORTS	3048	08/01/2023	SUMMER 1 CLASSES AND CA...	02-63-20-502094	21,525.00	
					<b>Outstanding Total:</b>	<b>21,525.00</b>
<b>Vendor 37450 - HOT SHOTS SPORTS Total:</b>					<b>21,525.00</b>	
<b>Vendor: 10142 - IAN BOOKER</b>						
Outstanding						
IAN BOOKER	INV0029578	08/03/2023	JULY 2023 MILEAGE	02-11-00-570677	128.71	
					<b>Outstanding Total:</b>	<b>128.71</b>
<b>Vendor 10142 - IAN BOOKER Total:</b>					<b>128.71</b>	

Expense Approval Report

Post Dates: 8/1/2023 - 8/31/2023

Vendor Name	Payable Number	Post Date	Description (Item)	Account Number	Amount
<b>Vendor: 41781 - ILLINOIS DEPT OF REVENUE</b>					
<b>Paid</b>					
ILLINOIS DEPT OF REVENUE	INV0029599	08/04/2023	IL PR TAXES	01-290003	16,765.94
					<b>Paid Total:</b>
					<b>16,765.94</b>
<b>Vendor 41781 - ILLINOIS DEPT OF REVENUE Total:</b>					<b>16,765.94</b>

**Vendor: 41783 - ILLINOIS MUNICIPAL RETIREMENT FUND**

<b>Outstanding</b>					
ILLINOIS MUNICIPAL RETIREM...	INV0029580	08/04/2023	Deferred IMRF	01-290003	3,880.79
ILLINOIS MUNICIPAL RETIREM...	INV0029581	08/04/2023	Deferred IMRF	01-290003	3,091.77
ILLINOIS MUNICIPAL RETIREM...	INV0029595	08/04/2023	Vol. IMRF Contr.	01-290003	3,443.50
ILLINOIS MUNICIPAL RETIREM...	INV0029596	08/04/2023	Vol. IMRF Contr.	01-290003	1,464.98
					<b>Outstanding Total:</b>
					<b>11,881.04</b>
<b>Vendor 41783 - ILLINOIS MUNICIPAL RETIREMENT FUND Total:</b>					<b>11,881.04</b>

**Vendor: 42348 - INTEGRA BUSINESS SYSTEMS INC**

<b>Outstanding</b>					
INTEGRA BUSINESS SYSTEMS ...	INV109238	08/08/2023	OKI PRINTER TONER	01-11-00-530553	210.00
INTEGRA BUSINESS SYSTEMS ...	INV109238	08/08/2023	OKI PRINTER TONER	02-11-00-530553	210.00
INTEGRA BUSINESS SYSTEMS ...	INV109356	08/08/2023	ADMIN FRONT DESK PRINTER...	01-11-00-520215	27.13
INTEGRA BUSINESS SYSTEMS ...	INV109356	08/08/2023	ADMIN FRONT DESK PRINTER...	02-11-00-520215	27.13
INTEGRA BUSINESS SYSTEMS ...	INV109358	08/08/2023	EXEC DIRECTOR PRINTER MAI...	01-11-00-520215	16.65
INTEGRA BUSINESS SYSTEMS ...	INV109358	08/08/2023	EXEC DIRECTOR PRINTER MAI...	02-11-00-520215	16.66
INTEGRA BUSINESS SYSTEMS ...	INV109359	08/08/2023	KYOCERA COPIER MAINT AG...	01-11-00-520215	299.76
INTEGRA BUSINESS SYSTEMS ...	INV109359	08/08/2023	KYOCERA COPIER MAINT AG...	02-11-00-520215	299.77
INTEGRA BUSINESS SYSTEMS ...	INV109359	08/08/2023	KYOCERA COPIER MAINT AG...	20-11-00-520215	199.85
INTEGRA BUSINESS SYSTEMS ...	INV109456	08/03/2023	PRINTER/COPIER - GARAGE	01-12-00-520153	58.33
INTEGRA BUSINESS SYSTEMS ...	INV109537	08/08/2023	OKI PRINTER MAINT AGRMNT	01-11-00-520215	24.70
INTEGRA BUSINESS SYSTEMS ...	INV109537	08/08/2023	OKI PRINTER MAINT AGRMNT	02-11-00-520215	24.69
					<b>Outstanding Total:</b>
					<b>1,414.67</b>
<b>Vendor 42348 - INTEGRA BUSINESS SYSTEMS INC Total:</b>					<b>1,414.67</b>

**Vendor: 42360 - INTENSE WEAR INTERNATIONAL INC**

<b>Outstanding</b>					
INTENSE WEAR INTERNATION...	28228	08/04/2023	DRESSES, SKORTS, SHIRTS	20-11-00-580710	820.00
					<b>Outstanding Total:</b>
					<b>820.00</b>
<b>Vendor 42360 - INTENSE WEAR INTERNATIONAL INC Total:</b>					<b>820.00</b>

**Vendor: 39050 - INTERNAL REVENUE SERVICE**

<b>Paid</b>					
INTERNAL REVENUE SERVICE	INV0029598	08/04/2023	SOCIAL SECURITY	01-290003	43,995.90
INTERNAL REVENUE SERVICE	INV0029598	08/04/2023	FEDERAL PR TAXES	01-290003	21,147.13
INTERNAL REVENUE SERVICE	INV0029598	08/04/2023	MEDICARE	01-290003	10,289.38
					<b>Paid Total:</b>
					<b>75,432.41</b>
<b>Vendor 39050 - INTERNAL REVENUE SERVICE Total:</b>					<b>75,432.41</b>

**Vendor: 46310 - JANELLE ESCHMAN**

<b>Outstanding</b>					
JANELLE ESCHMAN	INV0029633	08/08/2023	JULY 2023 MILEAGE	02-63-00-502186	40.61
					<b>Outstanding Total:</b>
					<b>40.61</b>
<b>Vendor 46310 - JANELLE ESCHMAN Total:</b>					<b>40.61</b>

**Vendor: 10700 - KARI BRUMMITT**

<b>Outstanding</b>					
KARI BRUMMITT	INV0029634	08/08/2023	JULY 2023 MILEAGE	02-63-00-502188	46.50
					<b>Outstanding Total:</b>
					<b>46.50</b>
<b>Vendor 10700 - KARI BRUMMITT Total:</b>					<b>46.50</b>



## Expense Approval Report

Post Dates: 8/1/2023 - 8/31/2023

Vendor Name	Payable Number	Post Date	Description (Item)	Account Number	Amount	
<b>Vendor: 48615 - KEN'S LANDSCAPING AND SUPPLY INC</b>						
Outstanding						
KEN'S LANDSCAPING AND SU...	2184	08/01/2023	Install mulch for Sterling Mea...	01-12-00-550664	5,220.00	
					<b>Outstanding Total:</b>	<b>5,220.00</b>
<b>Vendor 48615 - KEN'S LANDSCAPING AND SUPPLY INC Total:</b>					<b>5,220.00</b>	
<b>Vendor: 73650 - KURT RECKAMP</b>						
Outstanding						
KURT RECKAMP	06517D	08/01/2023	REIMBURSEMENT FOR LAST S...	02-64-00-501383	54.96	
KURT RECKAMP	INV0029579	08/03/2023	JULY 2023 MILEAGE	01-11-00-570677	83.51	
					<b>Outstanding Total:</b>	<b>138.47</b>
<b>Vendor 73650 - KURT RECKAMP Total:</b>					<b>138.47</b>	
<b>Vendor: 15276 - KWK STUDY CORP</b>						
Outstanding						
KWK STUDY CORP	23094	08/01/2023	GEARS SUMMER CLASS	02-63-00-502287	560.00	
KWK STUDY CORP	23095	08/01/2023	SUMMER CLASSES - GAMES E...	02-63-00-502287	756.00	
					<b>Outstanding Total:</b>	<b>1,316.00</b>
<b>Vendor 15276 - KWK STUDY CORP Total:</b>					<b>1,316.00</b>	
<b>Vendor: 51265 - LAKE WEEDERS DIGEST, LLC</b>						
Paid						
LAKE WEEDERS DIGEST, LLC	072423-1	08/03/2023	Lake weed harvester and trail...	16-11-00-570090	54,243.00	
					<b>Paid Total:</b>	<b>54,243.00</b>
<b>Vendor 51265 - LAKE WEEDERS DIGEST, LLC Total:</b>					<b>54,243.00</b>	
<b>Vendor: 50135 - LAWRENCE KRENGEL</b>						
Outstanding						
LAWRENCE KRENGEL	822023	08/08/2023	EXHIBITS	08-11-00-530364	50.00	
					<b>Outstanding Total:</b>	<b>50.00</b>
<b>Vendor 50135 - LAWRENCE KRENGEL Total:</b>					<b>50.00</b>	
<b>Vendor: 77300 - LEANNE SCHMIDT</b>						
Outstanding						
LEANNE SCHMIDT	INV0029656	08/04/2023	JULY 2023 MILEAGE	20-11-00-570677	47.16	
					<b>Outstanding Total:</b>	<b>47.16</b>
<b>Vendor 77300 - LEANNE SCHMIDT Total:</b>					<b>47.16</b>	
<b>Vendor: 51992 - LEROY'S LAWN EQUIPMENT</b>						
Outstanding						
LEROY'S LAWN EQUIPMENT	31824	08/01/2023	DIXIE MOWER REPAIR - GLC	01-12-00-530675	32.57	
					<b>Outstanding Total:</b>	<b>32.57</b>
<b>Vendor 51992 - LEROY'S LAWN EQUIPMENT Total:</b>					<b>32.57</b>	
<b>Vendor: 54620 - MARKET ACCESS CORP</b>						
Outstanding						
MARKET ACCESS CORP	7713	08/10/2023	EVENT INSURANCE JUNE 2023...	01-11-00-520355	3,190.00	
					<b>Outstanding Total:</b>	<b>3,190.00</b>
<b>Vendor 54620 - MARKET ACCESS CORP Total:</b>					<b>3,190.00</b>	
<b>Vendor: 70425 - MATTHEW PINION</b>						
Outstanding						
MATTHEW PINION	INV0029625	08/08/2023	JULY 2023 MILEAGE	02-11-00-570677	66.01	
					<b>Outstanding Total:</b>	<b>66.01</b>
<b>Vendor 70425 - MATTHEW PINION Total:</b>					<b>66.01</b>	
<b>Vendor: 75300 - MATTHEW ROGERS</b>						
Outstanding						
MATTHEW ROGERS	INV0029629	08/08/2023	JULY 2023 MILEAGE	02-63-00-502186	83.84	
					<b>Outstanding Total:</b>	<b>83.84</b>
<b>Vendor 75300 - MATTHEW ROGERS Total:</b>					<b>83.84</b>	

Expense Approval Report

Post Dates: 8/1/2023 - 8/31/2023

Vendor Name	Payable Number	Post Date	Description (Item)	Account Number	Amount
<b>Vendor: 55968 - MCHENRY COUNTY DEPT OF HEALTH</b>					
<b>Outstanding</b>					
MCHENRY COUNTY DEPT OF ...	22-108337	08/03/2023	DRINKING WATER TESTING - G...	19-11-00-550005	60.00
MCHENRY COUNTY DEPT OF ...	22-108338	08/03/2023	DRINKING WATER TESTING - ...	01-12-00-520151	60.00
<b>Outstanding Total:</b>					<b>120.00</b>
<b>Vendor 55968 - MCHENRY COUNTY DEPT OF HEALTH Total:</b>					<b>120.00</b>

<b>Vendor: 56625 - MENARDS</b>					
<b>Outstanding</b>					
MENARDS	94905	08/01/2023	NATURALIST SUPPLIES	08-11-00-530352	17.88
MENARDS	95160	08/01/2023	SUPPLIES FOR TEEPEE - PETER...	02-64-00-503383	112.33
MENARDS	95162	08/04/2023	NATURALIST SUPPLIES	08-11-00-530352	43.25
MENARDS	95202	08/04/2023	SEAM TAPE AND KNIFE	02-68-00-550172	35.45
MENARDS	95302	08/01/2023	STAPLES/IRON - EMMAS PLAY	01-12-00-530227	12.97
MENARDS	95302	08/01/2023	STAPLES/IRON - EMMAS PLAY	02-64-00-503383	7.93
MENARDS	95526	08/03/2023	KITCHEN OUTLET - SPOERL	01-12-00-550158	29.97
MENARDS	95556	08/03/2023	T-STAT COVERS - MAIN	01-12-00-550152	56.96
MENARDS	95558	08/03/2023	RED OAK BOARD, PAINT RAGS...	01-12-00-550159	100.32
MENARDS	95559	08/04/2023	GARBAGE BIN CASTERS	20-11-00-560353	32.70
MENARDS	95683	08/03/2023	SUPER GLUE	01-12-00-530227	9.46
<b>Outstanding Total:</b>					<b>459.22</b>
<b>Vendor 56625 - MENARDS Total:</b>					<b>459.22</b>

<b>Vendor: 56778 - METROPOLITAN LIFE INSURANCE COMPANY</b>					
<b>Outstanding</b>					
METROPOLITAN LIFE INSURA...	INV0029587	08/04/2023	MetLaw	01-290003	137.50
<b>Outstanding Total:</b>					<b>137.50</b>
<b>Vendor 56778 - METROPOLITAN LIFE INSURANCE COMPANY Total:</b>					<b>137.50</b>

<b>Vendor: 57335 - MINUTEMAN PRESS</b>					
<b>Outstanding</b>					
MINUTEMAN PRESS	100183	08/01/2023	SOLD OUT STICKERS FOR EVE...	01-12-00-530630	9.52
MINUTEMAN PRESS	100203	08/01/2023	ABOVE	02-63-00-503133	215.24
MINUTEMAN PRESS	100203	08/01/2023	ABOVE	02-64-00-503383	65.68
MINUTEMAN PRESS	100225	08/03/2023	COPS AND BOBBERS SIGNS	02-11-00-530360	30.56
<b>Outstanding Total:</b>					<b>321.00</b>
<b>Vendor 57335 - MINUTEMAN PRESS Total:</b>					<b>321.00</b>

<b>Vendor: 38875 - MISSIONSQUARE RETIREMENT/ICMA/VANTAGEPOINT AGENT 302357</b>					
<b>Paid</b>					
MISSIONSQUARE RETIREMEN...	INV0029597	08/04/2023	ICMA Loan	01-290003	53.16
MISSIONSQUARE RETIREMEN...	INV0029597	08/04/2023	Deferred Savings	01-290003	565.00
MISSIONSQUARE RETIREMEN...	INV0029597	08/04/2023	Deferred Savings	01-290003	18.51
<b>Paid Total:</b>					<b>636.67</b>
<b>Vendor 38875 - MISSIONSQUARE RETIREMENT/ICMA/VANTAGEPOINT AGENT 302357 Total:</b>					<b>636.67</b>

<b>Vendor: 69005 - MOLLIE PAETH</b>					
<b>Outstanding</b>					
MOLLIE PAETH	INV0029624	08/08/2023	JULY & AUGUST 2023 MILEAGE	01-23-00-570677	43.23
<b>Outstanding Total:</b>					<b>43.23</b>
<b>Vendor 69005 - MOLLIE PAETH Total:</b>					<b>43.23</b>

<b>Vendor: 59238 - MUTUAL OF OMAHA INSURANCE COMPANY</b>					
<b>Outstanding</b>					
MUTUAL OF OMAHA INSURA...	INV0029586	08/04/2023	Vision - After Tax	01-290003	25.28
MUTUAL OF OMAHA INSURA...	INV0029588	08/04/2023	Vision - Pre-tax	01-290003	145.27
MUTUAL OF OMAHA INSURA...	INV0029592	08/04/2023	Voluntary Life Insurance	01-290003	574.14
<b>Outstanding Total:</b>					<b>744.69</b>
<b>Vendor 59238 - MUTUAL OF OMAHA INSURANCE COMPANY Total:</b>					<b>744.69</b>

<b>Vendor: 61200 - NICOR GAS</b>					
<b>Outstanding</b>					
NICOR GAS	INV0029601	08/05/2023	RACKET CLUB GAS	20-11-00-520207	232.84

Expense Approval Report

Post Dates: 8/1/2023 - 8/31/2023

Vendor Name	Payable Number	Post Date	Description (Item)	Account Number	Amount
NICOR GAS	INV0029602	08/05/2023	SHAMROCK HILLS GAS	01-11-00-520207	25.27
NICOR GAS	INV0029602	08/05/2023	SHAMROCK HILLS GAS	02-11-00-520207	25.26
NICOR GAS	INV0029603	08/05/2023	NATURE CENTER GAS	08-11-00-520207	57.27
NICOR GAS	INV0029604	08/05/2023	OAKWOODS LODGE GAS	01-11-00-520207	28.08
NICOR GAS	INV0029604	08/05/2023	OAKWOODS LODGE GAS	02-11-00-520207	28.07
NICOR GAS	INV0029605	08/05/2023	PALMER HOUSE GAS	01-11-00-520207	27.05
NICOR GAS	INV0029605	08/05/2023	PALMER HOUSE GAS	02-11-00-520207	27.05
NICOR GAS	INV0029606	08/05/2023	WOODS CREEK GAS	01-11-00-520207	27.65
NICOR GAS	INV0029606	08/05/2023	WOODS CREEK GAS	02-11-00-520207	27.64
NICOR GAS	INV0029607	08/05/2023	PARK POLICE HDQTRS GAS	01-11-00-520207	14.48
NICOR GAS	INV0029607	08/05/2023	PARK POLICE HDQTRS GAS	02-11-00-520207	14.47
NICOR GAS	INV0029608	08/05/2023	BARLINA HOUSE GAS	02-63-00-502133	53.75
NICOR GAS	INV0029609	08/05/2023	SPOERL GAS	01-11-00-520207	27.76
NICOR GAS	INV0029609	08/05/2023	SPOERL GAS	02-11-00-520207	27.75
NICOR GAS	INV0029610	08/05/2023	GRAND OAKS GAS	01-11-00-520207	25.82
NICOR GAS	INV0029610	08/05/2023	GRAND OAKS GAS	02-11-00-520207	25.81
NICOR GAS	INV0029611	08/05/2023	WEST BEACH GAS	01-11-00-520207	32.87
NICOR GAS	INV0029611	08/05/2023	WEST BEACH GAS	02-11-00-520207	32.86
NICOR GAS	INV0029612	08/05/2023	ADMIN OFFICE GAS	01-11-00-520207	139.87
NICOR GAS	INV0029612	08/05/2023	ADMIN OFFICE GAS	02-11-00-520207	139.86
NICOR GAS	INV0029613	08/05/2023	ROTARY BUILDING GAS	01-11-00-520207	28.69
NICOR GAS	INV0029613	08/05/2023	ROTARY BUILDING GAS	02-11-00-520207	28.68
NICOR GAS	INV0029614	08/05/2023	GARAGE GAS	01-11-00-520207	30.59
NICOR GAS	INV0029614	08/05/2023	GARAGE GAS	02-11-00-520207	30.58
NICOR GAS	INV0029615	08/05/2023	MAIN BEACH GAS	01-11-00-520207	118.45
NICOR GAS	INV0029615	08/05/2023	MAIN BEACH GAS	02-11-00-520207	118.44
<b>Outstanding Total:</b>					<b>1,396.91</b>
<b>Vendor 61200 - NICOR GAS Total:</b>					<b>1,396.91</b>

Vendor: 70020 - PETSMART #0477

Outstanding

PETSMART #0477	4480	08/01/2023	ANIMAL SUPPLIES	08-11-00-530700	30.75
PETSMART #0477	5694	08/01/2023	ANIMAL SUPPLIES	08-11-00-530700	8.22
PETSMART #0477	6653	08/01/2023	ANIMAL SUPPLIES	08-11-00-530700	4.32

**Outstanding Total: 43.29**

**Vendor 70020 - PETSMART #0477 Total: 43.29**

Vendor: 70030 - PETTY CASH

Paid

PETTY CASH	INV0029657	08/11/2023	SPECIAL EVENT BANK - CADDY...	02-111001	900.00
------------	------------	------------	-------------------------------	-----------	--------

**Paid Total: 900.00**

**Vendor 70030 - PETTY CASH Total: 900.00**

Vendor: 71575 - PRECISE DIGITAL PRINTING INC

Outstanding

PRECISE DIGITAL PRINTING INC	106151	08/03/2023	ACRYLIC SIGNS FOR MAIN BE...	01-23-00-530250	300.00
PRECISE DIGITAL PRINTING INC	106394	08/01/2023	PICNIC AREA SIGNS	01-12-00-530630	195.00

**Outstanding Total: 495.00**

**Vendor 71575 - PRECISE DIGITAL PRINTING INC Total: 495.00**

Vendor: 72000 - PRO-TUFF DECALS INC

Outstanding

PRO-TUFF DECALS INC	INV023006534	08/01/2023	PETER PAN JR T SHIRTS	02-64-00-503383	439.76
PRO-TUFF DECALS INC	INV023006552	08/01/2023	PETER PAN JR ADDITIONAL T ...	02-64-00-503383	61.04
PRO-TUFF DECALS INC	INV023006921	08/01/2023	EMBROIDERY ON BEACH VISO...	11-11-00-530602	64.00
PRO-TUFF DECALS INC	INV023006971	08/03/2023	EMPLOYEE WASH HANDS STI...	01-12-00-520160	75.00
PRO-TUFF DECALS INC	INV023006994	08/01/2023	ADMIN STAFF APPAREL	01-11-00-530694	626.00
PRO-TUFF DECALS INC	INV023006998	08/01/2023	TRC STAFF APPAREL	20-11-00-530694	1,095.00
PRO-TUFF DECALS INC	INV023007014	08/01/2023	STAFF APPAREL	01-11-00-530694	179.00
PRO-TUFF DECALS INC	INV023007014	08/01/2023	STAFF APPAREL	02-11-00-530694	50.00
PRO-TUFF DECALS INC	INV023007014	08/01/2023	STAFF APPAREL	02-63-00-503220	50.00
PRO-TUFF DECALS INC	INV023007015	08/01/2023	STAFF APPAREL	01-11-00-530694	180.00

## Expense Approval Report

Post Dates: 8/1/2023 - 8/31/2023

Vendor Name	Payable Number	Post Date	Description (Item)	Account Number	Amount
PRO-TUFF DECALS INC	INV023007015	08/01/2023	STAFF APPAREL	02-11-00-530694	100.00
PRO-TUFF DECALS INC	INV023007015	08/01/2023	STAFF APPAREL	02-63-00-503220	300.00
<b>Outstanding Total:</b>					<b>3,219.80</b>
<b>Vendor 72000 - PRO-TUFF DECALS INC Total:</b>					<b>3,219.80</b>

## Vendor: 73639 - REACT COMPUTER SERVICES

<b>Outstanding</b>					
REACT COMPUTER SERVICES	26447	08/08/2023	IT SERVICES	01-11-00-520265	1,050.00
REACT COMPUTER SERVICES	26447	08/08/2023	IT SERVICES	02-11-00-520265	1,050.00
REACT COMPUTER SERVICES	6942	08/01/2023	MONTHLY BASIC/STANDARD U...	01-11-00-520213	472.27
REACT COMPUTER SERVICES	6942	08/01/2023	MONTHLY BASIC/STANDARD U...	02-11-00-520213	472.27
REACT COMPUTER SERVICES	6943	08/08/2023	CLOUD BACKUP AUGUST	01-11-00-520265	150.00
REACT COMPUTER SERVICES	6943	08/08/2023	CLOUD BACKUP AUGUST	02-11-00-520265	150.00
REACT COMPUTER SERVICES	INV26446	08/08/2023	IT SERVICES	01-11-00-520265	508.00
REACT COMPUTER SERVICES	INV26446	08/08/2023	IT SERVICES	02-11-00-520265	508.00
<b>Outstanding Total:</b>					<b>4,360.54</b>
<b>Vendor 73639 - REACT COMPUTER SERVICES Total:</b>					<b>4,360.54</b>

## Vendor: 75000 - ROCK'N'KIDS INC

<b>Outstanding</b>					
ROCK'N'KIDS INC	CLSU1123	08/01/2023	2ND SUMMER SESSION	02-63-00-502214	680.00
<b>Outstanding Total:</b>					<b>680.00</b>
<b>Vendor 75000 - ROCK'N'KIDS INC Total:</b>					<b>680.00</b>

## Vendor: 80950 - S&amp;S WORLDWIDE INC

<b>Outstanding</b>					
S&S WORLDWIDE INC	IN101234532	08/04/2023	SCHOOL SUPPLIES	02-63-00-503133	375.75
<b>Outstanding Total:</b>					<b>375.75</b>
<b>Vendor 80950 - S&amp;S WORLDWIDE INC Total:</b>					<b>375.75</b>

## Vendor: 76964 - SAM'S CLUB DIRECT

<b>Outstanding</b>					
SAM'S CLUB DIRECT	000436	08/04/2023	WATER	02-68-00-503357	19.92
SAM'S CLUB DIRECT	2381-1	08/08/2023	ICE	12-11-04-530741	5.96
SAM'S CLUB DIRECT	5739	08/01/2023	CUPS FOR BEER GARDEN	12-11-04-530741	23.16
SAM'S CLUB DIRECT	8172	08/01/2023	ET CAMP SUPPLIES	02-63-00-503187	231.26
SAM'S CLUB DIRECT	8300	08/01/2023	CAMP SUPPLIES	02-63-00-503186	118.81
SAM'S CLUB DIRECT	8300	08/01/2023	CAMP SUPPLIES	02-63-00-503188	85.00
SAM'S CLUB DIRECT	INV0029632	08/08/2023	LIFEGUARD TALENT SHOW F...	11-21-00-530515	73.57
<b>Outstanding Total:</b>					<b>557.68</b>
<b>Paid</b>					
SAM'S CLUB DIRECT	9090-1	08/04/2023	OVERPAYMENT ON INV9090	01-11-00-530553	-0.11
SAM'S CLUB DIRECT	9090-1	08/04/2023	OVERPAYMENT ON INV9090	02-11-00-530553	-0.11
<b>Paid Total:</b>					<b>-0.22</b>
<b>Vendor 76964 - SAM'S CLUB DIRECT Total:</b>					<b>557.46</b>

## Vendor: 84330 - SANDRA THOMPSON

<b>Outstanding</b>					
SANDRA THOMPSON	INV0029577	08/03/2023	JULY 2023 MILEAGE	02-63-00-502186	178.82
<b>Outstanding Total:</b>					<b>178.82</b>
<b>Vendor 84330 - SANDRA THOMPSON Total:</b>					<b>178.82</b>

## Vendor: 77625 - SCHROEDER ASPHALT SERVICES INC

<b>Outstanding</b>					
SCHROEDER ASPHALT SERVIC...	2023-307	08/10/2023	Racket Club Outdoor Court Re...	16-11-00-570031	116,872.20
<b>Outstanding Total:</b>					<b>116,872.20</b>
<b>Vendor 77625 - SCHROEDER ASPHALT SERVICES INC Total:</b>					<b>116,872.20</b>

Expense Approval Report

Post Dates: 8/1/2023 - 8/31/2023

Vendor Name	Payable Number	Post Date	Description (Item)	Account Number	Amount	
<b>Vendor: 08508 - SHAUNA BECKER</b>						
<b>Outstanding</b>						
SHAUNA BECKER	INV0029630	08/08/2023	PEE WEE CAMP APPRECIATION..02-63-00-502186		111.52	
					<b>Outstanding Total:</b>	<b>111.52</b>
					<b>Vendor 08508 - SHAUNA BECKER Total:</b>	<b>111.52</b>
<b>Vendor: 78200 - SHAW SUBURBAN MEDIA</b>						
<b>Outstanding</b>						
SHAW SUBURBAN MEDIA	0723102674	08/03/2023	NWH PRINT ADS UNPLUG, S... 02-11-00-530365		396.00	
					<b>Outstanding Total:</b>	<b>396.00</b>
					<b>Vendor 78200 - SHAW SUBURBAN MEDIA Total:</b>	<b>396.00</b>
<b>Vendor: 80775 - SPORTS CLUB ADVISORS, INC.</b>						
<b>Outstanding</b>						
SPORTS CLUB ADVISORS, INC.	1629	08/07/2023	TRC CONSULTANT	20-11-00-520212	6,886.00	
					<b>Outstanding Total:</b>	<b>6,886.00</b>
					<b>Vendor 80775 - SPORTS CLUB ADVISORS, INC. Total:</b>	<b>6,886.00</b>
<b>Vendor: 81199 - STONE WHEEL INC</b>						
<b>Outstanding</b>						
STONE WHEEL INC	13794054	08/03/2023	BRAKE CLEANER	01-12-00-530227	33.48	
					<b>Outstanding Total:</b>	<b>33.48</b>
					<b>Vendor 81199 - STONE WHEEL INC Total:</b>	<b>33.48</b>
<b>Vendor: 94510 - SUE WILLIS</b>						
<b>Outstanding</b>						
SUE WILLIS	INV0029574	08/03/2023	JULY 2023 MILEAGE	02-63-00-502187	14.41	
					<b>Outstanding Total:</b>	<b>14.41</b>
					<b>Vendor 94510 - SUE WILLIS Total:</b>	<b>14.41</b>
<b>Vendor: 83050 - SYSCO CHICAGO, INC</b>						
<b>Outstanding</b>						
SYSCO CHICAGO, INC	624586477	08/01/2023	FOOD,CANDY,PAPER PRODUC...	12-11-04-530003	706.42	
SYSCO CHICAGO, INC	624586477	08/01/2023	FOOD,CANDY,PAPER PRODUC...	12-11-04-530005	125.55	
SYSCO CHICAGO, INC	624586477	08/01/2023	FOOD,CANDY,PAPER PRODUC...	12-11-04-530025	168.36	
SYSCO CHICAGO, INC	624605671	08/03/2023	FOOD, CANDY - MAIN	12-11-01-530003	571.73	
SYSCO CHICAGO, INC	624605671	08/03/2023	FOOD, CANDY - MAIN	12-11-01-530005	206.47	
SYSCO CHICAGO, INC	624605673	08/03/2023	FOOD, CANDY, PAPER PRODUC...	12-11-04-530003	651.98	
SYSCO CHICAGO, INC	624605673	08/03/2023	FOOD, CANDY, PAPER PRODUC...	12-11-04-530005	314.05	
SYSCO CHICAGO, INC	624605673	08/03/2023	FOOD, CANDY, PAPER PRODUC...	12-11-04-530025	64.65	
					<b>Outstanding Total:</b>	<b>2,809.21</b>
					<b>Vendor 83050 - SYSCO CHICAGO, INC Total:</b>	<b>2,809.21</b>
<b>Vendor: 87500 - UNIQUE PRODUCTS</b>						
<b>Outstanding</b>						
UNIQUE PRODUCTS	453556	08/03/2023	SOAP AND LINERS	01-12-00-530353	179.99	
UNIQUE PRODUCTS	453556	08/03/2023	SOAP AND LINERS	02-11-00-530353	410.36	
UNIQUE PRODUCTS	453556	08/03/2023	SOAP AND LINERS	02-63-00-503133	36.00	
UNIQUE PRODUCTS	453556	08/03/2023	SOAP AND LINERS	02-63-00-503220	36.00	
UNIQUE PRODUCTS	453556	08/03/2023	SOAP AND LINERS	02-68-00-530353	21.60	
UNIQUE PRODUCTS	453556	08/03/2023	SOAP AND LINERS	08-11-00-530353	36.00	
					<b>Outstanding Total:</b>	<b>719.95</b>
					<b>Vendor 87500 - UNIQUE PRODUCTS Total:</b>	<b>719.95</b>
<b>Vendor: 87900 - UNITED HEALTHCARE - DULUTH</b>						
<b>Outstanding</b>						
UNITED HEALTHCARE - DULU...	INV0029585	08/04/2023	Group Health - After Tax	01-290003	633.72	
UNITED HEALTHCARE - DULU...	INV0029590	08/04/2023	Dental - After Tax	01-290003	50.46	
UNITED HEALTHCARE - DULU...	INV0029591	08/04/2023	Dental - Pre-tax	01-290003	412.24	
UNITED HEALTHCARE - DULU...	INV0029594	08/04/2023	Group Health - Pre-tax	01-290003	6,262.71	
					<b>Outstanding Total:</b>	<b>7,359.13</b>
					<b>Vendor 87900 - UNITED HEALTHCARE - DULUTH Total:</b>	<b>7,359.13</b>

## Expense Approval Report

Post Dates: 8/1/2023 - 8/31/2023

Vendor Name	Payable Number	Post Date	Description (Item)	Account Number	Amount
<b>Vendor: 16415 - USW HOLDING COMPANY LLC</b>					
<b>Outstanding</b>					
USW HOLDING COMPANY LLC	0147388	08/03/2023	WATER - GO	01-12-00-520164	132.75
USW HOLDING COMPANY LLC	0147419	08/03/2023	WATER - BONCOSKY	02-68-00-520208	38.00
<b>Outstanding Total:</b>					<b>170.75</b>
<b>Vendor 16415 - USW HOLDING COMPANY LLC Total: 170.75</b>					
<b>Vendor: 91710 - WALMART COMMUNITY</b>					
<b>Outstanding</b>					
WALMART COMMUNITY	003057	08/01/2023	ICE	12-11-04-530741	9.44
WALMART COMMUNITY	00339	08/01/2023	TEEN CAMP SUPPLIES	02-63-00-503188	87.82
WALMART COMMUNITY	01140-1	08/01/2023	ANIMAL SUPPLIES	08-11-00-530700	16.34
WALMART COMMUNITY	03743	08/08/2023	TAPE	19-11-00-530402	7.87
WALMART COMMUNITY	04268	08/01/2023	ANIMAL SUPPLIES	08-11-00-530700	63.98
WALMART COMMUNITY	06339	08/04/2023	NATIONAL NIGHT OUT SUPPLI...	02-11-00-530360	107.63
WALMART COMMUNITY	07175	08/01/2023	CAMP SUPPLIES	02-63-00-503186	111.03
WALMART COMMUNITY	07175	08/01/2023	CAMP SUPPLIES	02-63-00-503188	60.00
WALMART COMMUNITY	320900897945	08/04/2023	FOOD - MAIN BEACH	12-11-01-530025	27.09
WALMART COMMUNITY	321000376825	08/04/2023	FOOD - MAIN BEACH	12-11-01-530003	16.81
WALMART COMMUNITY	321300334960	08/04/2023	FOOD - MAIN BEACH	12-11-01-530003	5.96
WALMART COMMUNITY	390442	08/04/2023	NATURE PROGRAM SUPPLIES	08-11-00-503620	20.69
WALMART COMMUNITY	504533	08/04/2023	NATURE PROGRAM SUPPLIES	08-11-00-503620	4.29
WALMART COMMUNITY	531059	08/04/2023	MATERIALS FOR COPS AND B...	02-66-00-503128	112.25
<b>Outstanding Total:</b>					<b>651.20</b>
<b>Paid</b>					
WALMART COMMUNITY	00358	08/08/2023	UNPLUG EVENT SUPPLIES	02-66-00-503128	48.71
WALMART COMMUNITY	02339	08/04/2023	FOOD - MAIN BEACH	12-11-04-530003	24.94
WALMART COMMUNITY	02374	08/04/2023	NITTL LUNCHEON	20-11-00-530566	35.66
WALMART COMMUNITY	07422	08/04/2023	NATURE PROGRAM SUPPLIES	08-11-00-503620	25.78
WALMART COMMUNITY	08909	08/08/2023	UNPLUG EVENT SUPPLIES	02-66-00-503128	302.23
WALMART COMMUNITY	606928490	08/04/2023	NATURE PROGRAM SUPPLIES	08-11-00-503620	14.84
WALMART COMMUNITY	607331970	08/04/2023	NATURE PROGRAMS AND OFF...	08-11-00-503620	5.24
WALMART COMMUNITY	607331970	08/04/2023	NATURE PROGRAMS AND OFF...	08-11-00-530553	6.56
WALMART COMMUNITY	707918	08/04/2023	PROGRAM COMMODITIES - C...	08-11-00-503636	19.08
<b>Paid Total:</b>					<b>483.04</b>
<b>Vendor 91710 - WALMART COMMUNITY Total: 1,134.24</b>					
<b>Vendor: 91730 - WALTER ALARM SERVICES INC</b>					
<b>Outstanding</b>					
WALTER ALARM SERVICES INC	298787	08/04/2023	ANNUAL ALARM MONITORING	20-11-00-520217	2,016.80
WALTER ALARM SERVICES INC	298802	08/01/2023	ARTLY ALARM MONITORING -...	01-12-00-550164	252.59
WALTER ALARM SERVICES INC	298803	08/01/2023	QRTLY ALARM MONITORING -...	19-11-00-520217	235.16
<b>Outstanding Total:</b>					<b>2,504.55</b>
<b>Vendor 91730 - WALTER ALARM SERVICES INC Total: 2,504.55</b>					
<b>Vendor: 94580 - WILSON SPORTING GOODS</b>					
<b>Outstanding</b>					
WILSON SPORTING GOODS	4542549633	08/04/2023	RACKET & STRINGS	20-11-00-580725	448.90
WILSON SPORTING GOODS	4542549633	08/04/2023	RACKET & STRINGS	20-11-00-580745	132.30
<b>Outstanding Total:</b>					<b>581.20</b>
<b>Vendor 94580 - WILSON SPORTING GOODS Total: 581.20</b>					
<b>Grand Total:</b>					<b>429,227.77</b>

**Report Summary**

**Fund Summary**

Fund	Expense Amount	Payment Amount
01 - CORPORATE	160,916.62	94,176.35
02 - RECREATION	51,806.32	5,550.83
08 - NATURAL HISTORY	685.90	71.50
11 - AQUATIC	137.57	0.00
12 - FOOD SERVICE	7,562.13	24.94
16 - CAPITAL PROJECTS	195,034.08	54,243.00
19 - DRIVING RANGE	385.96	0.00
20 - RACKET CLUB	12,699.19	35.66
<b>Grand Total:</b>	<b>429,227.77</b>	<b>154,102.28</b>

**Account Summary**

Account Number	Account Name	Expense Amount	Payment Amount
01-11-00-520207	HEAT	526.58	0.00
01-11-00-520208	WATER/SEWER	7,234.07	0.00
01-11-00-520213	COMPUTER/SOFTWARE ...	1,719.77	0.00
01-11-00-520215	MAINTENANCE AGREEM...	527.84	0.00
01-11-00-520220	LEGAL FEES	2,569.34	0.00
01-11-00-520228	PROSECUTION	612.50	0.00
01-11-00-520265	IT SERVICE	1,708.00	0.00
01-11-00-520355	SPECIAL EVENT INSURA...	3,190.00	0.00
01-11-00-530395	PRINTING	20.00	0.00
01-11-00-530553	OFFICE SUPPLIES	209.89	-0.11
01-11-00-530694	UNIFORMS	985.00	0.00
01-11-00-570677	TRAVELING EXPENSE	381.54	0.00
01-12-00-520151	BUILDING/BONCOSKY	205.00	0.00
01-12-00-520153	BUILDING/GARAGE	58.33	0.00
01-12-00-520154	BUILDING/WEST	145.00	0.00
01-12-00-520156	BUILDINGS/FARM	355.80	0.00
01-12-00-520158	BUILDING/SPOERL	175.00	0.00
01-12-00-520160	BUILDING/ROTARY	75.00	0.00
01-12-00-520164	BUILDING/GRAND OAKS	132.75	0.00
01-12-00-520171	BUILDING/COLONEL PA...	171.00	0.00
01-12-00-520219	CONTRACTUAL MOWING	6,420.00	0.00
01-12-00-520675	MOWER REPAIRS	12.95	0.00
01-12-00-530227	EXPENDABLE TOOL & S...	799.38	0.00
01-12-00-530228	MECHANIC TOOLS/SUPP...	249.99	0.00
01-12-00-530260	GAS & DIESEL FUEL	9,572.29	0.00
01-12-00-530335	STATE INSPECTION & LIC...	135.00	0.00
01-12-00-530353	CUSTODIAL SUPPLIES	179.99	0.00
01-12-00-530630	PARK SIGNAGE	204.52	0.00
01-12-00-530668	PAINT SUPPLIES	30.58	0.00
01-12-00-530675	MOWER REPAIR PARTS	49.56	0.00
01-12-00-530696	FERTILIZER/WEED CONT...	442.50	0.00
01-12-00-550152	BUILDING/MAIN BEACH	59.90	0.00
01-12-00-550158	BUILDING/SPOERL	29.97	0.00
01-12-00-550159	BUILDING/ADMINISTRAT...	300.32	0.00
01-12-00-550164	BUILDING/GRAND OAKS	268.48	0.00
01-12-00-550558	GROUNDS/V.A.	669.00	0.00
01-12-00-550573	GROUNDS/SUND BALLFI...	195.54	0.00
01-12-00-550664	NEIGHBORHOOD PARKS-...	5,395.00	0.00
01-12-00-550671	GROUNDS/PALMER HO...	4.19	0.00
01-12-00-550676	GROUNDS/SHAMROCK H..	175.00	0.00
01-12-00-570024	MEMORIALS	40.00	0.00
01-210710	REFUNDS	287.00	287.00
01-23-00-530250	MISCELLANEOUS SUPPLI...	300.00	0.00
01-23-00-570677	TRAVELING EXPENSE	43.23	0.00
01-290003	PAYROLL DEDUCTION LI...	114,049.82	93,889.46

## Account Summary

Account Number	Account Name	Expense Amount	Payment Amount
02-11-00-520207	HEAT	526.47	0.00
02-11-00-520208	WATER/SEWER	7,068.75	0.00
02-11-00-520213	COMPUTER/SOFTWARE ...	1,719.77	0.00
02-11-00-520215	MAINTENANCE AGREEM...	527.85	0.00
02-11-00-520220	LEGAL FEES	856.44	0.00
02-11-00-520265	IT SERVICE	1,708.00	0.00
02-11-00-530353	CUSTODIAL SUPPLIES	410.36	0.00
02-11-00-530360	PUBLIC INFORMATION S...	138.19	0.00
02-11-00-530365	ADVERTISING	396.00	0.00
02-11-00-530395	PRINTING	20.00	0.00
02-11-00-530553	OFFICE SUPPLIES	209.89	-0.11
02-11-00-530694	UNIFORMS	150.00	0.00
02-11-00-570677	TRAVELING EXPENSE	355.85	0.00
02-111001	PETTY CASH/OPERATING...	900.00	900.00
02-63-00-502133	EDUCATION/PRE-SCHOO...	82.31	0.00
02-63-00-502186	CAMP/YOUNG EXPLORE...	457.36	0.00
02-63-00-502187	E.T. CAMP CONTRACTUA...	79.91	0.00
02-63-00-502188	JR HIGH & TEEN CAMPS ...	46.50	0.00
02-63-00-502214	KID ROCK CONTRACTUAL...	680.00	0.00
02-63-00-502287	YOUTH SPECIALTY CLASS...	1,316.00	0.00
02-63-00-503133	EDUCATION/PRE-SCHOO...	626.99	0.00
02-63-00-503186	CAMP/YOUNG EXPLORE...	229.84	0.00
02-63-00-503187	E.T. CAMP COMMODITIES	231.26	0.00
02-63-00-503188	JR HIGH & TEEN CAMPS ...	232.82	0.00
02-63-00-503220	EXTENDED TIME COMM...	386.00	0.00
02-63-20-502094	YOUTH ATHLETICS CONT...	21,525.00	0.00
02-63-20-502108	VOLLEYBALL CONTRACT...	1,524.60	0.00
02-64-00-501383	THEATER/VOICE SALARI...	54.96	0.00
02-64-00-502284	ART CLASSES CONTRAC...	1,920.00	0.00
02-64-00-503383	THEATER/VOICE COMM...	686.74	0.00
02-65-00-502466	SENIOR TRIPS CONTRAC...	815.30	0.00
02-66-00-502370	SUMMER CONCERT SERI...	2,300.00	2,300.00
02-66-00-503128	SEASONAL SPECIAL EVE...	2,463.19	2,350.94
02-68-00-503357	SUMMER SOFTBALL CO...	19.92	0.00
02-68-00-520208	WATER/SEWER	38.00	0.00
02-68-00-530353	CUSTODIAL SUPPLIES	21.60	0.00
02-68-00-550172	BUILDING/BONCOSKY C...	557.95	0.00
02-68-00-550177	BUILDING/SUND BALLFI...	522.50	0.00
08-11-00-502636	PALMER HOUSE PROGR...	200.00	0.00
08-11-00-503620	NATURE PROGRAMS C...	70.84	45.86
08-11-00-503636	PALMER HOUSE PROGR...	19.08	19.08
08-11-00-520207	HEAT	57.27	0.00
08-11-00-520208	WATER/SEWER	61.41	0.00
08-11-00-530352	NATURALIST'S SUPPLIES	61.13	0.00
08-11-00-530353	CUSTODIAL SUPPLIES	36.00	0.00
08-11-00-530364	EXHIBITS	50.00	0.00
08-11-00-530553	OFFICE SUPPLIES	6.56	6.56
08-11-00-530700	ANIMAL CARE/SUPPLIES	123.61	0.00
11-11-00-530602	UNIFORMS	64.00	0.00
11-21-00-530515	MISCELLANEOUS	73.57	0.00
12-11-01-530003	PRODUCT-FOOD	1,155.15	0.00
12-11-01-530005	PRODUCT-CANDY	206.47	0.00
12-11-01-530010	PRODUCT-ICE CREAM	1,872.00	0.00
12-11-01-530015	PRODUCT-POP	551.99	0.00
12-11-01-530025	PAPER PRODUCTS	27.09	0.00
12-11-04-530003	PRODUCT-FOOD	1,383.34	24.94
12-11-04-530005	PRODUCT-CANDY	439.60	0.00
12-11-04-530015	PRODUCT-POP	810.82	0.00



**Account Summary**

<b>Account Number</b>	<b>Account Name</b>	<b>Expense Amount</b>	<b>Payment Amount</b>
12-11-04-530016	PRODUCT - BEER & ALC...	844.10	0.00
12-11-04-530025	PAPER PRODUCTS	233.01	0.00
12-11-04-530741	MISCELLANEOUS SUPPLI...	38.56	0.00
16-11-00-520212	PROFESSIONAL SERVICES	7,965.18	0.00
16-11-00-570031	MISC. CAPITAL PROJECTS	116,872.20	0.00
16-11-00-570038	VETERAN ACRES	15,000.00	0.00
16-11-00-570050	MAIN BEACH	953.70	0.00
16-11-00-570090	MACHINERY & EQUIPM...	54,243.00	54,243.00
19-11-00-520208	WATER/SEWER	47.94	0.00
19-11-00-520217	SECURITY SYSTEM	235.16	0.00
19-11-00-530402	MINI-GOLF	42.86	0.00
19-11-00-550005	BUILDING REPAIR-CONT...	60.00	0.00
20-11-00-520207	HEAT	232.84	0.00
20-11-00-520212	PROFESSIONAL SERVICES	6,886.00	0.00
20-11-00-520215	MAINTENANCE AGREEM...	279.65	0.00
20-11-00-520217	SECURITY SYSTEM	2,016.80	0.00
20-11-00-530566	ADULT EVENT EXPENSE	35.66	35.66
20-11-00-530573	GROUP LESSONS	458.28	0.00
20-11-00-530694	UNIFORMS	1,095.00	0.00
20-11-00-560353	JANITORIAL SUPPLIES	32.70	0.00
20-11-00-570677	TRAVELING EXPENSE	47.16	0.00
20-11-00-580710	LADIES CLOTHING	820.00	0.00
20-11-00-580725	RACKETS	448.90	0.00
20-11-00-580734	GRIPS/OVERWRAPS	60.36	0.00
20-11-00-580745	RACKET REPAIR SUPPLIES	285.84	0.00
	<b>Grand Total:</b>	<b>429,227.77</b>	<b>154,102.28</b>

**Project Account Summary**

<b>Project Account Key</b>	<b>Expense Amount</b>	<b>Payment Amount</b>
**None**	429,227.77	154,102.28
<b>Grand Total:</b>	<b>429,227.77</b>	<b>154,102.28</b>



Crystal Lake Park District, IL

# Treasurers Report Summary

Date Range: 05/01/2023 - 07/31/2023

Fund	Beginning Cash Balance	Revenues	Expenses	Net Change Assets	Net Change Liabilities	Calculated Ending Balance	Actual Ending Balance	Calculated - Actual Ending
01 - CORPORATE	4,289,244.59	2,249,873.75	969,383.63	-1,660.67	225,486.95	5,345,908.43	5,345,908.43	0.00
02 - RECREATION	3,362,581.66	2,148,898.38	1,366,900.82	-64,045.20	487,872.76	3,720,751.66	3,720,751.66	0.00
03 - IMRF	273,886.19	155,497.18	84,160.55	0.00	26,118.69	319,104.13	319,104.13	0.00
04 - LIABILITY	180,154.39	76,166.50	28,991.66	0.00	55,913.32	171,415.91	171,415.91	0.00
05 - BOND & INTEREST	270,825.25	649,577.69	132,881.67	0.00	0.00	787,521.27	787,521.27	0.00
06 - AUDIT	10,740.45	13,336.62	460.00	0.00	250.00	23,367.07	23,367.07	0.00
07 - SPECIAL RECREATION	392,775.37	374,198.09	371,395.29	0.00	0.00	395,578.17	395,578.17	0.00
08 - NATURAL HISTORY	200,817.06	178,960.30	88,662.52	120.00	-1,351.15	292,345.99	292,345.99	0.00
09 - POLICE	324.50	0.00	0.00	0.00	0.00	324.50	324.50	0.00
11 - AQUATIC	-142,495.54	219,880.52	207,173.77	1,824.00	-15,621.76	-115,991.03	-115,991.03	0.00
12 - FOOD SERVICE	435,513.57	125,287.89	96,933.92	0.00	-4,069.95	467,937.49	467,937.49	0.00
15 - CAPITAL EQUIPMENT REPLACEMENT FUND	164,948.04	2,053.68	141,067.82	0.00	0.00	25,933.90	25,933.90	0.00
16 - CAPITAL PROJECTS	5,407,995.43	55,041.88	585,384.72	0.00	133,447.87	4,744,204.72	4,744,204.72	0.00
17 - PARK PLACE	0.00	0.00	0.00	0.00	0.00	0.00	0.00	0.00
19 - DRIVING RANGE	172,469.30	164,891.39	62,534.18	1,100.00	46,350.46	227,376.05	227,376.05	0.00
20 - RACKET CLUB	489,637.35	294,628.46	284,832.86	-12,931.51	-44,895.10	557,259.56	557,259.56	0.00
<b>Report Total:</b>	<b>15,509,417.61</b>	<b>6,708,292.33</b>	<b>4,420,763.41</b>	<b>-75,593.38</b>	<b>909,502.09</b>	<b>16,963,037.82</b>	<b>16,963,037.82</b>	<b>0.00</b>

ENV# CEBPDHTCBBLWTQN\_BBBBB  
FIFTH THIRD SECURITIES, INC.  
MD 1MOB2A  
5050 KINGSLEY DRIVE  
CINCINNATI, OH 45263



CRYSTAL LAKE PARK DISTRICT  
A PARTNERSHIP  
1 E CRYSTAL LAKE AVE  
CRYSTAL LAKE IL 60014

**STATEMENT FOR THE PERIOD JULY 1, 2023 TO JULY 31, 2023**

CRYSTAL LAKE PARK DISTRICT - Partnership  
Account Number: xxx-xx8448

**For questions about your accounts:**  
In-State: 312 876 6630  
National: 888 889 1025

**By the courtesy of:**  
Pellegrino & S Shah

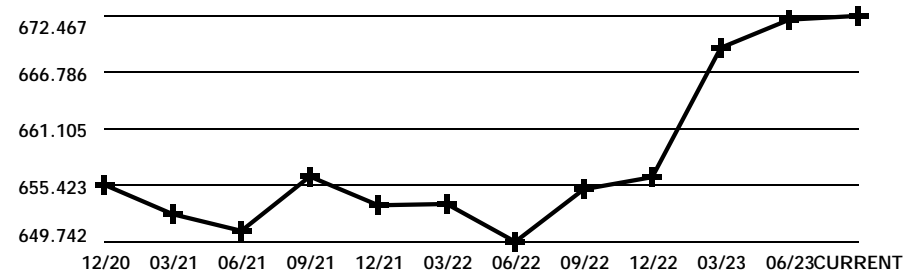
**TOTAL VALUE OF YOUR PORTFOLIO** **\$672,467.28**

**FOR YOUR INFORMATION**

Fifth Third Securities, Inc. Investments offered through Fifth Third Securities, Inc., member FINRA/SIPC

**CHANGE IN VALUE OF YOUR PORTFOLIO**

\$ thousands



*Change In Value Of Your Portfolio* information can be found in Miscellaneous Footnotes at the end of this statement.

**Fifth Third Securities, Inc.**

MN \_CEBPDHTCBBLWTQN\_BBBBB 20230731

Account carried with National Financial Services LLC, Member NYSE, SIPC

Statement for the Period July 1, 2023 to July 31, 2023

CRYSTAL LAKE PARK DISTRICT - Partnership  
Account Number: xxx-xx8448



## Account Overview

CHANGE IN ACCOUNT VALUE	Current Period	Year-to-Date
BEGINNING VALUE	\$672,127.94	\$656,276.60
Additions and Withdrawals	\$0.00	\$0.00
Misc. & Corporate Actions	\$0.00	\$0.00
Income	\$10.06	\$16,057.99
Taxes, Fees and Expenses	\$0.00	\$0.00
Change in Value	\$329.28	\$132.69
<b>ENDING VALUE (AS OF 07/31/23)</b>	<b>\$672,467.28</b>	<b>\$672,467.28</b>

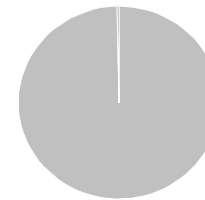
Refer to Miscellaneous Footnotes for more information on Change in Value.

INCOME		
TAXABLE	Current Period	Year-to-Date
Taxable Dividends	\$10.06	\$7,532.99
Taxable Interest	\$0.00	\$2,275.00
<b>TOTAL TAXABLE</b>	<b>\$10.06</b>	<b>\$9,807.99</b>
NON-TAXABLE	Current Period	Year-to-Date
Muni Tax Exempt Interest	\$0.00	\$6,250.00
<b>TOTAL NON-TAXABLE</b>	<b>\$0.00</b>	<b>\$6,250.00</b>
<b>TOTAL INCOME</b>	<b>\$10.06</b>	<b>\$16,057.99</b>

Taxable income is determined based on information available to NFS at the time the statement was prepared, and is subject to change. Final information on taxation of interest and dividends is available on Form 1099-Div, which is mailed in February of the subsequent year.

## ACCOUNT ALLOCATION

Money Markets 0.4%



CDs 99.6%

	Percent	Prior Period	Current Period
Money Markets	0.4 %	\$2,497.03	\$2,507.09
CDs	99.6	\$669,630.91	\$669,960.19
<b>TOTAL</b>	<b>100.0 %</b>	<b>\$672,127.94</b>	<b>\$672,467.28</b>

*Account Allocation* shows the percentage that each asset class represents of your total account value. Account Allocation for equities, fixed income, and other categories may include mutual funds and may be net of short positions. NFS has made assumptions concerning how certain mutual funds are allocated. Closed-end mutual funds and Exchange Traded Products (ETPs) listed on an exchange may be included in the equity allocation. The chart may not reflect your actual portfolio allocation. Consult your broker/dealer prior to making investment decisions.

Statement for the Period July 1, 2023 to July 31, 2023

CRYSTAL LAKE PARK DISTRICT - Partnership  
Account Number: xxx-xx8448



## Account Overview *continued*

---

### MESSAGES AND ALERTS

Customers wishing to learn more about their investment professional can contact the FINRA BrokerCheck Hotline Number at 1-800-289-9999 or visit the FINRA Regulation website [www.finra.org](http://www.finra.org). Customers can also obtain an investor brochure that includes information describing the FINRA BrokerCheck program by contacting Brokerage Operations 1-888-889-1025.

Order Flow Practices- SEC Rule 607 Disclosure- FTS is a customer of NFS, where NFS provides certain securities clearance services. FTS receives remuneration for directing orders to a particular broker or dealer and routes orders to market centers, national securities exchanges, alternative trading systems, electronic communications networks, and broker-dealers that offer credits for certain types of orders, while assessing fees for other types of orders. Credits offered by a market center may exceed the charges assessed, such that a market center may make a payment to FTS in relation to the orders. Such remuneration, if any, is considered compensation to FTS.

Please note that the FDIC insured deposit at Fifth Third Bank under the Fifth Third BD Program is not covered by SIPC. The FDIC insured deposit is eligible for FDIC insurance subject to FDIC coverage limits at the time funds are deposited at Fifth Third Bank. As referenced in the Fifth Third BD Program disclosure document, clients are responsible for monitoring their total assets at Fifth Third Bank to determine the extent of available FDIC coverage.

Fifth Third Securities reminds you to please promptly report any inaccuracies or discrepancies in your account to Brokerage Operations by calling 1-888-889-1025. Please reconfirm any oral communications in writing to your investment professional to further protect your rights under the Securities Investor Protection Act SIPA.

Statement for the Period July 1, 2023 to July 31, 2023

CRYSTAL LAKE PARK DISTRICT - Partnership  
Account Number: xxx-xx8448



## Holdings

NFS-provided cost basis, realized gain (loss) and holding period information may not reflect all adjustments necessary for tax purposes. Please refer to Footnotes and Cost Basis Information at the end of this statement for more information.

For additional information regarding your holdings, please refer to the footnotes at the end of the statement.

**Client Investment** - Reflects the amount from share purchases, transfers and conversions that have customer or third party provided cost basis. The amount does not reflect all account activity, including, but not limited to shares acquired via certain corporate actions, gifted/inherited, date of death step-up, or dividend reinvestments. The amount may fluctuate over time based on activity within the account due to buying, transferring or converting additional shares or selling all or part of a security. Transfers or conversions that do not have cost basis will not be reflected in the Client Investment amount. The reflected Client Investment amount does not represent your cost basis reported on IRS Form 1099-B, as it is a separate calculation.

### CASH AND CASH EQUIVALENTS - 0.37% of Total Account Value

Description	Symbol/Cusip Account Type	Quantity	Price on 07/31/23	Current Market Value	Estimated Annual Income
<b>Money Markets</b>					
FEDERATED HERMES GOVT OBLIGATIONS IS 7 DAY YIELD 4.98%	GOIXX CASH	2,507.09	\$1.00	\$2,507.09	
Dividend Option Cash					
Capital Gain Option Cash					
<b>Total Cash and Cash Equivalents</b>				<b>\$2,507.09</b>	

**Statement for the Period July 1, 2023 to July 31, 2023**

CRYSTAL LAKE PARK DISTRICT - Partnership  
Account Number: xxx-xx8448



**HOLDINGS > FIXED INCOME - 99.63% of Total Account Value**

**ALERT:** You have a fixed income position due to mature within the next 90 days.

For an explanation of fixed income pricing, please see the last page. Redemption schedule(s), bond rating(s), and other information are provided where available. If information does not appear regarding a particular investment, it is not available.

Copyright 2022, S&P Global Market Intelligence. Reproduction of any information, data or material, including ratings ("Content") in any form is prohibited except with the prior written permission of the relevant party. Such party, its affiliates and suppliers ("Content Providers") do not guarantee the accuracy, adequacy, completeness, timeliness or availability of any Content and are not responsible for any errors or omissions (negligent or otherwise), regardless of the cause, or for the results obtained from the use of such Content. In no event shall Content Providers be liable for any damages, costs, expenses, legal fees, or losses (including lost income or lost profit and opportunity costs) in connection with any use of the Content. A reference to a particular investment or security, a rating or any observation concerning an investment that is part of the Content is not a recommendation to buy, sell or hold such investment or security, does not address the suitability of an investment or security and should not be relied on as investment advice. Credit ratings are statements of opinions and are not statements of fact.

Moody's® Copyright 2022, Moody's Investors Service, Inc. ("Moody's"). Moody's ratings ("Ratings") are proprietary to Moody's or its affiliates and are protected by copyright and other intellectual property laws. Ratings are licensed to Licensee by Moody's. RATINGS MAY NOT BE COPIED OR OTHERWISE REPRODUCED, REPACKAGED, FURTHER TRANSMITTED, TRANSFERRED, DISSEMINATED, REDISTRIBUTED OR RESOLD, OR STORED FOR SUBSEQUENT USE FOR ANY SUCH PURPOSE, IN WHOLE OR IN PART, IN ANY FORM OR MANNER OR BY ANY MEANS WHATSOEVER, BY ANY PERSON WITHOUT MOODY'S PRIOR WRITTEN CONSENT. Moody's® is a registered trademark.

Description	Symbol/Cusip Account Type	Quantity	Estimated Price on 07/31/23	Estimated Current Market Value	Estimated Annual Income	Original/Adjusted Cost Basis	Unrealized Gain (Loss)
<b>CDs</b>							
Certificates of Deposit (CDs), including Market Indexed CDs and Market Linked CDs (collectively, MCDs) are generally shown at estimated market prices based upon a matrix or model pricing method that may not represent the actual price if sold prior to maturity. However, CDs and MCDs may be shown at face value for up to seven calendar days from date of issue if estimated market prices have not been received from a third party pricing vendor. The actual value of CDs and MCDs may be different from their purchase price. CDs and MCDs are subject to interest rate risk. The estimated market price reflected for MCDs may not be based on the actual closing value of the linked market index on the final maturity date and the market value of MCDs may not correspond directly to increases or decreases in the underlying linked market index. You may sell CDs or MCDs in the secondary market subject to market conditions. The secondary market for CDs and MCDs is generally illiquid. If sold prior to maturity, the value of MCDs may be less than the purchase amount or face value. The sale or redemption of any fixed income security prior to maturity may result in a substantial gain or loss, and an early withdrawal penalty may apply. Certain MCDs may only be redeemed on pre-specified liquidation dates and may have call features that allow the issuer to call the MCD prior to maturity. Certain Step Rate CDs are also subject to reinvestment risk if call provisions are exercised by the issuer and if a CD with a comparable rate is not available.							
See sales materials or contact your broker/dealer for additional information.							
<b>WELLS FARGO BANK NATL ASSN CD 4.90000%</b>	949764AY0	195,000	\$0.99933	\$194,869.35		\$195,000.00	
10/19/2023 FDIC INSURED	CASH						
CPN PMT @ MATURITY							
ON OCT 19							
1ST CPN DTE 10/19/2023							
Accrued Interest	\$2722.52						
Average Unit Cost	\$1.00						
Client Investment	\$195,000.00						
Adjusted Cost Basis						\$195,000.00	D (\$130.65)
<b>WESTERN ALLIANCE BK PHOENIX CD 4.95000%</b>	95763PLL3	238,000	\$0.9994	\$237,857.20		\$238,000.00	
10/23/2023 FDIC INSURED	CASH						
CPN PMT @ MATURITY							
ON OCT 23							

Statement for the Period July 1, 2023 to July 31, 2023

CRYSTAL LAKE PARK DISTRICT - Partnership  
 Account Number: xxx-xx8448



**HOLDINGS > FIXED INCOME** *continued*

Description	Symbol/Cusip Account Type	Quantity	Estimated Price on 07/31/23	Estimated Current Market Value	Estimated Annual Income	Original/Adjusted Cost Basis	Unrealized Gain (Loss)
<b>WESTERN ALLIANCE BK PHOENIX CD 4.95000%</b> 95763PLL3 <i>continued</i>							
1ST CPN DTE 10/23/2023							
Accrued Interest	\$3292.22						
Average Unit Cost	\$1.00						
Client Investment	\$238,000.00						
Adjusted Cost Basis						\$238,000.00	D (\$142.80)
<b>JPMORGAN CHASE BK N A CD 5.00000%</b> 46656MAE1							
04/17/2024 FDIC INSURED CASH							
CPN PMT @ MATURITY							
ON APR 17							
1ST CPN DTE 04/17/2024							
CALLABLE ON 10/18/2023 @ 100.0000							
Accrued Interest	\$3423.29						
Average Unit Cost	\$1.00						
Client Investment	\$238,000.00						
Adjusted Cost Basis						\$238,000.00	D (\$766.36)
<b>Total CDs</b>		671,000		\$669,960.19		\$671,000.00	D (\$1,039.81)
<b>Total Fixed Income</b>		671,000		\$669,960.19		\$671,000.00	D (\$1,039.81)
<b>Total Fixed Income Client Investment</b>	<b>\$671,000.00</b>						
<b>Total Securities</b>				\$669,960.19		\$671,000.00	D (\$1,039.81)
<b>TOTAL PORTFOLIO VALUE</b>				\$672,467.28		\$671,000.00	D (\$1,039.81)
<b>TOTAL CLIENT INVESTMENT</b>	<b>\$671,000.00</b>						



**Statement for the Period July 1, 2023 to July 31, 2023**

CRYSTAL LAKE PARK DISTRICT - Partnership  
 Account Number: xxx-xx8448



# Activity

NFS-provided cost basis, realized gain (loss) and holding period information may not reflect all adjustments necessary for tax purposes. Please refer to Footnotes and Cost Basis Information at the end of this statement for more information.

**CORE FUND ACTIVITY**

For more information about the operation of your core account, please refer to your Customer Agreement.

Settlement Date	Account Type	Transaction	Description	Quantity	Amount
07/03/23	CASH	YOU BOUGHT	FEDERATED HERMES GOVT OBLIGATIONS IS @ 1	10.06	(\$10.06)
<b>TOTAL CORE FUND ACTIVITY</b>					<b>(\$10.06)</b>

**ACTIVITY > INCOME > TAXABLE INCOME**

Settlement Date	Account Type	Transaction	Description	Quantity	Amount
<b>Taxable Dividends</b>					
06/30/23	CASH	DIVIDEND RECEIVED	FEDERATED HERMES GOVT OBLIGATIONS IS DIVIDEND RECEIVED		\$10.06
<b>Total Taxable Dividends</b>					<b>\$10.06</b>
<b>Total Taxable Income</b>					<b>\$10.06</b>
<b>TOTAL INCOME</b>					<b>\$10.06</b>

Statement for the Period July 1, 2023 to July 31, 2023

CRYSTAL LAKE PARK DISTRICT - Partnership  
Account Number: xxx-xx8448



## Footnotes and Cost Basis Information

---

Amortization, accretion and similar adjustments to cost basis have been provided for many fixed income securities (and some bond-like equities), however, they are not provided for certain types, such as short-term instruments, Unit Investment Trusts, foreign fixed income securities, or those that are subject to early prepayment of principal (pay downs). Where current year premium or acquisition premium amortization is provided, the prior years' cumulative amortization is reflected in the adjusted cost basis, but we cannot provide a breakdown or the total of such prior amortization amounts.

NFS is required to report certain cost basis and related information to the IRS on the Form 1099-B. Your official 1099-B forms for certain transactions will reflect which lots have been sold for tax purposes. To apply a specific identification cost basis method to 1099-B reporting, appropriate instructions must be on file with NFS or be received by NFS before the trade has settled. Absent such instructions, NFS determines cost basis at the time of sale based on its default methods of average cost for open-end mutual funds and first-in, first-out (FIFO) for all other (including ETFs) unless your broker dealer has elected to use another default method. NFS applies FIFO (or other disposal method, if applicable) based on its records, which may be different from yours. For transactions that are not subject to 1099-B cost basis reporting, you should refer to your trade confirmations and other applicable records to determine which lots were considered sold for tax purposes.

While NFS must meet IRS requirements with respect to certain information required to be reported to the IRS, NFS-provided cost basis, realized gain and loss, and holding period information may not reflect all adjustments necessary for your tax reporting purposes. NFS makes no warranties with respect to and specifically disclaims any liability arising out of a customer's use of, or any tax position taken in reliance upon, such information.

For investments in partnerships, NFS does not make any adjustments to cost basis information as the calculation of basis in such investments requires supplemental information from the partnership on its income and distributions during the period you held your investment. Partnerships usually provide this additional information on a Form K-1 issued by April 15th of the following year.

Consult your tax advisor for further information.

D - Adjusted cost basis reflects any cumulative original issue discount, premium, or acquisition premium, and it assumes such amounts were amortized by the taxpayer over the life of the security from acquisition date through disposition date. For securities still held, maturity date was used instead of disposition date. Premium amortization was calculated using the yield-to-maturity method. Acquisition premium was calculated using the ratable accrual method. If applicable, adjusted cost basis reflects market discount accretion which was calculated using the straight-line method and was recognized at disposition date. Gain/loss displayed for this transaction was based on cost basis as adjusted for premium and discount as stated above and does not reflect any losses disallowed because of wash sales (if applicable). The adjusted cost basis may not reflect all adjustments necessary for tax reporting purposes and may also not apply if you are using an alternative amortization calculation method. Refer to IRS Publication 550, Investment Income and Expenses, for additional information.

If a sale, redemption or other disposition involved multiple tax lots, the transaction's totals may have been calculated using a combination of adjusted and unadjusted cost basis information. For lots where adjusted cost basis and its associated gain/loss are known, that was used, otherwise "regular" unadjusted cost basis and its associated gain/loss was used.

## Miscellaneous Footnotes

---

CHANGE IN VALUE OF YOUR PORTFOLIO is the change in market value of your portfolio assets over the time period shown. The portfolio assets include the market value of all the securities in the account, plus insurance and annuity assets if applicable. The time frame of the graph is from account opening or September 2011, whichever is later, to the current period. Please note that large increases and/or declines in the change in the value of the portfolio can be due to additions, distribution and/or performance.

CHANGE IN VALUE reflects appreciation or depreciation of your holdings due to price changes plus any activity not reflected within Additions and Withdrawals, Misc. & Corporate Actions, Income, Taxes, Fees and Expenses, and Other Activity sections. Change in Value does not reflect activity related to assets in which NFS is not the custodian (e.g. Insurance and Annuities, Assets Held Away and Other Assets Held Away).

**Statement for the Period July 1, 2023 to July 31, 2023**

CRYSTAL LAKE PARK DISTRICT - Partnership  
Account Number: xxx-xx8448



## Miscellaneous Footnotes *continued*

**CALLABLE SECURITIES LOTTERY** - When street name or bearer securities held for you are subject to a partial call or partial redemption by the issuer, NFS may or may not receive an allocation of called/redeemed securities by the issuer, transfer agent and/or depository. If NFS is allocated a portion of the called/redeemed securities, NFS utilizes an impartial lottery allocation system, in accordance with applicable rules, that randomly selects the securities within customer accounts that will be called/redeemed. NFS' allocations are not made on a pro rata basis and it is possible for you to receive a full or partial allocation, or no allocation. You have the right to withdraw uncalled fully paid securities at any time prior to the cutoff date and time established by the issuer, transfer agent and/or depository with respect to the partial call, and also to withdraw excess margin securities provided your account is not subject to restriction under Regulation T or such withdrawal will not cause an undermargined condition.

**PRICING INFORMATION** - Prices displayed are obtained from sources that may include pricing vendors, broker/dealers who clear through NFS and/or other sources. Prices may not reflect current fair market value and/or may not be readily marketable or redeemable at the prices shown.

**FOREIGN EXCHANGE TRANSACTIONS** - Some transaction types necessitate a foreign currency exchange (FX) in order to settle. FX transactions may be effected by Fidelity Forex, LLC. on a principal basis. Fidelity Forex, LLC., an affiliate of NFS, may impose a commission or markup on the prevailing interbank market price, which may result in a higher price to you. Fidelity Forex, LLC. may share a portion of any FX commission or markup with NFS. More favorable rates may be available through third parties not affiliated with NFS. The rate applicable to any transaction involving an FX is available upon request through your broker-dealer.

**COST BASIS LEGISLATION** - New IRS Rules will require National Financial Services to report cost basis and holding period information for the sale of shares of open end Mutual Fund holdings purchased on or after January 1, 2012 on Form 1099-B. National Financial Services determines the cost basis for all shares of open end mutual funds using a default method of average cost. Alternatively, account owners or their brokers and advisors can instruct National Financial Services to determine the cost basis for shares of open end mutual funds by 1) setting up their non-retirement accounts with one of our eleven tax lot disposal methods available to investors or 2) identifying specific tax lots to sell at the time of a transaction. Contact your broker or advisor to learn more about the cost basis tracking of your holdings.

**GLOSSARY Short Account Balances**-If you have sold securities under the short sale rule, we have, in accordance with regulations, segregated the proceeds from such transactions in your Short Account. Any market increases or decreases from the original sale price will be marked to the market and will be transferred to your Margin Account on a weekly basis. **Market Value** - The Total Market Value has been calculated out to 9 decimal places but the individual unit price is displayed in 5 decimal places. The Total Market Value represents prices obtained from various sources, may be impacted by the frequency in which such prices are reported and such prices are not guaranteed. Prices received from pricing vendors are generally based on current market quotes, but when such quotes are not available the pricing vendors use a variety of techniques to estimate value. These estimates, particularly for **fixed income securities**, may be based on certain minimum principal amounts (e.g. \$1 million) and may not reflect all of the factors that affect the value of the security, including liquidity risk. In certain situations, a price may be derived from a single broker quote. The prices provided are not firm bids or offers. Certain securities may reflect "N/A" or "unavailable" where the price for such security is generally not available from a pricing source. The Market Value of a security, including those

**CUSTOMER SERVICE:** Please review your statement and report any inaccuracy or discrepancy immediately by calling the telephone number of your broker-dealer reflected on the front of this statement. Reports of any inaccuracy or discrepancy regarding your brokerage account or the activity therein should be directed to your broker-dealer at the telephone number and address reflected on the front of this statement and National Financial Services LLC ("NFS").

NFS carries your brokerage account and acts as your custodian for funds and securities that are deposited with NFS by you or your broker-dealer. **In addition to your initial contact with your broker-dealer you may contact NFS at (800) 801-9942.** Any oral communications regarding inaccuracies or discrepancies should be reconfirmed in writing to protect your rights, including those under the Securities Investor Protection Act ("SIPA"). When contacting either your broker-dealer or NFS, remember to include your entire brokerage account number to ensure a prompt reply.

**ADDITIONAL INFORMATION Free credit balances ("FCB")** are funds payable to you on demand. FCB are subject to open commitments such as uncleared checks and exclude proceeds from sales of certificated securities without delivery of the certificate. If your FCB is swept to a core position, you can liquidate the core position and have the proceeds sent to you or held in your account subject to the terms of your account agreement. Required rule 10b-10(a) information not contained herein will be provided on written request. Fidelity may use this free credit balance in connection with its business, subject to applicable law.

**Credit Adjustment Program.** Accountholders receiving payments in lieu of qualified dividends may not be eligible to receive credit adjustments intended to help cover additional associated federal tax burdens. NFS reserves the right to deny the adjustment to any account holder and to amend or terminate the credit adjustment program.

**Options Customers.** Each transaction confirmation previously delivered to you contains full information about commissions and other charges. If you require further information, please contact your broker-dealer.

Assignments of American and European-style options are allocated among customer short positions pursuant to a random allocation procedure, a description of which is available upon request. Short positions in American-style options are liable for assignment at any time. The writer of a European-style option is subject to exercise assignment only during the exercise period. You should advise your broker-dealer promptly of any material change in your investment objectives or financial situation. **Splits, Dividends, and Interest.** Expected stock split, next dividend payable, and next interest payable information has been provided by third parties and may be subject to change. Information for certain securities may be missing if not received from third parties in time for printing. NFS is not responsible for inaccurate, incomplete, or missing information. Please consult your broker-dealer for more information about expected stock split, next dividend payable, and next interest payable for certain securities.

**Equity Dividend Reinvestment Customers.** Shares credited to your brokerage account resulted from transactions effected as agent by either: 1) Your broker-dealer for your investment account, or 2) through the Depository Trust Company (DTC) dividend reinvestment program. For broker-dealer effected transactions, the time of the transactions, the exchange upon which these transactions occurred and the name of the person from whom the security was purchased will be furnished upon written request. NFS may have acted as market maker in effecting trades in 'over-the-counter' securities.

**Retirement Contributions/Distributions.** A summary of retirement contributions/distributions is displayed for you in the activity summary section of your statement. **Income Reporting.** NFS reports earnings from investments in Traditional IRAs, Rollover IRAs, SEP-IRAs and, Keoghs as tax-deferred income. Earnings from Roth IRAs are reported as tax-free income, since distributions may be tax-free after meeting the 5 year aging requirement and certain other conditions. **A financial statement** of NFS is available for your personal inspection at its office or a copy of it will be mailed to you upon your written request.

**Statement Mailing.** NFS will deliver statements by mail or, if applicable, notify you by e-mail of your statement's availability, if you had transactions that affected your cash balances or security positions held in your account(s) during the last monthly reporting period. At a minimum, all brokerage customers will receive quarterly statements (at least four times per calendar year) as long as their accounts contain a cash or securities balance.

**Sales Loads and Fees.** In connection with (i) access to, purchase, sale, exchange or redemption of, and/or maintenance of positions in mutual funds, ETFs and other investment products such as alternative investments or private placements ("funds") or (ii) infrastructure needed to support such funds, some funds, or their investment

priced at par value, may differ from its purchase price and may not closely reflect the value at which the security may be sold or purchased based on various market factors. Investment decisions should be made only after consulting your broker-dealer.

**Estimated Annual Income (EAI) & Estimated Yield (EY)**- EAI for fixed income is calculated using the coupon rate. For all other securities, EAI is calculated using an indicated annual dividend (IAD). The IAD is an estimate of a security's dividend payments for the next 12 months calculated based on prior and/or declared dividends for that security. EY reflects only the income generated by an investment and not changes in its price which may fluctuate. Interest and dividend rates are subject to change at any time and may be affected by current and future economic, political and business conditions. EAI and EY are estimates only and may include return of principal and/or capital gains, which would render them overstated. EAI and EY are provided for informational purposes only and should not be used or relied on for making investment, trading or tax decisions. EAI and EY are based on data obtained from information providers believed to be reliable, but no assurance can be made as to accuracy, timeliness or completeness.

affiliates, pay your introducing broker dealer and/or NFS sales loads and 12b-1 fees described in the Offering Materials as well as additional compensation for shareholder services, start-up fees, platform support and maintenance, and marketing, engagement and analytics programs. Additional information about the source(s) and amount(s) of compensation as well as other remuneration received by FBS or NFS will be furnished to you upon written request. At time of purchase fund shares may be assigned a load, transaction fee or no transaction fee status. At time of sale, any fees applicable to your transaction will be assessed based on the status assigned to the shares at time of purchase. **Margin.** If you have applied for margin privileges and been approved, you may borrow money from NFS in exchange for pledging the assets in your account as collateral for any outstanding margin loan. The amount you may borrow is based on the value of securities in your margin account, which is identified on your statement. If you have a margin account, this is a combined statement of your margin account and special memorandum account other than your non-purpose margin accounts maintained for you under Section 220.5 of Regulation T issued by the Board of Governors of the Federal Reserve Board. The permanent record of the separate account, as required by Regulation T, is available for your inspection upon request.

**NYSE and FINRA.** All transactions are subject to the constitution, rules, regulations, customs, usages, rulings and interpretations of the exchange market and its clearing house, if any, where the transactions are executed, and of the New York Stock Exchange (NYSE) and of the Financial Industry Regulatory Authority ("FINRA"). The FINRA requires that we notify you in writing of the availability of an investor brochure that includes information describing FINRA Regulation's BrokerCheck Program ("Program"). To obtain a brochure or more information about the Program or FINRA Regulation, contact the FINRA Regulation BrokerCheck Program Hotline at (800) 289-9999 or access the FINRA's web site at [www.finra.org](http://www.finra.org). **FINRA Rule 4311** requires that your broker-dealer and NFS allocate between them certain functions regarding the administration of your brokerage account. The following is a summary of the allocation services performed by your broker-dealer and NFS. A more complete description is available upon request. **Your broker-dealer is responsible for:** (1) obtaining and verifying brokerage account information and documentation, (2) opening, approving and monitoring your brokerage account, (3) transmitting timely and accurate orders and other instructions to NFS with respect to your brokerage account, (4) determining the suitability of investment recommendations and advice, (5) operating, and supervising your brokerage account and its own activities in compliance with applicable laws and regulations including compliance with margin rules pertaining to your margin account, if applicable, and (6) maintaining required books and records for the services that it performs. **NFS shall, at the direction of your broker-dealer:** (1) execute, clear and settle transactions processed through NFS by your broker-dealer, (2) prepare and send transaction confirmations and periodic statements of your brokerage account (unless your broker-dealer has undertaken to do so). Certain securities pricing and descriptive information may be provided by your broker-dealer or obtained from third parties deemed to be reliable, however, this information has not been verified by NFS, (3) act as custodian for funds and securities received by NFS on your behalf, (4) follow the instructions of your broker-dealer with respect to transactions and the receipt and delivery of funds and securities for your brokerage account, and (5) extend margin credit for purchasing or carrying securities on margin. Your broker-dealer is responsible for ensuring that your brokerage account is in compliance with federal, industry and NFS margin rules, and for advising you of margin requirements. NFS shall maintain the required books and records for the services it performs. **Securities in accounts carried by** NFS are protected in accordance with the Securities Investor Protection Corporation ("SIPC") up to \$500,000. The \$500,000 total amount of SIPC protection is inclusive of up to \$250,000 protection for claims for cash, subject to periodic adjustments for inflation in accordance with terms of the SIPC statute and approval by SIPC's Board of Directors. NFS also has arranged for coverage above these limits. Neither coverage protects against a decline in the market value of securities, nor does either coverage extend to certain securities that are considered ineligible for coverage. For more details on SIPC, or to request a SIPC brochure, visit [www.sipc.org](http://www.sipc.org) or call 1-202-371-8300. Funds used to purchase or sweep to a bank deposit are SIPC protected until deposited to a Program Bank at which time funds may be eligible for FDIC insurance. Assets Held Away, commodities, unregistered investment contracts, futures accounts, loaned securities and other investments may not be covered. Precious metals are not covered by SIPC protection. Mutual funds and/or other securities are not backed or guaranteed by any bank, nor are they insured by the FDIC and involve investment risk including possible loss of principal.

**End of Statement**

**722239.10.0**

**Fifth Third Securities, Inc.**

Account carried with National Financial Services LLC, Member  
NYSE, SIPC

MN\_CEBPDHTCBBLWTQN\_BBBBB 20230731

# CRYSTAL LAKE BANK

& TRUST COMPANY, N.A.®

A WINTRUST COMMUNITY BANK

9801 W. Higgins, Box 32, Rosemont, IL 60018

372 TWS600CL080123083730 01 000000000 8 002



CRYSTAL LAKE PARK DISTRICT  
WAYNE HUMMER TR CO, CUSTODIAN  
ONE E CRYSTAL LAKE AVE  
CRYSTAL LAKE IL 60014-6101

Last Statement:  
Statement Ending:  
Page:

June 30, 2023  
July 31, 2023  
1 of 1

## Customer Service



**Customer Support:**  
815-479-5200



**Branch Hours of Operation:**  
Mon-Fri 8:30 am - 5:00 pm  
Saturday 9:00 am - 1:00 pm

**Customer Contact Center Hours:**  
Mon - Fri 7:00 am - 8:00 pm  
Saturday 7:00 am - 5:00 pm



**Access Your Account Online:**  
[www.crystallakebank.com](http://www.crystallakebank.com)

## MAXSAFE PUBLIC FUNDS MMDA

Account Number: XXXXXX8044

### Balance Summary

<b>Beginning Balance as of 07/01/23</b>	<b>\$3,275,706.43</b>
+ Deposits and Credits (1)	\$14,915.59
- Withdrawals and Debits (0)	\$0.00
<b>Ending Balance as of 07/31/23</b>	<b>\$3,290,622.02</b>
Analysis or Maintenance Fees for Period	\$0.00
Number of Days in Statement Period	31

### Earnings Summary

Interest for Period Ending 07/31/23	\$14,915.59
Interest Paid Year to Date	\$91,830.10
Annual Percentage Yield (APY)	5.49%
Number of Days for APY	31
Average Balance for APY	\$3,275,706.43

### Interest Rates

Date	Interest Rate	Date	Interest Rate	Date	Interest Rate	Date	Interest Rate
Jun 30	5.299%	Jul 12	5.335%	Jul 19	5.353%	Jul 26	5.377%
Jul 05	5.293%	Jul 13	5.341%	Jul 20	5.359%	Jul 27	5.419%
Jul 06	5.310%	Jul 14	5.345%	Jul 21	5.376%	Jul 28	5.486%
Jul 07	5.325%	Jul 17	5.348%	Jul 24	5.381%	Jul 31	5.522%
Jul 10	5.320%						

### Credits

Date	Description	Additions
Jul 31	INTEREST CREDIT	\$14,915.59

### Daily Balances

Date	Balance	Date	Balance
Jun 30	\$3,275,706.43	Jul 31	\$3,290,622.02



372 0001422 0001-0001 0000000000000000

40 Grant Street  
Crystal Lake, Illinois 60014

RETURN SERVICE REQUESTED

CRYSTAL LAKE PARK DISTRICT  
MONEY MARKET  
1 E CRYSTAL LAKE AVE  
CRYSTAL LAKE IL 60014-6101

## Managing Your Accounts

	Branch Name	Home State Bank, N.A. (Main Facility)
	Phone Number	(815) 459-2000
	Mailing Address	40 Grant Street Crystal Lake, Illinois 60014
	Online Access	<a href="http://www.homestateonline.com">www.homestateonline.com</a>

## Summary of Accounts

Account Type	Account Number	Ending Balance
STATE POLITICAL MONEY MARKET	XXXX7402	\$5,490,799.86

## STATE POLITICAL MONEY MARKET-XXXX7402

### Account Summary

Date	Description	Amount
07/01/2023	Beginning Balance	\$5,479,955.55
	1 Credit(s) This Period	\$10,844.31
	0 Debit(s) This Period	\$0.00
07/31/2023	Ending Balance	\$5,490,799.86

### Interest Summary

Description	Amount
Interest Earned From 07/01/2023 Through 07/31/2023	
Annual Percentage Yield Earned	2.35%
Interest Days	31
Interest Earned	\$10,844.31
Interest Paid This Period	\$10,844.31
Interest Paid Year-to-Date	\$76,269.76
Average Ledger Balance	\$5,479,955.55

### Account Activity

Post Date	Description	Debits	Credits	Balance
07/01/2023	Beginning Balance			\$5,479,955.55
07/31/2023	INTEREST		\$10,844.31	\$5,490,799.86
07/31/2023	Ending Balance			\$5,490,799.86

### Daily Balances

Date	Amount
07/31/2023	\$5,490,799.86

for the period of: July 1, 2023 - July 31, 2023



Investor Services: (800) 947-8479



Internet: www.illinoisfunds.com

CRYSTAL LAKE PARK DIST  
1 E CRYSTAL LAKE AVE  
CRYSTAL LAKE IL 60014-6101

000159

## Portfolio at-a-Glance

Portfolio Value Beginning 07/01/2023	\$1,104,704.14
+ Purchases	\$0.00
- Withdrawals	\$0.00
Portfolio Value Ending 07/31/2023	\$1,109,686.39

## Portfolio Summary

Account Number	Fund Name	Shares	Share Price	Market Value on 07/31/2023	% of Account Holdings
<del>719312749</del> CRYSTAL LAKE PARK DIST	Illinois LGIP	1,109,686.390	\$1.00	\$1,109,686.39	100.0%

## Account Transactions

Account Number	Trade Date	Transaction Description	Dollar Amount	Share Price	Shares this Transaction	Total Shares Owned
<del>719312749</del> Illinois LGIP/5000		Beginning Balance as of 07/01/2023	\$1,104,704.14	\$1.00		1,104,704.140
CRYSTAL LAKE PARK DIST	07/31/23	INCOME REINVEST	\$4,982.25	\$1.00	4,982.250	1,109,686.390
		Ending Balance as of 07/31/2023	\$1,109,686.39	\$1.00		1,109,686.390
Distributions:      Dividends      Cap Gains						
		REINVEST      REINVEST				

## Account Earnings Summary

Account Number	Fund Name	Capital Gains	Income Distributions	Period to Date	Year to Date
<del>719312749</del> CRYSTAL LAKE PARK DIST	Illinois LGIP	\$0.00	\$4,982.25	\$4,982.25	\$30,692.63
	<b>Total Portfolio</b>	<b>\$0.00</b>	<b>\$4,982.25</b>	<b>\$4,982.25</b>	<b>\$30,692.63</b>





## Account Statement - Transaction Summary

For the Month Ending **July 31, 2023**


### CRYSTAL LAKE PARK DISTRICT - GENERAL FUND - xx54

Illinois Portfolio, IPDLAF+ Class	
Opening Market Value	2,948,119.24
Purchases	12,532.20
Redemptions	0.00
Unsettled Trades	0.00
Change in Value	0.00
<b>Closing Market Value</b>	<b>\$2,960,651.44</b>
Cash Dividends and Income	12,532.20

Asset Summary		
	July 31, 2023	June 30, 2023
<b>Illinois Portfolio, IPDLAF+ Class</b>	2,960,651.44	2,948,119.24
<b>Total</b>	<b>\$2,960,651.44</b>	<b>\$2,948,119.24</b>

Asset Allocation	
Illinois Portfolio, IPDLAF+ Class	100.00%







## Account Statement

For the Month Ending **July 31, 2023**

**CRYSTAL LAKE PARK DISTRICT - GENERAL FUND - xx54**

Trade Date	Settlement Date	Transaction Description	Share or Unit Price	Dollar Amount of Transaction	Total Shares Owned
<b>Illinois Portfolio, IPDLAF+ Class</b>					
<b>Opening Balance</b>					<b>2,948,119.24</b>
07/31/23	08/01/23	Accrual Income Div Reinvestment - Distributions	1.00	12,532.20	2,960,651.44
<b>Closing Balance</b>					<b>2,960,651.44</b>

	Month of July	Fiscal YTD July-July
<b>Opening Balance</b>	2,948,119.24	2,948,119.24
<b>Purchases</b>	12,532.20	12,532.20
<b>Redemptions (Excl. Checks)</b>	0.00	0.00
<b>Check Disbursements</b>	0.00	0.00
<b>Closing Balance</b>	<b>2,960,651.44</b>	<b>2,960,651.44</b>
<b>Cash Dividends and Income</b>	12,532.20	12,532.20

<b>Closing Balance</b>	2,960,651.44
<b>Average Monthly Balance</b>	2,948,523.50
<b>Monthly Distribution Yield</b>	5.01%

Call to Order:

President Anderson called the meeting to order at 6:30 PM.

Executive Director Herbster announced that moving forward, the Park Board meetings will be broadcast.

Commissioners Present:

Cathy Cagle, Jason Heisler, Michael Jacobson, Karen Johnson, Linda Matthias, Sarah Michehl, Eric Anderson

Legal Counsel: Scott Puma, Ancel, Glink, Diamond, Bush, DiCianni and Krafthefer, P.C.

Staff: Jason Herbster, Executive Director, Erik Jakubowski, Superintendent of Park Services, Amy Olson Manager of Park Planning and Development, Tina Becke, Superintendent of Business Services, Kurt Reckamp, Superintendent of Recreation Programs and Facility Services, Anne Sandor, Recording Secretary

Citizens: Sheree Lavelle, Bob and Diane Miller, Laurie Obermeier, Kim Hankins, Bob Buelow, Joe La Monica, Vince Mosca and Jeremy Husnik, Hey and Associates

Pledge of Allegiance: The Pledge of Allegiance was recited.

Approval of Agenda:

Commissioner Cagle moved to approve the agenda, as presented. Seconded by Commissioner Matthias. All were in favor.

Matters from the Public: None.

Bob Miller distributed pictures showing that the lights were on at the driving range and said there was not anyone at the driving range during the time the lights were on. He expressed concern about the cost of lights and suggested the district buy a weed harvester that will benefit more residents than the lights at the driving range.

Sheree Levelle expressed concerns of safety and that she is worried about children playing in the channel of the lake due to the amount of muck in that area. She distributed photos showing 18" of muck in the channel. She said she contacted the District to request dredging the channel and she has not received a response. Commissioner Anderson said the Board will discuss the issue.

Kim Henkins expressed concerns about the health of the lake and asked the Board to reconsider the purchase of a weed harvester. She asked the Board to spend more time to determine if this is the best path for Crystal Lake, economically, and financially.

Unfinished Business:

Weed Harvester (Hey and Associates)

Vince Mosca and Jeremy Husnik, Hey and Associates were present at the meeting to provide information and answer questions on weed harvesters. Mr. Mosca said he was not asked for a recommendation on which harvester to purchase. Mr. Mosca noted the weeds at West Bay have been an issue over the years. He cautioned that too much harvesting of the eel grass can cause other plants to grow. He stated he has not seen this particular harvester in action. He suggested the District request a trial run prior to buying, to check the performance of the harvester and run through weed beds to see how it will pick up floaters and if it meets the goals of the Park District.

Commissioner Jacobson expressed concerns regarding imbalance of lake for fishing, plant decomposition, phosphorus and the expansion of the biomass in the lake. Jacobson asked if information on harvesting in Wauconda was received. Mosca said there is not a huge amount of phosphorus in the lake; the plants hold 92% of water. Director Herbster answered that milfoil harvesting is done seven days per week beginning in April and ending in November in Wauconda's Bangs Lake. Jacobson suggested looking into a lease option.

Commissioner Cagle noted from all the questions and answers she understood this is not about the health of the lake and the weeds are nature and little to no effect on the ecology of the lake. The District has dedicated itself to lake ecology. Safety issues should go to the Lake Safety Committee for swimming and boating safety issues. The Park District has upheld its responsibility to lake ecology. No one is looking at all of the lake. She suggested inviting the City of Crystal Lake and the Village of Lakewood to work together to look at all of the issues on the lake and moved to table the issue to the next Committee Meeting of the Whole to discuss how to bring together all agencies involved in the lake to meet to discuss these issues for the best interest of the lake.

The consultants have told us the lake ecology is good. Harvesting thick beds will make for better fishing,

Commissioner Anderson stated the weeds and the number of boaters on the lake are safety issues and the District should invest in the purchase of a harvester for all lake users. If the Park District takes the lead, the City and Village of Lakewood will join in. The District owns the lake bottom and is committed to making it better for the users.

Mr. Mosca stated moving forward a realistic boating/harvesting plan needs to be in place prior to the purchase of a harvester. Commissioner Anderson stated he did not feel there is a risk. Cagle noted two full-time staff will be needed to operate the harvester. Anderson stated harvesting will not be done daily and didn't feel that two full-time staff will not be needed.

Commissioner Johnson asked if the piece of equipment is needed and expressed concerned about wasting money. Johnson stated that she is concerned with purchasing equipment that may not be needed.

Commissioner Michehl expressed she was not convinced this type of equipment is the answer, the math has not been worked out and suggested looking at different options.

Commissioner Cagle asked about harvesting weeds at the Main and West beaches? Executive Director Herbster said that a complete kill is done prior to beach season at the beaches. Superintendent Jakubowski addressed the operation of the surf rake equipment, and how it saves a lot of manpower work.

Listed below is the list of questions from the Park Board and answers provided by Hey and Associates.

1. The harvester that has been proposed for the CLPD to purchase is one that would pull weeds from the lakebed as opposed to cutting as the current contractor's machine does. What impacts, good and bad, would this pulling of the weeds have on the lakebed, lake, habitat, etc.? From our research and first-person conversations, the harvesting results have been mixed. The claim that the harvester "pulls the weeds out by the root and no fragments" has not always been verified in the field. Harvesting results have been very mixed and fragments have been seen. One lake in Wisconsin saw no root clusters on the harvested plants. Sounds like the front roller and roller bar mechanism doesn't always work as described and has mixed results in harvesting. May be related to a water "shock wave" in front of the harvester. The claim is intriguing as opposed to just mowing the plants off. But there are concerns about impacts to water quality (sediment suspension) during harvesting and then the void left from the uprooted plants as a vector for milfoil and curly leaf. Operating depth and efficiency are key. A few days long trial run to see if operation might be warranted but we cannot support an outright purchase without local testing.

2. Timing of removal – what would be the best time to remove the weeds in this manner? Simple answer is when the plants are mature enough to grab onto. That will relate to water depth, best operating depth and seasonal variation.

What happens if we do not harvest at all? West Bay will be troublesome for some people and access will be compromised. It's a relatively shallow part of the lake with fertile sediments. If floaters are really the issue for most folks, we should have a frank conversation on what causes most of the floaters, which we think isn't primarily the lake ecology. Eel grass can float/fragment on its own, but boat traffic is probably the biggest contributor. We may need to figure out a compromise and more aggressive 'boat traffic management plan" to promote better access without the perception that all of West Bay needs to be free of aquatic plants.

3. Would harvesting result in less chemical treatment? Chemical treatments would still be necessary and would not be reduced by much, especially for milfoil and curly leaf. They grow in deeper depths and the harvester would not likely be able to reach them and pull them out when desired.

Note: Also, there are many related issues that need to be addressed about buying and operating essentially a full-time harvesting operation. Staffing, insurance, training, storage, realistic goals, value to the overall lake and lake users

4. What are the best practices that lake property owners and users, including the Park District, can do to help maintain the overall health of the lake?

- a. Continued monitoring
- b. Control non-native plant species (generally with herbicide)
- c. Follow a hybrid approach to plant management
- d. Continue to keep shorelines clean
- e. Instruct lawn services to blow grass clippings and leaves away from the lake
- f. Continued education for best practices for lawn care and watershed protection
- g. Limit uncontrolled boat access in plant beds to limit fragments

5. Do decomposing weeds negatively affect the lake ecology?

Decomposing plants will create a mucky bottom over time, which is completely natural and in the end unavoidable. Aquatic plants have approximately 92% water content. So, the amount of actual plant material in any given year that decomposes is small but does accumulate over time.

6. Would the lake ecology benefit or suffer if the lake bottom is disturbed by native plants being uprooted?

Without being flippant, the issue of harvesting/uprooting the plant beds isn't a "lake ecology" issue. It's more a lake user experience issue.

On one hand, if the plant is indeed uprooted fully, the *nuisance (not invasive)* plant mass would potentially be reduced.

On the other hand, disturbing the lake bottom would cause short term turbidity and it may re-suspend nutrients back in the water column causing algal blooms.

Aquatic organism habitat may be compromised in the process of pulling the plants.

Our main concern is what new plant would fill the void left by the areas that are fully uprooted and devoid of plants. Genuine concern of creating opportunities for invasion by milfoil and curly leaf pondweed.

7. Is it possible to harvest too much eel grass? If yes, what might the consequences be?

Yes. Eelgrass is a desirable aquatic plant. Removing too much will produce a loss of habitat and again the potential for invasion by undesirable plants.

8. Are floating weed mats a safety hazard on the lake? If yes, what makes them hazardous and how often do they become hazardous? How well do current weed removal practices do with keeping the lake safe?

Yes, the mats are a safety hazard for open lake swimmers, but more so a nuisance to recreation and other lake uses.

9. If people could agree on just one thing that would keep weeds in the lake more manageable what would that be?

Continued herbicide/harvesting plan. No one thing will work as effectively as a hybrid approach.

Perhaps a more aggressive "boat traffic plan" to get a more desirable boating experience without the need to try to harvest large amounts of native plants.

Also, maybe a more organized approach to preventing/managing the floaters is warranted.

Some of the floaters are naturally occurring. It's likely that most of the fragments/floaters are caused by boat traffic. So, if we better manage boat traffic/access, maybe we can create a better recreational experience AND minimize floaters.

Commissioner Anderson moved to purchase the harvester that we are considering as soon as possible. Seconded by Commissioner Heisler.

Roll Call: Ayes: 4 (Heisler, Jacobson, Matthias, Anderson) Nays: 3 (Cagle, Johnson, Michehl)

Consent Agenda:

Commissioner Anderson moved to approve the following consent agenda item, as presented. Seconded by Commissioner Matthias.

- A. Approval: The Voucher Expenses for the month ending, June 30, 2023, in the amount of \$701,390.10.
- B. Approval: The Interim Voucher Expenses for the month ending June 31, 2023, in the amount of \$554,602.21.
- C. Accept: The Treasurer's Report for the month ending, June 30, 2023, in the amount of \$18,143,870.60.
- D. Approval: Regular Meeting Minutes 06.15.23
- E. Approval: Committee Meeting Minutes of the Whole 07.06.23
- F. Approval: Resolution 23.24.05 OSLAD Grant Della Street Park
- G. Approval: Ordinance 23.24.03 Della Street Park ROW Property Transfer
- H. Approval: On Angel's Wings Event Request

- I. Approval: Crystal Lake Soccer Federation Request
- J. Approval: Crystal Lake Chamber of Commerce Request
- K. Approval: Race Time -Jim M'Lady Race Event

Roll Call: Ayes: 7 (Heisler, Jacobson, Johnson, Matthias, Michehl, Cagle, Anderson) Nays: 0

Items Removed from Consent Agenda: None.

#### Business Items

- A. Approval: Resolution 23.24.06 Open Land ComEd Green Region Grant  
Commissioner Matthias moved to approve Resolution 23.24.06, Open Land ComEd Green Region Grants, as presented.  
Seconded by Commissioner Jacobson. All were in favor.
- B. Approval: Passenger Bus Purchase  
Commissioner Michehl moved to approve one 2024 Ford E-Series Passenger Buss for \$103,235, from National Auto Fleet Group, Sourcewell National Joint Purchase.  
Seconded by Commissioner Matthias.  
Roll Call: Ayes (7) Johnson, Matthias, Michehl, Cagle, Heisler, Jacobson, Anderson Nays: 0
- C. Approval: Haligus Road park Consulting Services -Archaeology Phase 1 Survey Consulting Services  
Commissioner Jacobson moved to accept the lowest responsive, responsible proposal submitted by Archaeology & Geomorphology Services in the amount of \$2,500.00.  
Seconded by Commissioner Michehl. All were in favor.
- D. Approval: Playground Resurfacing at Spoerl Park and Main Beach  
Commissioner Michehl moved to accept the lowest responsive, responsible proposal submitted by Hitchcock Design Group, in the amount of \$17,800.00.  
Seconded by Commissioner Johnson. All were in favor.
- E. Approval: Della Park Design Consulting Services  
Commissioner Matthias moved to accept Upland Design's professional services proposal in the amount of \$12, 700.00. Seconded by Commissioner Michehl. All were in favor.

#### Reports to the Board:

Executive Director, Jason Herbster

- Levy discussion will begin at the Committee of the Whole meeting on August 3, 2023.
- Clarified the statement made by Mr. Bob Miller, resident, about the cost of the lights at the driving range was not \$100,000. A grant was received, and the District paid under \$15,000 to cover the costs.
- The City Inspector has been out to read the five banks of lights at the Driving Range and the Park District is not in violation of the City Ordinance. The City Ordinance allows the lights to remain on until 10:00pm. Superintendent Reckamp noted the lights will be turned off when not in use and will be on when needed in compliance within the City Ordinance.

Superintendent of Business Services, Tina Becke

- The District has been awarded the Certificate of Achievement for Excellence in Financial Reporting award for the 2021-22 fiscal year.
- New Hire: Rocio Arreola-Escutia, Human Resources Manager was hired on July 11.
- Retirement: Kim Dunn, Accounts Receivable, retired on July 14, 2023. Interviews for the position have taken place.

Superintendent of Park Services, Erik Jakubowski

- Seasonal staff are returning back to school.
- Erik and Jason Herbster took a tour of the lake. Jason said the lake looked great for this time of the year.

Manager of Park Planning and Development, Amy Olson

- The Racket Club Court Replacement project is going well. The concrete needs to be cured for the next couple of weeks before they are ready for play.
- A survey to the community will be sent for a theme for the playground resurfacing at Main Beach.

Superintendent of Recreation Programs and Facility Services, Kurt Reckamp

- Summer programs are ending, and the summer staff are returning to school.
- Concerts with the CL Library were a big hit this summer and staff look forward to continuing to work with the Library and these events.

Matters from the Board:

Commissioner Eric Anderson

- Noted the driving range lights were on at 8:30pm on Wednesday, July 19 and did not notice anyone at the range. He asked to remind staff to turn the lights off when no one is using the range.
- Channel Discussion: Executive Director Herbster noted the Park District does not own the channel. There was an issue in the past with a contractor and a project at Lippold Park that discharged silt into the channel. The District did pay to dredge that area. Hey and Associates has installed a monitor on the storm water outlet. There have been minimal readings due to the drought and there has been clean water moving from Lippold to the Channel. The District will continue monitoring and Executive Director Herbster will reach out to the homeowners.
- Requested an easier format for the voucher reports.

Commissioner Jason Heisler

- Asked if there had been any complaints about parking at Main Beach. Executive Director Herbster responded that he had not received any complaints. On Sunday, July 2, a few complaints were received, as the grass area beyond the parking lot was closed during the parade and fireworks display. Closing this area made it easier for traffic flow after the event. Heisler asked if there were plans to expand the parking lot at the ballfield. Herbster answered no because that the area is a flood plain.

Commissioner Sarah Michehl

- Noted she has been out to Lippold Park multiple times and noticed that the lights at the driving range have been turned off.

Adjourn:

Commissioner Anderson adjourned the meeting at 7:51PM.

Approve: \_\_\_\_\_ Attest: \_\_\_\_\_  
 President Secretary

Call to Order:

Vice – President Michehl called the meeting to order at 6:30 PM.

Roll Call:

Commissioners Present: Cathy Cagle, Jason Heisler, Michael Jacobson, Karen Johnson, Linda Matthias, Sarah Michehl

Commissioners Absent: Eric Anderson

Legal Counsel: Scott Puma, Ancel, Glink, Diamond, Bush, DiCianni and Krafthefer, P.C.

Staff: Jason Herbster, Executive Director, Erik Jakubowski, Superintendent of Park Services, Amy Olson Manager of Park Planning and Development, Tina Becke, Superintendent of Business Services, Kurt Reckamp, Superintendent of Recreation Programs and Facility Services, Anne Sandor, Recording Secretary

Pledge of Allegiance: The Pledge of Allegiance was recited.

Citizens: Richard Jackim, Jim Bates, Sports Club Advisors, Inc.

Approval of Agenda

Commissioner Cagle moved to approve the agenda, as amended. Seconded by Commissioner Jacobson. All were in favor.

Matters from the Public: None

Discussion Items

A. The Racket Club Financial and Operational Assessment – Rich Jackim and Jim Bates

Mr. Jackim noted he was impressed with the well-run facility and the professional staff. Overall, The Racket Club is a remarkable asset for the Crystal Lake Community, and it is accomplishing the vision and the goal of the Park District; to provide a valuable service and resource for the community. It is rare for a community to have such a facility. He encouraged the District to focus on improvements and to promote appropriately and said it would be a shame to sell it and the District should do all it can do to keep it.

Mr. Jackim gave a review of the financial and operational assessment highlighting the following recommendations.

1. The non-resident membership dues are not where they should be. The fees should be compared to for-profit clubs and increased on an annual basis. Increase the dues each year until they are comparable to for-profit clubs.
2. Even with proposed price increases, the strategy is a little disconnected. Some services are increased, and some are not getting increased at all. Plan on 3% inflation and at least 5% increases per year to dues and all fees so customers are accustomed to regular annual price increases was suggested. Need to look at a strategy to increase fees across the board, as if managing a for-profit club.
3. Build better experiences for the community and members of Club. Invest in a professional tennis staff. There are some dedicated staff members that do an exceptional job, but a lot rests on their shoulders. There are some part-time staff running recreational programs.



4. The District needs to have motivated staff that have a clear understanding of all aspects of tennis. An incentive program to improve the professional tennis staff was suggested. This can be done by developing an incentive-based compensation program that will motivate staff to help increase membership. Adding fitness programs, i.e., Silver Sneakers/One Pass programs can potentially benefit the Club.
5. Develop/format pathways for all tennis programs, from youth to adult to competitive programming.
6. Do more to incorporate Pickle Ball.

#### Board Questions/Concerns

Commissioner Cagle asked about the comment in regard to experiencing a Covid Bump with 80% usage rate that could fall and could be vulnerable if key staff fell. Mr. Jakim stated the District needs to develop more professional tennis staff that is able to engage the community, promote programs and develop retention. Now is the right time to increase pricing, and do it fairly, by using a percent base increase.

Cagle asked if the reception area and locker rooms needed to be remodeled. Jackim stated the interior of the club is good and recommended deferring some of the scheduled capital expenses for 3-5 years. He noted the outdoor shed is not used and needs repairs.

Commissioner Jacobson asked if the non-resident rates are raised too much, could this cause the Club to lose it's members. Mr. Jackim stated as long as the fee is lower that the private for-profit club, the members will stay.

Commissioner Cagle said the new software program will be greatly received by the members and asked if it was common for members to have charges on account. Mr. Jackim stated the members will enjoy using this system, and it is common and noted the ACH program will save 1.5% on credit card fees. Superintendent Becke asked about the financial reporting portion of the software and ability to upload to the Incode software. Jackim said it is a QuickBooks export-input system and the program would need to be customized to the District's system.

Commissioner Cagle asked how often a tennis club brings in consultants. Jackim said there is a gap between larger clubs and mom/pop run clubs. Larg clubs have staff in-house that do this work. Reviews are done on a case-by-case basis as these facilities are very different.

Commissioner Cagle noted there were huge changes proposed. Where does the Club fall compared to other clubs. Mr. Jackim noted that currently the Club is not profitable. Once the proposed changes are made, the Club could see a profit \$300,000 net income in approximately four years. The Club will then be compared to other clubs in the mid-range profitability.

Commissioner Michehl noted the significant infrastructure investment, i.e., court replacement investment taking 20 years to recoup costs. Mr. Jackim noted investing in staff and generating revenue is the best way to get the biggest return on investment.

Commissioner Cagle asked if pensions is determined. Cost benefits were not studied.

Commissioner Matthias noted by adding programs and amenities for the older members will justify the need for membership increases. She asked about the employee incentive program. Mr. Bates stated staff would work to retain and bring in memberships and receive a commission-type incentive. Cagle asked if the District could have this program. Puma stated this is common practice in the field. The tennis-based software could track the incentive program. The Board thanked Mr. Jackim and Mr. Bates for their presentation and commended them on their report.

Executive Director Herbster stated staff will review the report and determine what will work for the Club. The software needs will be reviewed to be sure it can load in to the current accounting software. Commissioner Michehl stated there is room for improvement to serve the residents and to make things easier on staff. Superintendent Reckamp stated there are fair points noted in the report and there are some things that may not work to improve the customer experience or improve profitability. Staff will review the reports and will be looking at options to improve operations and finances. Director Herbster agreed with the suggestion of annual incremental increases across the board.

Cagle noted that the reason the study was done was because the Board was told the members would not agree with a \$1 increase, that financially the Club was not an investment and there was question on whether or not to keep the Club. Executive Director Herbster stated staff made changes five or six years ago due to financial reasons, and these changes provided a positive impact to the bottom line. Staff implemented the non-resident fees and have heard very little from the non-residents. Commissioner Michehl suggested not to be afraid of increases and would like to see a plan based on the recommendations of the study and from staff. Herbster agreed and suggested re-evaluating the organizational structure. Cagle suggested staff include implementing the software should be a priority. Executive Director agreed and staff will research the software suggested by the consultant to determine its compatibility to the Club.

Commissioner Cagle requested the plan be presented to the Board at a Committee Meeting of the Whole. Executive Director suggested it be submitted with the annual fee schedule in November.

Commissioner Structure and participant retention was discussed. Reckamp suggested this could lead to implementing a commission program across the whole district.

Commissioner Johnson asked if people go to the club for recreation or do they seek tennis pro instruction and if it necessary to bring in more pros. Reckamp answered they want both. The lack of space is a struggle and juggling schedules are challenging. Commissioner Cagle stated the District needs to determine a goal for the Club; is it more competitive or recreational. Director Herbster stated that the District is here to provide for all levels.

Commissioner Cagle asked about the noise at pickle ball courts at Spoerl. The sound proofing cost of fencing and mats were discussed. Attorney Puma is working with other agencies on sound proofing courts and will share information. Michehl suggested integrating pickle ball at the Racket Club and in other parks.

Amy Olson reported that she has received many calls for additional pickleball courts and will hold community meetings when resurfacing or installing courts to see if adding pickleball courts would be a good choice for specific locations.

The Board requested staff review the recommendations and present a plan to the Board.

#### B. D47 Facility Intergovernmental Agreement Renewal

Commissioner Cagle requested adding playground funding to the agreement. Herbster suggested not including playground funding in the facility use agreement as he will be meeting with the D47 Superintendent to discuss playgrounds.

The Board agreed to place the IGA renewal on the consent agenda for approval at the August 17, 2023, Regular Park Board meeting.

- C. McHenry County Division of Transportation -Randall Road from Polaris Drive/Acorn Lane to Ackman Road Winding Creek Bike Path 4(f) Impacts  
Executive Director Herbster noted that there will need to be an intergovernmental agreement made with the City for use of the right-of way.

The Board agreed to place the approval of the project on the consent agenda for approval at the August 17, 2023, Regular Park Board meeting.

- D. Outdoor Tennis/Basketball Court Conditions  
Manager Olson reported that the conditions of the tennis/basketball courts at Brighton Oaks, Four Colonies, Sam Johns, Woodscreek and Woodland Estates parks are due to be replaced. The courts are playable due to crack fill maintenance, but the crack fill only lasts approximately six months. Executive Director Herbster noted the courts need to be fully reconstructed costing between \$115,000 and \$179,000 per court.

The Board discussed holding community input meetings to determine the need for courts at each park and agreed to review the National Standards for park amenities. Herbster suggested informing the community of the challenges at the input meetings.

Commissioner Michehl noted the importance of maintaining what we have and asked that the Board be informed of these types of projects. She suggested the Board keep these projects in mind when discussing the tax levy.

Manager Olson noted that there will be a community input meeting for the renovation of Della Street Park on August 16. A survey is also available online for Della Street. Summer campers have been surveyed on a theme design for the re-surfacing project at Main Beach playground.

- E. IPRA Environmental Report Card  
Executive Director Herbster reported that the District received a good score on the Environmental Report Card, and noted these are best practices for the Distinguished Accreditation review. Moving forward, Preston Skultety, Natural Resources Manager and the Environmental Committee members will continue to work in areas to approve upon.

Policy 11.1, Environmental Policy, was distributed to the Board. Commissioner Cagle requested that this policy be revised and brought up to date. Manager Skultety and the Environmental Committee will review this policy and it will be presented to the Park Board for approval at a future meeting.

- F. Lake Harvester Update  
Superintendent Jakubowski reported that the required payment has been sent to Weeder's Digest, and the weed harvester is scheduled for delivery next week. Current staff will be trained on the equipment. Commissioner Cagle asked where the harvester will be stored. Jakubowski stated there are multiple storage areas. Cagle asked about the harvesting schedule. Staff will be working with Hey and Associates on a schedule. Commissioner Michehl asked if additional staff will need to be hired. Jakubowski answered the decision has not been determined.

Direction Items

A. Tax Levy

Executive Director Herbster reviewed the levy process. A capital project list was distributed showing expenses amounting to \$6,890,000.00 being needed to cover all projects listed. He noted a total of \$996,000.00 is needed for the Main Beach parking lot reconstruction project.

Executive Director Herbster attended the Cost Recovery Certification program in March, which it was made clear the surplus fund balance is necessary and common in completing capital projects. Taxes and debt issuance can also be used.

Truth and Taxation 105% rule and public notice were discussed.

Last year the District levied 4%. The Board discussed the needs and agreed to levy for 5% plus new growth. Superintendent Becke will draft a model to present to the Board to review at the Committee of the Whole meeting in September.

B. Flock Camera Safety Proposal

Executive Director Herbster noted the license plate reader cameras would be placed in the more popular parks, i.e., Lippold Park and Veteran Acres Park. The Board agreed the cameras were not needed and denied the proposal to purchase the Flock Safety LPR Cameras.

Matters from the Board:

Commissioner Karen Johnson attended the Band Shell dedication for the Parks Initiative Foundation. She said the committee members were pleased.

Commissioner Michehl noted there was a huge turn out for the Babe Ruth Iron Man tryouts. She said that showed her that it is well worth investing in the ball fields.

Commissioner Matthias reported that a co-worker of hers commended Facility Supervisor, Antony Mores for his work on accommodating them at their facility rental.

Adjourn:

Commissioner Matthias adjourned the meeting at 8:24pm. Seconded by Commissioner Cagle. All were in favor.

Approve: \_\_\_\_\_ Attest: \_\_\_\_\_

President

Secretary



## MEMORANDUM

**DATE:** August 4, 2023

**TO:** Park Board of Commissioners

**FROM:** Jason Herbster – Executive Director

**SUBJECT:** Renewal of the Crystal Lake Park District/Community Consolidated School District 47 Facility/Park Use Intergovernmental Agreement

---

In 2016, the Crystal Lake Park District and Community Consolidated School District 47 entered into a Facility / Park Intergovernmental Agreement (IGA). In summary, the IGA allows District 47 to use Crystal Lake Park District parks and facilities free of charge unless staff are to be brought in specifically for the District 47 function. The IGA allows the Crystal Lake Park District to use District 47 facilities and fields free of charge unless staff are brought in specifically for the Crystal Lake Park District function.

The current IGA is set to expire in August of 2023. Staff of both agencies are pleased with how the IGA has functioned to the benefit of both agencies and the community we jointly serve. Staff at both District 47 and the Crystal Lake Park District are excited to continue providing the best use of our taxpayer's resources for the entire community through this Intergovernmental Agreement. Both agencies have reviewed the document and are not proposing any changes.

### **RECOMMENDATION:**

Staff recommends that the Park Board of Commissioners approve the Facility/Park Use Intergovernmental Agreement between Community Consolidated School District 47 and the Crystal Lake Park District, as presented.

*Serving the Residents of Crystal Lake and Lakewood*

1 E. CRYSTAL LAKE AVE CRYSTAL LAKE IL 60014 815.459.0680 CRYSTALLAKEPARKS.ORG

EXPLORE | PLAY | EXPERIENCE

**INTERGOVERNMENTAL AGREEMENT FOR THE USE OF FACILITIES BY AND BETWEEN  
THE BOARD OF EDUCATION OF COMMUNITY CONSOLIDATED SCHOOL DISTRICT NO.  
47, MCHENRY COUNTY, ILLINOIS, AND  
THE CRYSTAL LAKE PARK DISTRICT, MCHENRY COUNTY, ILLINOIS**

THIS AGREEMENT, made as of the effective date set forth in Section 5.H of this Agreement, is by and between the Board of Education of Community Consolidated School District No. 47, a unit of local government located in McHenry County, Illinois (hereinafter referred to as the "School District" and the Crystal Lake Park District, a unit of local government located in McHenry County, Illinois (hereinafter referred to as the "Park District").

**WITNESSETH:**

**WHEREAS, the** Illinois Constitution of 1970 and the Intergovernmental Cooperation Act of the State of Illinois, 5 ILCS 22011 et seq, encourage cooperation between units of local government for matters of mutual concern; and

**WHEREAS, the** Park District and the School District have mutually determined that it would be in the best interests of the residents of their respective districts for the Park District to use gym, auditorium, classroom, and meeting room space during hours when schools are not being used for School District purposes, but are available for community recreation activities sponsored by the Park District; and

**WHEREAS the** School District owns certain property adjacent to schools and has determined that the Park District's use of said property when school is not in session is in the best interest of the residents of their respective districts; and

**WHEREAS, the** School District has determined that the Park District's use of certain facilities at the schools for community recreational activities during such time periods when said facilities are available, will not interfere with the School District's delivery of educational services to its students and residents; and

**WHEREAS the** Park District owns certain property and acknowledges that there is a need for the School District to utilize parks, fields, and facilities when school is in or out of session.

**NOW, THEREFORE, in** consideration of the foregoing and the mutual covenants and agreements as hereinafter set forth, the School District and the Park District agree as follows:

**SECTION 1: The above-stated recitals are incorporated by this reference.**

## SECTION 2. PARK DISTRICT USAGE OF SCHOOL FACILITIES

**Scope:** The terms, provisions and considerations of this Section shall apply to the Park District's use of schools indoor and outdoor facilities identified on Exhibit A attached hereto and made a part hereof (hereinafter referred to as the "School Facilities") to conduct its recreational activities in or at School Facilities during non-school hours at no cost except as provided herein. It is understood that the Park District shall receive the first opportunity to use School Facilities during non-school hours when not in conflict with School District events or School District contracted events for students. For purposes of this Agreement, "non-school hours" shall be defined as follows:

- A. **Weekdays:** From 4:00p.m. to 10:00 p.m., Monday through Friday throughout the school year.
- B. **Weekends:** Saturdays and Sundays from 8:00a.m. to 5:00p.m. throughout the school year. During this period, the Park District shall reimburse the School District any and all costs beyond regularly scheduled weekend work hours. For example, if custodial staff is required to work longer than scheduled due to a Park District activity, the Park District should reimburse the School District for those additional hours. From time to time there may also be days when the Park District desires to use School Facilities after 5:00p.m. on weekends and in such case, the Park District shall first obtain the written approval from the School District.
- C. **School Institute/Training Days:** Those days when school is not in session due to scheduled institute or training of staff or personnel from time to time throughout the school year. Hours during institute/training use shall be from 7:00 a.m. until 10:00 p.m. During this period, the Park District shall reimburse the School District any and all costs beyond regularly scheduled work hours.
- D. **Holidays:** That period of time when school is not in session from time to time throughout the school year. Hours during holiday use shall be from 7:00a.m. to 10:00 p.m. During this period, the Park District shall reimburse the School District any and all costs beyond regularly scheduled work hours.
- E. **Summer:** That period of time during the months of June, July and August when school is not in session the Park District's use shall be from 7:00 a.m. to 6:00 p.m. as long as school maintenance personnel are on the premises. From time to time there may be days when the Park District desires to use School Facilities after 6:00 p.m. during the summer. During this period, the Park District shall reimburse the School District any and all costs beyond regularly scheduled work hours. Outdoor School Facilities shall be available at no charge to the Park District if no School District Staff are needed. Scheduled large maintenance projects such as roof repair, parking lot replacement, gym floor refinishing, etc. may impact the Park District's summer use of School Facilities. Both parties will work together to provide ample notice and alternative options when available if repairs are to occur.



**F. Extended Time Before and After School Care Program:**

1. Statement of Responsibility

- a) The Board of Education of the School District is the administrative agent of the before and after childcare program (the "Extended Time Program") in each of its elementary schools in Crystal Lake, IL.
- b) The day to day implementation of this program has been delegated to the Park District by the School District. If the School District changes the frequency or length of early release days for an upcoming school year and the Park District is not able to staff for those days, the School District shall work with another entity to provide an extended time program option for those days. The third entity will share School District facilities with the Park District to provide extended time programming. The day to day implementation by the Park District includes, but is not limited to, the following duties:
  - i) Hiring of qualified personnel to run the program in each school as required by law.
  - ii) Handle the registration of students and the collection of fees.
  - iii) Supply each school site with all materials and supplies that it deems necessary.
  - iv) Supply the School District with a Certificate of Insurances as stated in Section 4.H. of this Agreement

2. Extended Time Program Usage of Schools: School District agrees to provide a space for the Extended Time Program before and after school in each of the elementary schools. On Institute Days and Winter and Spring Breaks, three to four sites will be available for the Park District Extended Time Program as long as the Extended Time Program allows for the normal custodial duties to be performed. The Park District agrees to move to another area of the school on Market Days and special events with advanced notice given by the School District. Each school will be equipped with a storage area, bathroom, and phone jack. When the Park District gives advance notice, it may use the school's technology, gymnasium, and playgrounds when available. The Park District may use the School District cooks and transportation system on a contractual basis. The Park District shall pay for the direct food and transportation costs associated with the Extended Time program.

### SECTION 3. SCHOOL DISTRICT USAGE OF PARK DISTRICT PARKS AND FACILITIES

- A. **Scope:** The parties agree that the School District shall be allowed to utilize the Park District facilities identified on Exhibit B and attached hereto and made a part hereof (hereinafter referred to as the "Park District Facilities") at all times before, during and after school hours when not in conflict with scheduled Park District activities or Park District contracted events. The parties further acknowledge that the School District may use the Park District Facilities after regular School District hours for special sponsored activities upon advance written request to and approval by the Park District, provided that the School District event will not conflict with regular Park District activities or events.
  
- B. **Parks:** All Park District parks will be made available free of charge to the School District. During this period, the School District shall reimburse the Park District for any and all costs beyond regularly scheduled work hours. For example, if an additional Police Officer is needed to direct traffic for a Cross Country meet at a Park District Facility, the School District shall reimburse the Park District for its costs for that additional Police Officer, but not for the Police Officer already scheduled to be on duty.
  
- C. **Facilities:** All Park District Facilities will be made available free of charge to the School District before, during and after school hours. During this period, the School District shall reimburse the Park District for any and all costs beyond regularly scheduled work hours. For example, if staff is brought in to specifically help with a canoe class at Main Beach for a PE class, the School District shall reimburse the Park District for its costs for that staff.

### SECTION 4. GENERAL USE CONDITIONS

- A. **Annual Calendar of Use:** For the purpose of meeting all of the general needs of the School District and the Park District, authorized representatives of the School District and the Park District shall meet annually or submit facility use requests in writing, not later than April 30th of each year, to establish a schedule for the appropriate use of the School Facilities and Park District Facilities for the following school calendar year. Written confirmation of annual request dates that have been scheduled should be sent out no later than June 30. As the Park District has priority use of the School Facilities during non-school hours, other community organizations shall be permitted to schedule usage of the School Facilities only after all Park District activities have been scheduled. The School and Park District calendar may be subject to change due to weather and other emergencies outside the control of either party. Each party shall notify the other of any such changes as soon as practical.
  
- B. **Periodic Review of Schedule:** The School District and the Park District recognize and acknowledge that this is a unique agreement providing for the optimum use of public facilities for the residents of both Districts. Therefore, it is recognized and acknowledged by both the School District and the Park District that there may be a need, from time to time, for periodic review and modification of the schedule after it has been set for a given school year.

C. **Schedule Adjustments:** The School District and the Park District understand that there may be occasions when either party may need to utilize their own School Facilities or the Park Facilities in order to accommodate special uses by that particular District as the need arises. Therefore, except as otherwise provided in this Agreement or in the case of an emergency, upon a minimum of ten days written notification, either party shall be granted use of its own facility and the parties shall use best efforts to modify the existing schedule to accommodate the other party.

D. **Rules Applicable to Each Parties Use of the Other's Lands:** In executing this Agreement and accepting its benefits, each party agrees that it shall use the other parties' facilities solely for those activities which it is properly authorized to provide. Each party agrees to abide by and to require its program participants to abide by the other parties' regulations pertaining to the recreational use of its facilities. Both parties agree to abide by the other's "no-smoking" and "no-alcohol" policies, and any other internal policies currently in effect or subsequently adopted, which may now or in the future apply to each parties respective property and facilities.

Each party shall keep clean and in good order, condition, and repair the other parties' facilities during its period of use. At the close of each instance of use, each party shall leave the other parties' facilities in substantially the same condition as at the outset of each instance of use, ordinary wear and tear excepted. It will be the responsibility of each party to place all refuse in the refuse receptacles provided at the facilities.

E. **Supervision.** Neither party shall have any responsibility whatsoever for supervising the other parties' programs, use of a facility, or supervising the other parties employees, volunteers, participants, affiliates, and/or agents. Each party shall be solely responsible, at its own expense, for providing adequate adult supervision at all times in connection with its use of a facility. Neither party shall be responsible in any way for employment of personnel to implement or supervise the other parties' programs at a facility. Each party acknowledges and assumes complete responsibility for its staff or volunteers used to supervise its activities hereunder.

F. **Equipment and Property:** The parties agree that certain items of equipment and/or property will be purchased by either the School District or Park District may be utilized jointly for School District and Park District activities. An annual meeting and/or agreement of equipment to purchase will be held between the School District and Park District. A memo of understanding will be sent after the meeting to the school principals and P.E. teachers confirming purchases for the year. If damage occurs to any such equipment or property and said damages arise solely as a direct result of the other parties use, then the party responsible for the damage shall reimburse the other party within 14 days of receipt of the written invoice for its costs to make necessary repairs or replacement to such equipment or property, normal wear and tear excepted. Any request for reimbursement by either party in this regard shall include a complete itemization of all damages sustained and costs incurred to repair or replace the equipment or property, including statements and/or bills for materials and services, and shall be forwarded as soon as practical after discovery of the damage or loss.

**G. Indemnification:** School District covenants and agrees to save, defend, indemnify and hold harmless Park District, its elected and appointed officials, officers, employees, agents and the like, from and against any and all claims, demands, causes of action, suits, actions (at law or in equity), judgments, liability, or expense, including but not limited to, reasonable attorneys' fees and court costs (at trial or on appeal), arising out of or in any manner pertaining to School District's use of the Park District Facilities or other activities upon or in the Park District Facilities, including but not limited to any personal injuries, death, or property damages.

Park District covenants and agreed to save, defend, indemnify and hold harmless School District, its elected and appointed officials, officers, employees, agents and the like, from and against any and all claims, demands, causes of action, suits, actions (at law or in equity), judgments, liability, or expense, including but not limited to, reasonable attorneys' fees and court costs (at trial or on appeal), arising out of or in any manner pertaining to the Park District's use of the School District Facilities or other activities upon or in the School District Facilities, including but not limited to any personal injuries, death, property damages.

**H. Insurance.** During the term of this Agreement, each party shall provide the other with a Certificate of Insurance confirming that the other party has been named as an "additional insured" on a commercial general liability policy with combined single limits of at least \$3,000,000.00. The policy shall provide that any notice that the policy has been cancelled or not renewed shall be provided to the other party at least 30 days prior to the cancellation date. For the purposes of this Section, insurance may be provided through a self-insured intergovernmental risk pool or agency.

**I. No Waiver of Tort Immunity Defenses.** Nothing contained in this Agreement is intended to constitute nor shall constitute a waiver of the defenses available to either of the parties under the Illinois Local Governmental and Governmental Employees Tort Immunity Act, with respect to claims by third parties.

## SECTION 5. MISCELLANEOUS PROVISIONS

**A. Notices.** Any and all notices required hereunder to be sent to the School District shall be served in writing to the Superintendent of Schools at the following address:

Dr. Kathy J. Hinz, Superintendent  
Community Consolidated School District No. 47  
C.O.R.E. Center  
300 Commerce Drive  
Crystal Lake, Illinois 60014

or by personal delivery of any such notice to the Administrative Offices of the School District during its regular business hours.

Any and all notices required hereunder to be sent to the Park District shall be served in writing to the Executive Director of the Crystal Lake Park District at the following address:

Mr. Jason Herbster, Executive Director  
Crystal Lake Park District  
One East Crystal Lake Avenue  
Crystal Lake, IL 60014

or by personal delivery of any such notice to the Administrative Offices of the Park District during its regular business hours.

All mailed notices shall be deemed effective four days following their deposit in the United States mail, postage prepaid, to the addressee.

- B. Breach/Opportunity to Cure.** In the event of violation or breach of any covenant or restriction contained herein by either party ("Defaulting Party"), the other party ("Complaining Party") shall give written notice of such violation to the Defaulting Party. If the Defaulting Party shall fail to cure such breach within five (5) days after receipt of such written notice, except in case of emergency, the Complaining Party shall have the right to (a) institute an action to enjoin or abate such violation, or breach, or (b) enter upon the Subject Premises, correct any such violation or breach, and hold the Defaulting Party, its successors or assigns, responsible for the cost thereof or (c) prohibit the use of the complaining parties facilities until the violation or breach is remedied. The Complaining Party shall have available all legal and equitable remedies to enforce the obligations hereunder of the Defaulting Party, its successors or assigns. In the event the Defaulting Party is found to have breached any of its obligations hereunder, the Defaulting Party shall reimburse the Complaining Party for any costs or expenses incurred in connection therewith, including court costs and attorneys' fees.
- C. Modifications.** The agreements, covenants, terms, and conditions herein contained may be modified only through the written mutual consent of the parties hereto.
- D. Term.** This Agreement shall commence on the date this Agreement is executed through August 2028. Notwithstanding anything in this Agreement to the contrary, either party may terminate this Agreement upon one hundred eighty (180) days prior written notice to the other party.
- E. Benefits Solely for the Parties.** This Agreement is intended solely for the benefit of the parties hereto, and nothing herein shall be construed, either expressly or implied, to extend rights or obligations in favor of any other person.
- F. Invalidity.** The unenforceability or invalidity of any provision of this Agreement shall not render any other provision or provisions unenforceable or invalid.

G. **Drafting.** No portion of this Agreement shall be construed against either party by virtue of a party or its attorneys drafting all or part of this Agreement as it is for the benefit of both parties.

H. **Effective Date.** This Agreement shall be deemed dated and become effective on the date the last of the parties signs as set forth below the signature of their duly authorized representatives.

IN WITNESS WHEREOF, the parties have hereunto set their hands and seals the day and year first above written.

BOARD OF EDUCATION  
COMMUNITY CONSOLIDATED  
SCHOOL DISTRICT NO. 47  
McHenry County, Illinois

CRYSTAL LAKE PARK DISTRICT  
  
McHenry County, Illinois

By: \_\_\_\_\_  
Its President

By: \_\_\_\_\_  
Its President

Attest: \_\_\_\_\_  
Its Secretary

Attest: \_\_\_\_\_  
Its Secretary



Dated: \_\_\_\_\_

Dated: \_\_\_\_\_



## **Crystal Lake Elementary District 47**

300 Commerce Dr., Crystal Lake, IL 60014 815.788.5000

[www.d47.org](http://www.d47.org)  /D47schools  @crystallakesd47

### EXHIBIT A

#### **Canterbury Elementary School**

875 Canterbury  
Crystal Lake, IL 60014

#### **Coventry Elementary School**

820 Darlington Lane  
Crystal Lake, IL 60014

#### **Glacier Ridge Elementary School**

1120 Village Road  
Crystal Lake, IL 60014

#### **Husmann Elementary School**

131 Paddock Street  
Crystal Lake, IL 60014

#### **Indian Prairie Elementary School**

651 Village Road  
Crystal Lake, IL 60014

#### **North Elementary School**

500 Woodstock Street  
Crystal Lake, IL 60014

#### **South Elementary School**

601 Golf Road  
Crystal Lake, IL 60014

#### **West Elementary School**

100 Briarwood  
Crystal Lake, IL 60014

#### **Woods Creek Elementary School**

1100 W. Alexandra Blvd  
Crystal Lake, IL 60014

**Hannah Beardsley Middle School School**

515 E. Crystal Lake Avenue  
Crystal Lake, IL 60014

**Lundahl Middle School School**

560 Nash  
Crystal Lake, IL 60014

**Richard F. Bernotas Middle School School**

170 North Oak Street  
Crystal Lake, IL 60014

Crystal Lake District 47 facilities available:

- Gymnasiums
- MultiPurpose Rooms
- All other District facilities based upon mutual agreement





### Exhibit B

Crystal Lake Park District facilities available for use by School District # 47 per the Intergovernmental Agreement:

#### Game Fields:

Lippold Park:	Soccer, Football - Lighted, Boncosky Synthetic Complex Softball/Baseball - Lighted, Sund Complex Baseball – Lighted.
Veteran Acres Park:	Repp Baseball Field, Peacock Softball Field – Lighted.
Indian Prairie Park:	Softball

#### Practice Fields:

Lippold Park:	Soccer, Lacrosse
Knaack Park:	Softball
Ladd Park:	Softball

#### Tennis Courts:

The Racket Club, Bird Park, Brighton Oaks Park, Feinberg Park, Four Colonies Park, Spoerl Park, Veteran Acres Park, Woodland Estates Park, Wyndwood Park

#### Basketball Courts:

Bird Park, Brighton Oaks Park, Canterbury Park, Feinberg Park, Fetzner Park, Four Colonies Park, Johns Park, Main Beach, Spoerl Park, Sterling Meadows Park, Woodland Estates Park, Woods creek Park.

#### Open Areas:

Bird Park, Feinberg Park, Fetzner Park, Four Colonies Park, Hampton Park, Hill Farm Park, Indian Prairie Park, Johns Park, Knaack Park, Ladd Park, Lake Park/Main Beach, Lippold Park, Seminary Park, Sterling Meadows Park, Veteran Acres Park, Woodland Estates Park, Woods creek Park, Wyndwood Park.

Shelters/Picnic Areas: Veteran Acres Park, Lippold Park, Sterne's Woods.

#### Special Use Facilities:

Lippold Park:	Disc Golf Course, Batting Cages, Miniature Golf Courses, Driving Range, Certified 5K Course, Sand Volleyball Courts, Outdoor Fitness Equipment
Main Beach:	Boat Rental, Boat Launch, Ice Skating, Swimming.
West Beach:	Boat Rental, Boat Launch, Ice Skating, Swimming
Veteran Acres Park:	Cross Country Course, Sledding, Cross Country Skiing, Nature Preserve

#### Building Use:

Administrative Offices, Grand Oaks Building, Rotary Building, Main Beach, West Beach, Park Place, Spoerl Park, Oakwood Lodge, Woods creek Park,



## **MEMORANDUM**

**DATE:** August 4, 2023

**TO:** Park Board of Commissioners

**FROM:** Jason Herbster – Executive Director

**SUBJECT:** McHenry County Division of Transportation – Randall Road from Polaris Drive/Acorn Lane to Ackman Road Winding Creek Bike Path 4(f) Impacts

---

The Park Board was informed several months ago about road improvements the County would be making along Randall Road from Polaris Drive/Acorn Lane to Ackman Road. Included in these improvements are additional trails to enhance connectivity. Attached is information related to this project as it moves along.

The Winding Creek bike path is impacted by these changes and is shown on page 3 of the document provided by the County. The impact is adding a curve to the trail and eliminating the current straight away that ends at the sidewalk. The curved section would then lead into the new section of the bike path that travels east towards Randall Road.

The attached letter describes what is happening at this phase of the project. The County is asking the Crystal Lake Park District to execute the attached letter per the contents of the letter. A land transfer Intergovernmental Agreement for a right of way will also be part of this project between the Crystal Lake Park District and City of Crystal Lake.

**RECOMMENDATION:**

Staff recommends that the Board authorize the Executive Director to execute the attached letter regarding Section 4(f) property protection.

*Serving the Residents of Crystal Lake and Lakewood*

1 E. CRYSTAL LAKE AVE CRYSTAL LAKE IL 60014 815.459.0680 CRYSTALLAKEPARKS.ORG

**EXPLORE | PLAY | EXPERIENCE**



## McHenry County Division of Transportation

Joseph R. Korpalski, Jr., P.E.  
Director of Transportation/County Engineer

June 22, 2023

Jason Herbster  
Executive Director  
Crystal Lake Park District  
1 E. Crystal Lake Avenue  
Crystal Lake, IL 60014

Re: Randall Road from Polaris Drive/Acorn Lane to Ackman Road  
Winding Creek Bike Path 4(f) Impacts

Dear Director Herbster,

The McHenry County Division of Transportation (MCDOT) is nearing completion of design activities (Phase II) for the widening of Randall Road from Polaris Drive/Acorn Lane to Ackman Road. MCDOT is grateful to the Crystal Lake Park District for being a partner throughout this project.

The purpose of this letter is to request the concurrence of the Crystal Lake Park District that no adverse effects are occurring to public recreational properties owned and maintained by the Park District as a result of the proposed Randall Road from Polaris Drive/Acorn Lane to Ackman Road project.

The proposed project includes the reconstruction and widening of Randall Road between Polaris Drive/Acorn Lane and Ackman Road. As part of this project, Miller Road will be reconstructed for approximately 500 feet west of the centerline of Randall Road, to match into the proposed roadway intersection and profile. To enhance and improve connectivity for bicyclists and pedestrians in the project area, it is proposed to build an eight-foot wide bike path along the north side of Miller Road that will connect with the Winding Creek Bike Path, the sidewalk further west along Miller Road, and the newly proposed pedestrian and bicyclist accommodations along Randall Road. A small amount of property will be required from the south end of the Winding Creek Bike Path near Miller Road to construct this improvement, including both temporary easement and permanent right-of-way acquisition. Preliminary design plans and an exhibit showing the area required for this reconstruction are included as attachments to this letter.

Since this project is anticipated to have Federal funds used in the construction of the project, your property falls under protection as a Section 4(f) property. Section 4(f) refers to Section 4(f) of the U.S. Department of Transportation Act of 1966, and is a Federal law that protects publicly owned parks, recreation areas, and wildlife and waterfowl refuges. The MCDOT anticipates utilizing the De Minimis Impact Findings for Parks, Recreation Areas, and Wildlife and Waterfowl Refuges process to document our impact and findings in our Environmental Studies. The MCDOT feels that the impacts of this transportation project on the Winding Creek Bike Path property qualifies for De Minimis because:

1. The transportation use of the Section 4(f) Resource, together with the impacts and mitigation measures incorporated into the project does not adversely affect the activities, features, and attributes that qualify the resource for protection under Section 4(f).
2. The Crystal Lake Park District, with jurisdiction over the Winding Creek Bike Path property, has been informed by the MCDOT about the De Minimis Impact Findings, that the project will not adversely affect the activities, features, and attributes that qualify the resource for protection under Section 4(f).
3. The public was afforded the opportunity to review and comment on the effects of the project on Winding Creek Bike Path following the Public Information Meeting held on May 11, 2023.

By signing this letter, the Crystal Lake Park District concurs with any commitments made by MCDOT for their use of the Section 4(f) property described above and in the determination that the Randall Road from Polaris Drive/Acorn Lane to Ackman Road improvements will not have an adverse effect on the activities, features, and attributes that qualify the properties described in the enclosure for protection under Section 4(f). The Crystal Lake Park District acknowledges that the Federal Highway Administration (FHWA) will use this concurrence as the basis for making a De Minimis finding for the property impacted and described in the enclosure.

Sincerely,



Darrell Kuntz., P.E.  
Assistant County Engineer

cc: Haig Haleblan, Mayor  
Abigail Wilgreen, City Engineer  
Eric Helm, City Manager

As the official with jurisdiction over the Winding Creek Bike Path, I hereby concur with the recommendation of the Randall Road from Polaris Drive/Acorn Lane to Ackman Road project proponents that the use and impacts associated with this project along with the identified avoidance, minimization and mitigation and/or enhancement measures, will not adversely affect the activities, features, and attributes that qualify the property for protection under Section 4(f). I acknowledge that the Federal Highway Administration (FHWA) will use this concurrence as the basis for making a De Minimis finding for the property impacted.

Signature: \_\_\_\_\_  
 Print Name: \_\_\_\_\_  
 Title: \_\_\_\_\_  
 Date: \_\_\_\_\_

FILE NAME: 410.DWG

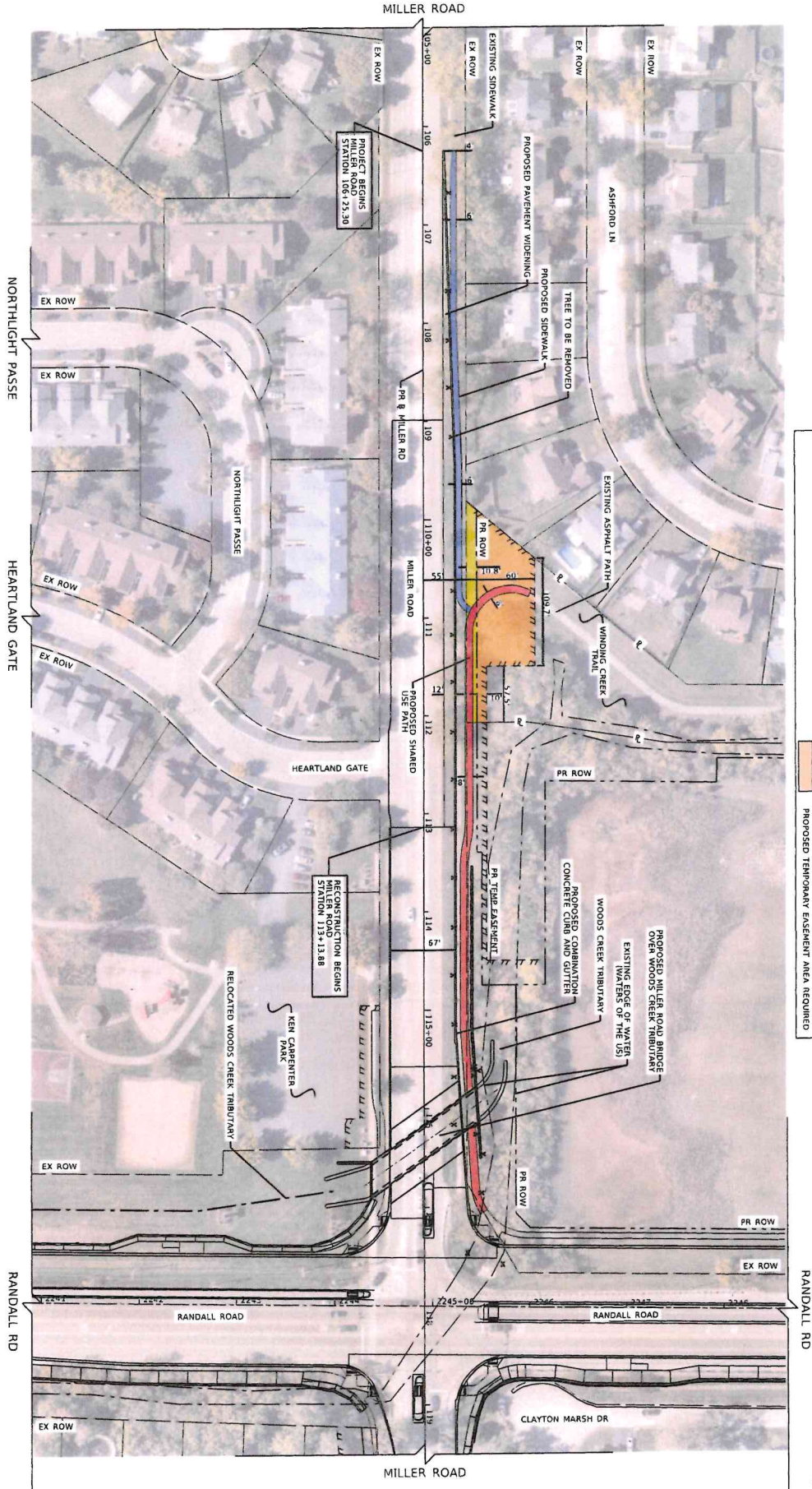
DESIGNED	WHL
DRAWN	MJB
CHECKED	JLV
DATE	02/20/23

REVISION	
NO.	DESCRIPTION

STATE OF ILLINOIS  
 DEPARTMENT OF TRANSPORTATION

SCALE: 1" = 50'	SHEET 1 OF 3 SHEETS	SHEET NO. 105-100.00	10 STA. 119+50.00
-----------------	---------------------	----------------------	-------------------

SECTION	COUNTY	TOTAL SHEETS
06-00329-027W	MCHEMUN	3
NO. 1		



**LEGEND**

- EXISTING RIGHT-OF-WAY (dashed line)
- PROPOSED RIGHT-OF-WAY (solid line)
- PROPOSED TEMPORARY EASEMENT (dotted line)
- PROPOSED SHARED USE PATH (red shaded area)
- PROPOSED SIDEWALK (blue shaded area)
- PROPOSED RIGHT-OF-WAY AREA REQUIRED (yellow shaded area)
- PROPOSED TEMPORARY EASEMENT AREA REQUIRED (orange shaded area)

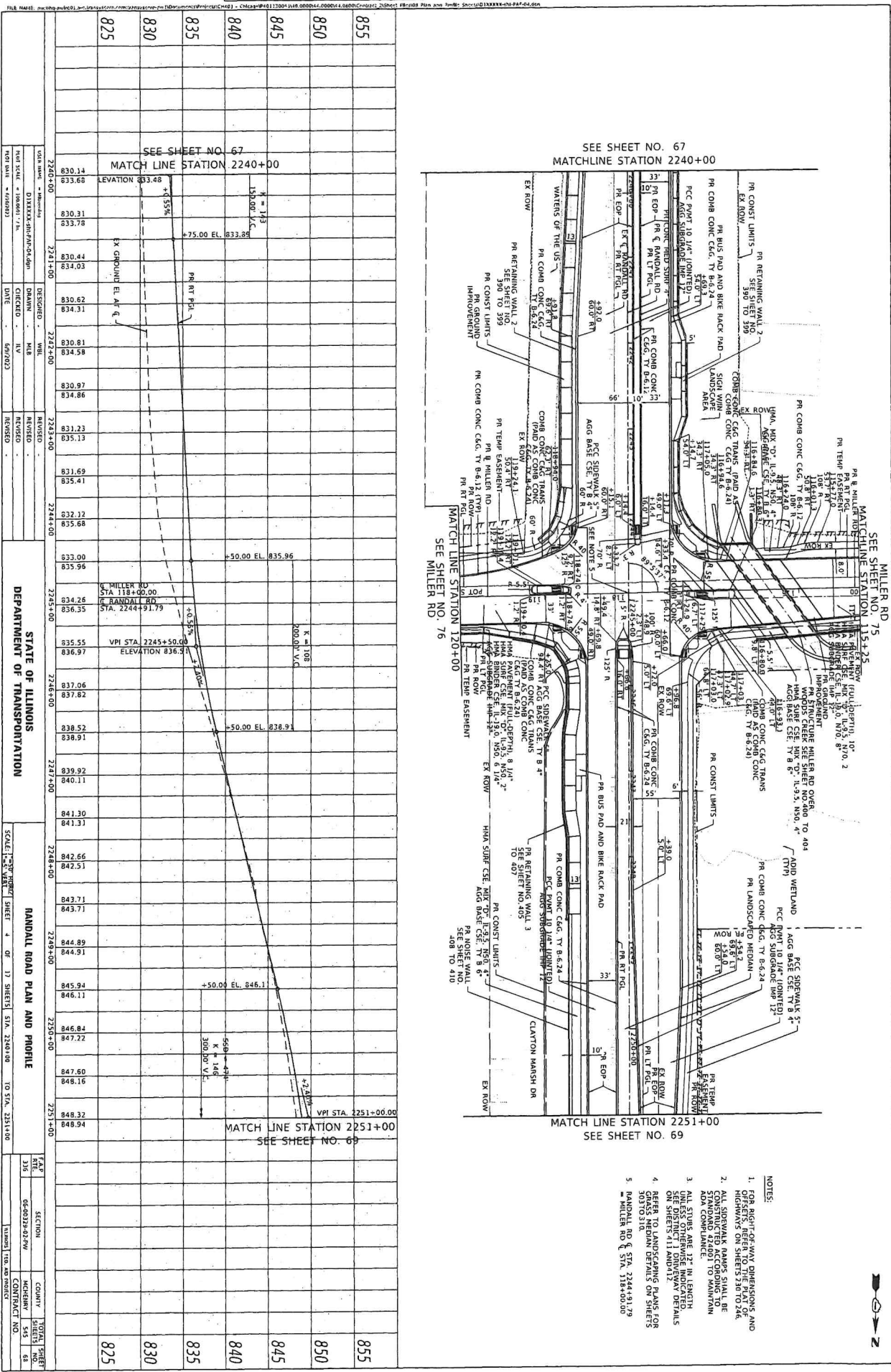


**TR NSYSTEMS**

1475 EAST WOODFIELD ROAD, SUITE 600  
SCHAMBURG, ILLINOIS 60173  
(847) 604-9600

PROFILE	DATE	BY
DRAWN	DATE	BY
CHECKED	DATE	BY
APPROVED	DATE	BY

PLAN	DATE	BY
DRAWN	DATE	BY
CHECKED	DATE	BY
APPROVED	DATE	BY



DATE	DESCRIPTION
2014-03-20	DESIGNED - MIB
2014-03-20	DRAWN - MIB
2014-03-20	CHECKED - MIB
2014-03-20	REVISIONS

STATE OF ILLINOIS  
DEPARTMENT OF TRANSPORTATION

RANDALL ROAD PLAN AND PROFILE  
SHEET 4 OF 17 SHEETS, STA. 2240+00 TO STA. 2311+00

DATE	DESCRIPTION
2014-03-20	DESIGNED - MIB
2014-03-20	DRAWN - MIB
2014-03-20	CHECKED - MIB
2014-03-20	REVISIONS

- NOTES:**
- FOR RIGHT-OF-WAY DIMENSIONS AND OFFSETS, REFER TO THE PLAN OF HIGHWAYS ON SHEETS 240 TO 246.
  - ALL STRUCTURES SHALL BE STANDARD 4240BT TO MAINTAIN ADA COMPLIANCE.
  - ALL STRUCTURES ARE 12" IN HEIGHT.
  - REFER TO LANDSCAPING PLANS 158 TO 161 FOR LANDSCAPING DETAILS.
  - RANDALL RD & STA. 2244+1.79 TO MILLER RD & STA. 218+00.00.

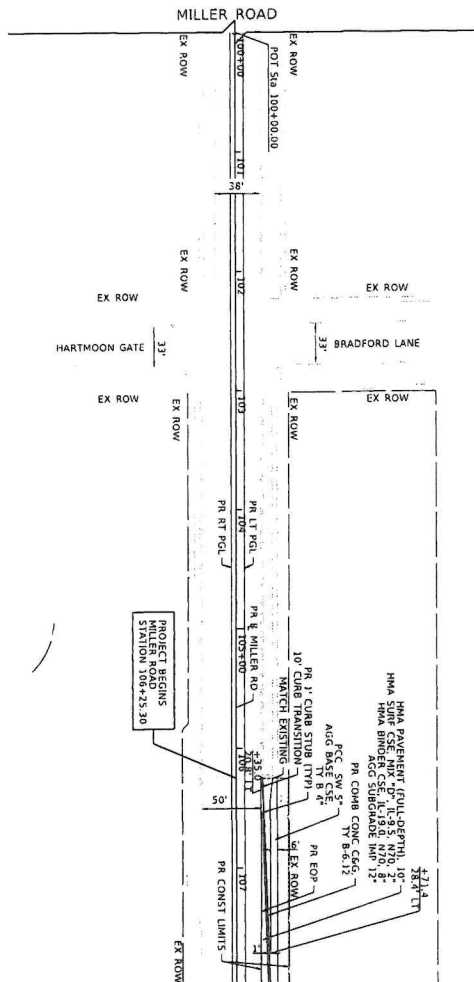
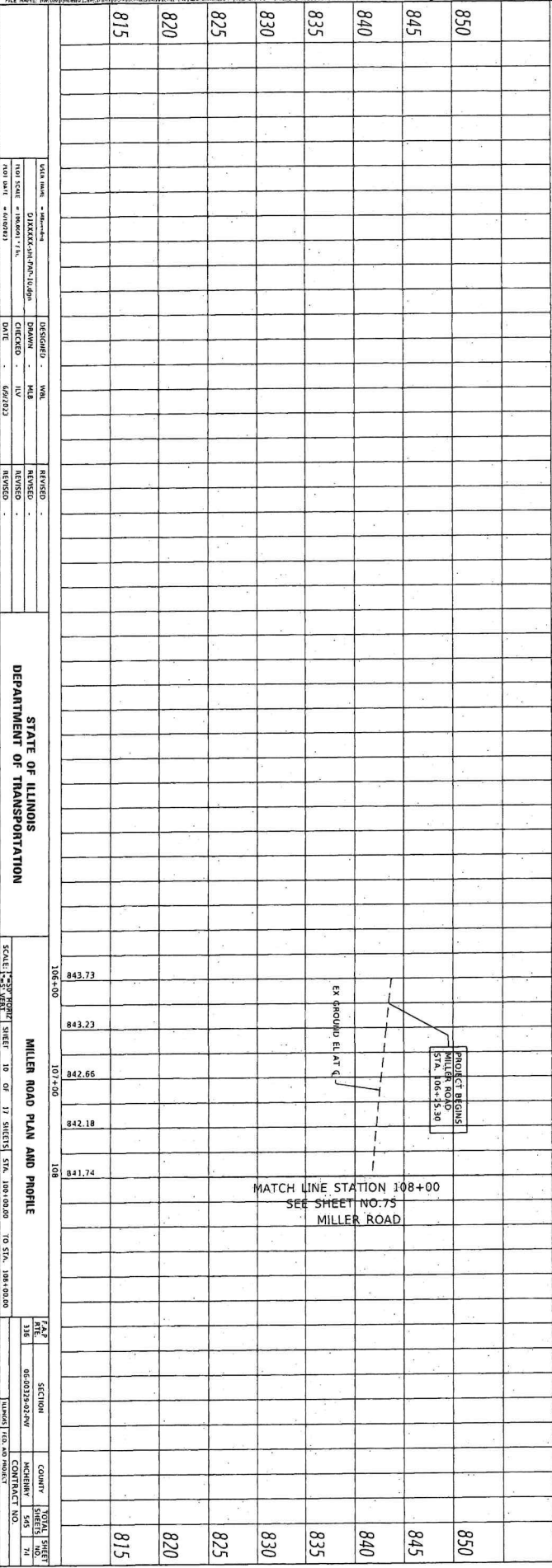
# TR NSYSTEMS

1475 EAST WOODFIELD ROAD, SUITE 600  
 SCHAMBURG, ILLINOIS 60173  
 (847) 605-9600

PROFILE	DATE	BY	CHKD
PROPOSED			
REVISED			
ROUTE BOOK			
DATE CHECKED			
BY			
STRUCTURE NOTATION			

PLAN	DATE	BY	CHKD
PROPOSED			
REVISED			
ROUTE BOOK			
DATE CHECKED			
BY			
STRUCTURE NOTATION			

FILE NAME: s:\projects\108+00\108+00\108+00.dwg - C:\cadd\p108+00\108+00.dwg - C:\cadd\p108+00\108+00.dwg - C:\cadd\p108+00\108+00.dwg



MATCH LINE STATION 108+00  
 SEE SHEET NO. 75  
 MILLER ROAD

- NOTES:
1. FOR ALL DIMENSIONS AND OFFSETS, REFER TO THE PLAN OF HIGHWAYS ON SHEETS 20 TO 246.
  2. ALL SIDEWALK RAMP SHALL BE STANDARD 42401 TO MAINTAIN ADA COMPLIANCE.
  3. ALL STUBS ARE 12" IN LENGTH. SEE DISTRICT 1 DRAINAGE DETAILS ON SHEETS 411 AND 012.
  4. REFER TO DRAIN DETAILS ON SHEETS 303 TO 310.

DATE	DESCRIPTION	BY	CHKD
01/22/2010	DESIGNED	MM	
01/22/2010	DRAWN	MM	
01/22/2010	CHECKED	MM	
01/22/2010	DATE	6/9/2012	

STATE OF ILLINOIS  
 DEPARTMENT OF TRANSPORTATION

MILLER ROAD PLAN AND PROFILE  
 SCALE: 1" = 20' HORIZONTAL  
 1" = 10' VERTICAL  
 SHEET 10 OF 12 SHEETS  
 STA. 106+00.00 TO STA. 108+00.00

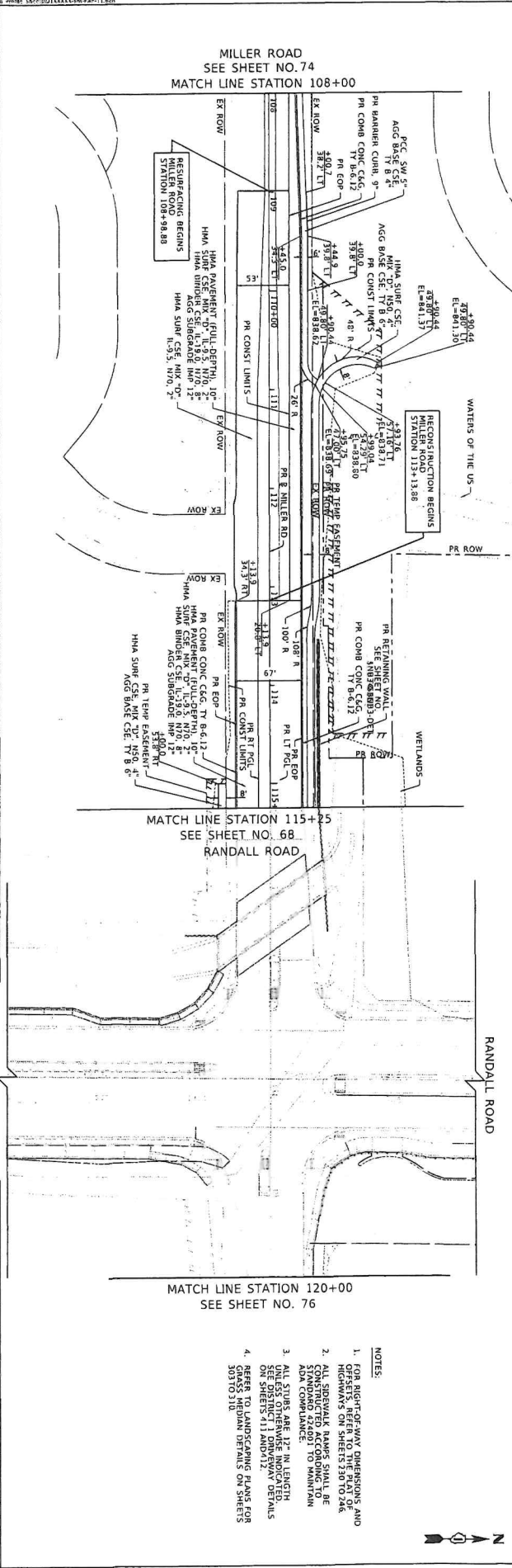
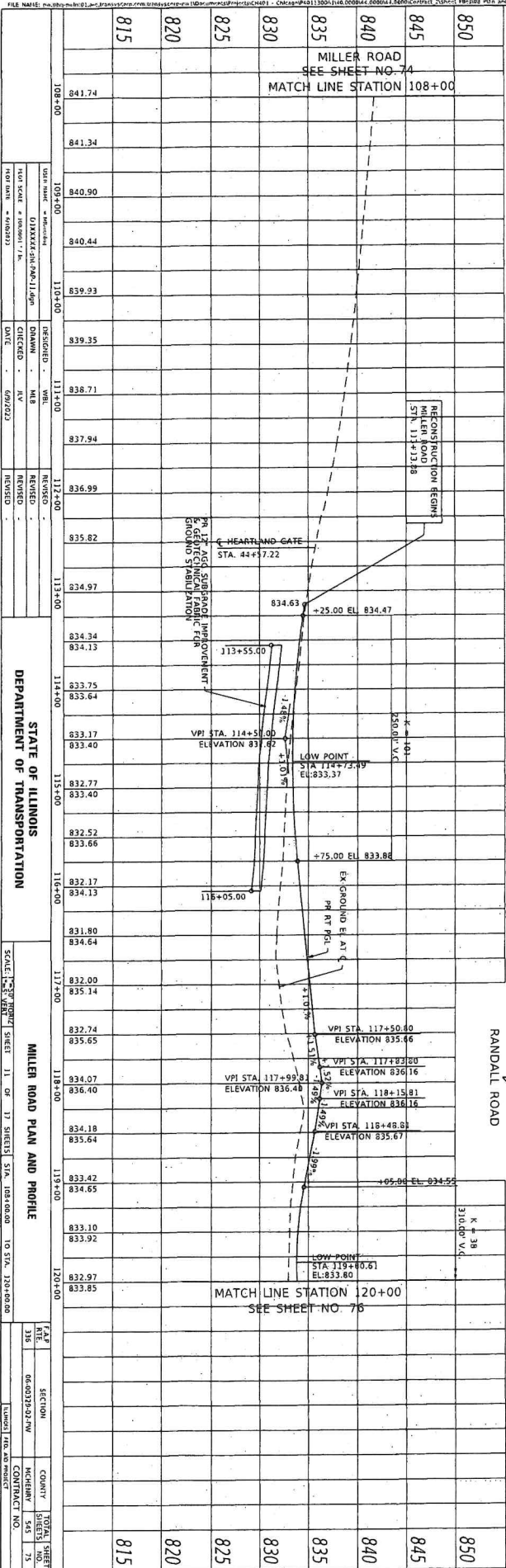
F&B	SECTION	COUNTY	TOTAL SHEET
318		MCHEMUN	505
06-00123-00-2-00		CONTRACT NO.	74
		DATE	

# TR NSYSTEMS

1475 EAST WOODFIELD ROAD, SUITE 600  
 SCHAMBURG, ILLINOIS 60173  
 (847) 605-9600

DATE	BY	PROFILE
		SUBMITTED
		NOTED
		ENGINE CHECKED
		DATE REVISION
		STRUCTURE NO. DATE'S CHECKED

DATE	BY	PLAN
		DESIGNED
		PLOTTED
		NOTED
		RECEIVED
		DATE OF PLAN CHECKED
		DATE THE NAME



STATION	ELEVATION	REVISION
108+00	841.74	
108+00	841.34	
108+00	840.90	
108+00	840.44	
109+00	839.93	
109+00	839.35	
110+00	838.71	
110+00	837.94	
111+00	836.99	
111+00	835.82	
112+00	834.97	
113+00	834.34	
113+00	834.13	
114+00	833.75	
114+00	833.64	
115+00	833.17	
115+00	833.40	
115+00	832.77	
115+00	833.40	
116+00	832.52	
116+00	833.66	
117+00	832.17	
117+00	834.13	
118+00	831.80	
118+00	834.64	
119+00	832.00	
119+00	835.14	
120+00	832.74	
120+00	835.65	
120+00	834.07	
120+00	836.40	
120+00	834.18	
120+00	835.64	
120+00	833.42	
120+00	834.65	
120+00	833.10	
120+00	833.92	
120+00	832.97	
120+00	833.85	

STATE OF ILLINOIS  
 DEPARTMENT OF TRANSPORTATION

MILLER ROAD PLAN AND PROFILE


SECTION	COUNTY	TOTAL SHEET
138	COOK	75
06-0303-02-7W		
100-00-000		

- NOTES:
- FOR RIGHT-OF-WAY DIMENSIONS AND OFFSETS, REFER TO THE PLAN OF HIGHWAYS ON SHEETS 280 TO 286.
  - ALL SIDEWALK NAMES SHALL BE STANDARD 424001 TO MAINTAIN ADA COMPLIANCE.
  - ALL STURS ARE 12" IN LENGTH. SEE DISTRICT 1 DRIVEWAY DETAILS ON SHEETS 411 AND 412.
  - REFER TO LANDSCAPING PLANS FOR 30370310.





815•923•2267 FAX: 815•923•2271



An Illinois, Not For Profit Corporation

August 3, 2023

6422 Main Street P.O. Box 434, Union, Illinois 60180  
www.mchsonline.org

President Eric Anderson  
Crystal Lake Park District  
1 East Crystal Lake Ave  
Crystal Lake, IL 60014

Dear President Anderson,

The McHenry County Historical Society is celebrating its 60<sup>th</sup> Anniversary on November 23, 2023. We are asking the Crystal Lake Park District Board for approval to rent the Main Beach Pavilion for a celebration event on Friday, November 10 from 5 p.m. to 9:30 p.m. This will be a ticketed event. We will be having a drawing for our 60<sup>th</sup> Anniversary Quilt at this event. We have secured the necessary approval from the city of Crystal Lake. In addition, we will be conducting an on-line auction. All proceeds from this event will benefit the McHenry County Historical Society.

We look forward to working with your staff in making this a memorable event for our members.

Thank you for your consideration.

*Karen Parks*  
Karen Parks

President, McHenry County Historical Society Board of Directors



## **MEMORANDUM**

**DATE:** August 4, 2023

**TO:** Park Board of Commissioners

**FROM:** Jason Herbster – Executive Director

**SUBJECT:** IPRA Environmental Report Card Review

---

As part of the Distinguished Accreditation process, Standard 3.5.7.a - Conservation of Natural Resources, requires the Park Board to review the IPRA Environmental Report Card every three years. Staff has reviewed the IPRA Environmental Report Card and has attached it for the Board's review and approval. While the score is in the very good category, staff will continue to work in the areas that can be improved upon over the next three year period.

**RECOMMENDATION:**

Staff recommends that the Park Board accept the 2023 IPRA Environmental Report Card, as presented.

*Serving the Residents of Crystal Lake and Lakewood*

1 E. CRYSTAL LAKE AVE CRYSTAL LAKE IL 60014 815.459.0680 CRYSTALLAKEPARKS.ORG

**EXPLORE | PLAY | EXPERIENCE**



## Introduction to IPRA's Environmental Report Card



Thank you for taking an interest in the Illinois Park and Recreation Association's (IPRA) Environmental Report Card. The Report Card was created by the Environmental Committee to help park agencies across Illinois assess their environmental impact and stewardship.

As park agencies, we often are the first responders of sustainability, managing green space and natural areas within our communities. Managing these resources and greening our operations is important to ensure we are good stewards of the environment. This Report Card can help!

Use the Report Card to work within your organization and assess the sustainability of your operations and policies—i.e., how 'green' are you? Find out what you are doing, what you are not doing, and most importantly what you can do in the future. There may be multiple departments within your organization that will need to give input. Ideally, one staff person should coordinate filling in the Report Card with other staff assisting. Separate the Report Card into its seven sections, and give each section to the appropriate staff that supervise the area(s) that relate to their section.

Get input from your organization's leadership team or board members, and explain the benefits of collecting this data using the Report Card. You can't manage what you can't measure, and this Report Card will help you assess your environmental impact. It will help you quantify environmental initiatives or green practices that may be important when applying for grant funding. And it can help identify areas for further assessment that impact your organization's budget such as energy efficiency improvements.

Completion of the Environmental Report Card is one of the requirements an agency needs to meet when applying for The Illinois Distinguished Accreditation and/or IPRA's Exceptional Workplace Award. The goal of the Illinois Distinguished Accreditation program is to improve the delivery of recreation services to the residents of Illinois through a voluntary comprehensive evaluation process. The desired result is to improve the quality of life for Illinois residents and to recognize those agencies that provide this quality service. For more information, visit [https://www.ilparks.org/page/dist\\_accreditation](https://www.ilparks.org/page/dist_accreditation). The Exceptional Workplace Award was developed to help agencies identify and achieve a high level of health and wellness for their employees, and to recognize their achievements. Park, Recreation, and Conservation agencies applying for the Exceptional Workplace Award (EWA) must complete an online survey, consisting of a series of 48 questions. For more information, visit <https://www.ilipra.org/awards-recognition>.

By completing the Environmental Report Card, you have taken a great step to benchmark your agency for future progress. Once completed, simply keep for your records, revisit as needed, and/or submit with your Illinois Distinguished Accreditation and/or IPRA Exceptional Workplace application(s).

Any questions regarding the Environmental Report Card, please contact IPRA at [info@ilipra.org](mailto:info@ilipra.org).

Good luck!

### Report Card History

This is the third version of the Report Card known as Environmental Report Card III. The first Report Card was developed in 2006 in response to IPRA members asking whether there was a tool available so agencies could evaluate their management and operations in relation to environmental protection. Report Card I provided a general scoring and grading system out of a total of 100 possible points to help agencies better assess their strengths and weaknesses.

The second and third Report Cards, developed in 2011 and 2016, are updated versions as new tools and information developed in sustainability efforts. There are more possibilities to consider when answering the questions in each successive revision. As a result, versions II and III provide a more nuanced picture of an agency's sustainability efforts. Because the total possible points are more than 100, the scoring system changed to percentages rather than points. The grading system to assess your agency is still the same.

The first and second versions are no longer available to be filled out, they are just a result of changes over time.

**Environmental Report Card III**  
**For Park & Recreation Agencies**  
**Revised January 19, 2017**

**INSTRUCTIONS:** This is a self-evaluative tool. Please look over each category and determine who within the agency would best be able to answer the questions related to that category. Some questions are repeated in different sections. All questions require a simple "YES" or "NO" response. All "YES" responses receive 1 point, unless indicated at the end of the question. A "NO" response receives no points on that question. A "N/A" response receives no points on that question and does not affect your total points because the question does not pertain to your agency or its practices (i.e. Special Recreation Associations filling out the evaluative report card). Tally up total points earned against total points possible for each section with out the "N/A" questions.

GENERAL		YES	NO	N/A	POINTS
1.	Does your agency have an environmental policy/plan or guidelines that help it become more environmentally responsible? <b>(2 points)</b>	<input checked="" type="checkbox"/>			2 <input type="text"/>
	a. Is this policy/plan or set of guidelines/initiatives approved by the board?	<input checked="" type="checkbox"/>			1 <input type="text"/>
	If you answer YES to item 1a, proceed to questions 2, 3 and 5. If you answer NO, proceed to questions 4 and 5.				
2.	Do full time and/or part time staff members receive an orientation and/or training in regard to your agency's environmental policy/plan?	<input checked="" type="checkbox"/>			1 <input type="text"/>
3.	Has your agency established a staff-led Environmental Committee or 'Green Team' to encourage implementation of environmental efforts by all staff?	<input checked="" type="checkbox"/>			1 <input type="text"/>
	a. Does your Environmental Committee or 'Green Team' review and update board-approved policies/initiatives?		<input checked="" type="checkbox"/>		0 <input type="text"/>
4.	Does your agency make (or has your agency made) use of IPRA's Model Environmental Policy and/or Environmental Toolkit?				0 <input type="text"/>

TOTAL POINTS 5

ADMINISTRATION AND FINANCE		YES	NO	N/A	POINTS
1.	Does your agency dedicate funds in its annual <b>operations</b> budget to support achievement of environmental goals? <b>(1 point for each checked below, with a maximum of 5 points)</b> Check all that apply	<input checked="" type="checkbox"/>			
	Recycling		<input type="checkbox"/>		
	Energy Audits		<input type="checkbox"/>		
	Natural Areas Maintenance/Management		<input type="checkbox"/>		
	Natural Areas Restoration/Re-creation		<input type="checkbox"/>		
	Native Landscaping		<input type="checkbox"/>		
	Storm Water Best Management Practices		<input type="checkbox"/>		
	Environmentally Friendly Purchasing		<input type="checkbox"/>		
	Alternative Fuel and/or Hybrid Vehicles		<input type="checkbox"/>		
	Energy Conservation		<input type="checkbox"/>		
	Other: Please List		<input type="checkbox"/>		
	<b>TOTAL NUMBER CHECKED</b>			<b>5</b> <input type="text"/>	

ADMINISTRATION AND FINANCE CONTINUED		YES	NO	N/A	POINTS
2.	In the last 5 years, has your agency dedicated <b>capital</b> funding towards environmental initiatives? <b>(1 point for each checked below, with a maximum of 5 points)</b> Check all that apply	<input checked="" type="checkbox"/>			
	Natural Area Restoration/Re-creation		<input checked="" type="checkbox"/>		
	Natural Area Public Access		<input checked="" type="checkbox"/>		
	Nature Program Facilities		<input checked="" type="checkbox"/>		
	Energy Conservation (ex: lighting, heating/cooling efficiency upgrades)		<input checked="" type="checkbox"/>		
	Permeable Pavement		<input checked="" type="checkbox"/>		
	Rain Gardens		<input checked="" type="checkbox"/>		
	Bio-Swales		<input checked="" type="checkbox"/>		
	Alternative Energy Systems				
	Other: Please List		<input checked="" type="checkbox"/>		
	<b>TOTAL NUMBER CHECKED</b>			5	<input type="checkbox"/>
		YES	NO	N/A	POINTS
3.	In the past 5 years, has your agency applied for grants to fund environmental goals/initiatives (i.e. recycling, environmental education, natural areas restoration, natural areas acquisition, alternative fuel use, energy conservation, etc.)?	<input checked="" type="checkbox"/>			1 <input type="checkbox"/>
		YES	NO	N/A	POINTS
4.	Does your agency use a set of guidelines (EPA's Environmentally Preferred Products {EPP} program, Green Seal.org or similar) to assist in purchasing decisions of environmentally preferred products and services?	<input checked="" type="checkbox"/>			1 <input type="checkbox"/>
		YES	NO	N/A	POINTS
5.	Does your agency make conscious efforts within all departments or have written criteria to purchase products that include the following. <b>(1 point for each checked below, with a maximum of 5 points)</b> check all that apply	<input checked="" type="checkbox"/>			
	Minimal Packaging				
	Recycled and Recyclable Content		<input checked="" type="checkbox"/>		
	Renewable Resource Content				
	Minimum 30% Post Consumer Materials				
	Energy Star Rated Appliances		<input checked="" type="checkbox"/>		
	Low VOC Furnishings, Paints, etc				
	Low Toxicity Cleaning products		<input checked="" type="checkbox"/>		
	Locally Produced Materials/Products		<input checked="" type="checkbox"/>		
	Other: Please List				
	<b>TOTAL NUMBER CHECKED</b>			4	<input type="checkbox"/>

<b>ADMINISTRATION AND FINANCE CONTINUED</b>		<b>YES</b>	<b>NO</b>	<b>N/A</b>	<b>POINTS</b>
6.	Does your agency seek to identify and purchase from vendors of environmentally friendly products through the US Communities or similar program? <b>(2 points)</b>		<input checked="" type="checkbox"/>		0
		<b>YES</b>	<b>NO</b>	<b>N/A</b>	<b>POINTS</b>
7.	When seeking proposals for professional services, does your agency request environmental references/qualifications as part of the RFP process (i.e. is the firm to be selected 'green,' or if an A/E or LA firm do they have LEED AP's on staff)?		<input checked="" type="checkbox"/>		0
	a. Does your agency ask bidders to provide a Statement of Sustainability to ensure bidders are also incorporating sustainability into their firm's practices, policies and procedures related to waste minimization, energy efficiency, water efficiency, staff and education.			<input checked="" type="checkbox"/>	0
		<b>YES</b>	<b>NO</b>	<b>N/A</b>	<b>POINTS</b>
8.	Are procedures in place to measure the impacts of environmental goals/initiatives? (e.g. cost savings, energy savings, waste reduction)	<input checked="" type="checkbox"/>			1
		<b>YES</b>	<b>NO</b>	<b>N/A</b>	<b>POINTS</b>
9.	Does your agency collaborate with other agencies/organizations on environmental efforts?	<input checked="" type="checkbox"/>			1
		<b>YES</b>	<b>NO</b>	<b>N/A</b>	<b>POINTS</b>
10.	Does your agency promote public awareness of its sustainability efforts?	<input checked="" type="checkbox"/>			1

TOTAL POINTS 19

FACILITY MANAGEMENT & MAINTENANCE		YES	NO	N/A	POINTS
1.	Does your agency provide opportunities for <b>staff</b> to recycle waste products in office areas, lunchrooms, work areas, etc.?	<input checked="" type="checkbox"/>			1
	a. Are <b>staff</b> encouraged to recycle via policies, training, memoranda and notices?	<input checked="" type="checkbox"/>			1
		YES	NO	N/A	POINTS
2.	Does your agency provide opportunities for <b>patrons</b> to recycle waste products in public areas including lobbies, classrooms, facilities, etc.?	<input checked="" type="checkbox"/>			1
	a. Are patrons encouraged to recycle via education, policies, promotion and signage?	<input checked="" type="checkbox"/>			1
		YES	NO	N/A	POINTS
3.	Are recycling containers paired with waste containers, visibly well marked and easy to locate?	<input checked="" type="checkbox"/>			1
		YES	NO	N/A	POINTS
4.	Are outside concessionaires required to minimize the use of disposable products? <b>(2 points)</b> (e.g. use of bio-compostable utensils, serving items, containers or packaging, reusable utensils or beverage containers)		<input checked="" type="checkbox"/>		0
	a. Are outside concessionaires required to offer recycling for patrons?	<input checked="" type="checkbox"/>			1
		YES	NO	N/A	POINTS
5.	Does your agency encourage the use of electronic communication to conserve paper?	<input checked="" type="checkbox"/>			1
		YES	NO	N/A	POINTS
6.	Is staff encouraged to use duplexing or double-sided copying of documents?	<input checked="" type="checkbox"/>	<input type="checkbox"/>		1
		YES	NO	N/A	POINTS
7.	When contracting printing vendors or purchasing from vendors, does your agency specify:	<input type="checkbox"/>	<input type="checkbox"/>	<input type="checkbox"/>	0
	a. Paper for printing needs that is free of chlorine-bleaching in its manufacturing?		<input type="checkbox"/>		
	b. Paper that contains 30% or more post consumer recycled content?	<input type="checkbox"/>	<input type="checkbox"/>	<input type="checkbox"/>	
	c. Other: Please List	<input type="checkbox"/>	<input type="checkbox"/>	<input type="checkbox"/>	
		YES	NO	N/A	POINTS
8.	Do restrooms and locker rooms have water saving devices (low flow showers and toilets, and motion activated faucets)? Check only one.				3
	a. Are at least 50% of fixtures low flow or motion activated?				
	b. Are at least 75% of fixtures low flow or motion activated?	<input checked="" type="checkbox"/>			
	c. Are 100% of fixtures low flow or motion activated				
		YES	NO	N/A	POINTS
9.	Do restrooms and locker rooms have hand dryers in lieu of paper towels?	<input checked="" type="checkbox"/>			1
	a. Do 100% of your restrooms/locker rooms have hand dryers?		<input checked="" type="checkbox"/>		0
		YES	NO	N/A	POINTS
10.	Does your agency conduct energy audits?	<input checked="" type="checkbox"/>			1
	a. Following audits, does your agency make changes?	<input checked="" type="checkbox"/>			1
	b. After making changes, does your agency record differences in impact?		<input checked="" type="checkbox"/>		0

FACILITY MANAGEMENT & MAINTENANCE CONTINUED		YES	NO	N/A	POINTS
11.	Is energy-efficient lighting used (compact fluorescents, T-8 fluorescents or LEDs)?	<input checked="" type="checkbox"/>			1
	a. Are 100% of new or replacement lighting needs energy-efficient?	<input checked="" type="checkbox"/>			1
		YES	NO	N/A	POINTS
12.	Are lights, fans or other electric devices where appropriate, on motion activated occupancy sensors or timers?	<input checked="" type="checkbox"/>			1
		YES	NO	N/A	POINTS
13.	Are staff instructed to turn off all electronics and unplug charging devices at the end of the day?	<input checked="" type="checkbox"/>			1
		YES	NO	N/A	POINTS
14.	Is energy efficiency included as a specification when purchasing/replacing major appliances (i.e. EPA Energy Star rating)?	<input checked="" type="checkbox"/>			1
		YES	NO	N/A	POINTS
15.	Are hot water heaters and hot water pipes insulated?	<input checked="" type="checkbox"/>			1
		YES	NO	N/A	POINTS
16.	Are on-demand/tankless hot water heaters utilized where appropriate?	<input checked="" type="checkbox"/>			1
		YES	NO	N/A	POINTS
17.	Do facility HVAC systems included energy-saving features such as min./max. settings to reduce use during down time, interior recycling, regular cleaning and efficiency inspections, etc.?	<input checked="" type="checkbox"/>			1
	a. Are particulate filters (with MERV8 rating or better) used in HVAC systems?	<input checked="" type="checkbox"/>			1
		YES	NO	N/A	POINTS
18.	Does your agency promote the use of environmentally-friendly, low toxicity and/or fragrance free cleaning products that meet Green Seal, LEED or other standards? <b>(2 points)</b>	<input checked="" type="checkbox"/>			2
		YES	NO	N/A	POINTS
19.	Does your agency seek to minimize the use of petroleum-based cleaners, solvents and inks?	<input checked="" type="checkbox"/>			1
		YES	NO	N/A	POINTS
20.	To improve and protect indoor air quality does your agency seek to purchase low VOCs (volatile organic compounds) products?	<input checked="" type="checkbox"/>			1
	a. Does your agency seek to purchase carpets that meet Carpet and Rug Institute Green Label or other standards?	<input type="checkbox"/>			0
		YES	NO	N/A	POINTS
21.	Does your agency consider the use of sustainable, reclaimed and/or local materials when remodeling/renovating facilities?	<input checked="" type="checkbox"/>			1
	a. Are building materials removed during remodeling/renovation reclaimed or recycled?	<input checked="" type="checkbox"/>			1



FACILITY MANAGEMENT & MAINTENANCE CONTINUED		YES	NO	N/A	POINTS
22.	Does your agency properly dispose of/recycle any of the following per Material Safety Data Sheets (MSDS) or manufacturer's labels? <b>(1 point for each checked below, with a maximum of 5 points)</b> check all that apply	<input checked="" type="checkbox"/>			
	Energy Efficient Lighting		<input checked="" type="checkbox"/>		
	Batteries		<input checked="" type="checkbox"/>		
	Electronics		<input checked="" type="checkbox"/>		
	Ink and Toner Cartridges		<input checked="" type="checkbox"/>		
	Paints		<input checked="" type="checkbox"/>		
	Cleaning Products		<input checked="" type="checkbox"/>		
	Other: Please List		<input type="checkbox"/>		
	<b>TOTAL NUMBER CHECKED</b>	5 <input type="checkbox"/>			
		YES	NO	N/A	POINTS
23.	Does your agency have an integrated pest management program in place to reduce the use of toxic pesticides within facilities? <b>(2 points)</b>	<input checked="" type="checkbox"/>			2 <input type="checkbox"/>
		YES	NO	N/A	POINTS
24.	Does your agency make use of alternative energy systems to provide energy and/or conserve energy, such as passive or active solar systems, wind energy, or geo-thermal energy at any of your facilities? <b>(1 point for each checked below, with a maximum of 5 points)</b> check all that apply	<input checked="" type="checkbox"/>			
	Passive Solar		<input checked="" type="checkbox"/>		
	Active Solar		<input type="checkbox"/>		
	Wind Energy		<input type="checkbox"/>		
	Geo-Thermal		<input type="checkbox"/>		
	Green Roof		<input type="checkbox"/>		
	<b>TOTAL NUMBER CHECKED</b>	1 <input type="checkbox"/>			
		YES	NO	N/A	POINTS
25.	Does your agency actively train and/or support staff training in sustainable management practices (green cleaning, energy efficiency, etc)	<input checked="" type="checkbox"/>			1 <input type="checkbox"/>
		YES	NO	N/A	POINTS
26.	Does your agency purchase energy through a green energy provider?	<input type="checkbox"/>			0 <input type="checkbox"/>

TOTAL POINTS

38

<b>FLEET MANAGEMENT AND MAINTENANCE</b>		<b>YES</b>	<b>NO</b>	<b>N/A</b>	<b>POINTS</b>
1.	Does your agency perform regular engine tune-ups and scheduled preventative maintenance of motorized vehicles and equipment?	<input checked="" type="checkbox"/>			1
		<b>YES</b>	<b>NO</b>	<b>N/A</b>	<b>POINTS</b>
2.	If you perform regular maintenance, does your agency recycle and/or properly dispose of all vehicle fluids and engine parts?	<input checked="" type="checkbox"/>			1
		<b>YES</b>	<b>NO</b>	<b>N/A</b>	<b>POINTS</b>
3.	Does your agency properly use, store and dispose of hazardous materials according to Material Safety Data Sheets (MSDS) and/or manufacturers labels, as required by law?	<input checked="" type="checkbox"/>			1
		<b>YES</b>	<b>NO</b>	<b>N/A</b>	<b>POINTS</b>
4.	Does your agency have a safety policy and training procedures in place regarding the handling of hazardous waste?	<input checked="" type="checkbox"/>			1
		<b>YES</b>	<b>NO</b>	<b>N/A</b>	<b>POINTS</b>
5.	Does your agency provide the appropriate work environment with appropriate ventilation and safety gear for employees when handling hazardous materials, as required by law?	<input checked="" type="checkbox"/>			1
		<b>YES</b>	<b>NO</b>	<b>N/A</b>	<b>POINTS</b>
6.	Does your agency have a program to conserve fuel and energy with respect to fleet operations (e.g. mileage/fuel efficiency tracking, no idling policy for staff)?	<input checked="" type="checkbox"/>			1
		<b>YES</b>	<b>NO</b>	<b>N/A</b>	<b>POINTS</b>
7.	Does your agency actively fund or apply for grants that promote and provide the means for the use of clean energy (i.e. bio-diesel, liquid propane/LPG, compressed Natural gas/CN, use of electric utility or golf carts, etc.)? <b>(2 points)</b>		<input checked="" type="checkbox"/>		0
		<b>YES</b>	<b>NO</b>	<b>N/A</b>	<b>POINTS</b>
8.	As part of your Equipment Asset Program, what percentage of your total fleet has been replaced with alternative fuel and/or hybrid vehicles? <i>Check only one.</i>				1
	0% - 0 points				
	1-10% - 1 point	<input checked="" type="checkbox"/>			
	11-20% - 2 points				
	21-30% - 3 points				
	30-50% - 4 points				
	>50% - 5 points				
		<b>YES</b>	<b>NO</b>	<b>N/A</b>	<b>POINTS</b>
9.	Does your agency limit the use and refueling of, or not use at all, gas powered equipment and vehicles during ozone action days or when the Air Quality Index exceeds 100 (orange coded days) or higher?		<input checked="" type="checkbox"/>		0

TOTAL POINTS

7

PARKS & NATURAL RESOURCES MANAGEMENT		YES	NO	N/A	POINTS
1.	Does your agency have natural resource management plans in place for District natural areas?	<input checked="" type="checkbox"/>			1
		YES	NO	N/A	POINTS
2.	Does your agency dedicate funds in its annual operations budget for natural resource best management practices? <b>(1 point for each checked below, with a maximum of 5 points)</b> Check all that apply	<input checked="" type="checkbox"/>			
	Restoration of Natural Areas		<input checked="" type="checkbox"/>		
	Re-creation of Natural Areas		<input checked="" type="checkbox"/>		
	Control Exotic Species		<input checked="" type="checkbox"/>		
	Increase Biodiversity/Wildlife Habitat		<input checked="" type="checkbox"/>		
	Storm water Best Management Practices (bio-swales, rain gardens, permeable paving)		<input checked="" type="checkbox"/>		
	Improve Water Quality		<input checked="" type="checkbox"/>		
	Bank Stabilization		<input checked="" type="checkbox"/>		
	Sediment & Erosion Control		<input checked="" type="checkbox"/>		
	Integrated Pest Management Program (to reduce pesticide use w/in parks)		<input checked="" type="checkbox"/>		
	Alternative/Biological Pest Control Practices in lieu of traditional chemical solutions		<input type="checkbox"/>		
	Other: Please List		<input type="checkbox"/>		
	<b>TOTAL NUMBER CHECKED</b>				5
		YES	NO	N/A	POINTS
3.	Does your agency actively apply for grants to fund natural resource best management practices? <b>(1 point for each checked below, with a maximum of 5 points)</b> Check all that apply	<input checked="" type="checkbox"/>			
	Restoration of Natural Areas		<input checked="" type="checkbox"/>		
	Re-creation of Natural Areas		<input checked="" type="checkbox"/>		
	Control Exotic Species		<input checked="" type="checkbox"/>		
	Increase Biodiversity/Wildlife Habitat		<input checked="" type="checkbox"/>		
	Storm water Best Management Practices (bio-swales, rain gardens, permeable paving)		<input checked="" type="checkbox"/>		
	Improve Water Quality		<input checked="" type="checkbox"/>		
	Bank Stabilization		<input checked="" type="checkbox"/>		
	Sediment & Erosion Control		<input checked="" type="checkbox"/>		
	Integrated Pest Management Program (to reduce the use of pesticides w/in parks)		<input type="checkbox"/>		
	Alternative/Biological Pest Control Practices in lieu of traditional chemical solutions		<input type="checkbox"/>		
	Other: Please List		<input type="checkbox"/>		
	<b>TOTAL NUMBER CHECKED</b>				5
		YES	NO	N/A	POINTS
4.	Does your agency take precautions or protective measures during and after construction/development to protect soils in existing landscapes?	<input checked="" type="checkbox"/>			1
		YES	NO	N/A	POINTS
5.	Does your agency use low environmental impact snow melt products (i.e. beet juice, calcium magnesium acetate)?		<input checked="" type="checkbox"/>		0
	a. If you answered NO, does your agency modify application rates to limit/reduce the impact on surrounding areas?	<input checked="" type="checkbox"/>			

PARKS & NATURAL RESOURCES MANAGEMENT CONTINUED		YES	NO	N/A	POINTS
6.	Has your agency phased out the use of coal tar based asphalt sealants and started the use of less toxic eco-friendly alternatives?	<input checked="" type="checkbox"/>			1
		YES	NO	N/A	POINTS
7.	Does your agency try to reduce the use of fertilizers and pesticides in parks by: <b>(1 point for each checked below, with a maximum of 4 points)</b> Check all that apply	<input checked="" type="checkbox"/>			
	Utilization of drought and disease resistant native plant species			<input checked="" type="checkbox"/>	
	Elimination of mowing in some areas			<input checked="" type="checkbox"/>	
	Reduction of the number of applications or using a single-application product			<input checked="" type="checkbox"/>	
	Use of Integrated Pest Management (IPM)			<input checked="" type="checkbox"/>	
	<b>TOTAL NUMBER CHECKED</b>				4
		YES	NO	N/A	POINTS
8.	Does your agency provide a no-mow buffer of native vegetation around water bodies to: <b>(1 point for each checked below, with a maximum of 3 points)</b> Check all that apply	<input checked="" type="checkbox"/>			
	Reduce Erosion			<input checked="" type="checkbox"/>	
	Reduce Non-Point Source Pollution			<input checked="" type="checkbox"/>	
	Deter Canada Geese			<input checked="" type="checkbox"/>	
	<b>TOTAL NUMBER CHECKED</b>				3
		YES	NO	N/A	POINTS
9.	Is landscaping around facilities designed with energy conservation in mind? <b>(1 point for each checked below, with a maximum of 4 points)</b> Check all that apply	<input checked="" type="checkbox"/>			
	Windbreaks/buffers			<input checked="" type="checkbox"/>	
	Shade Trees Along Southern Exposures of Buildings			<input checked="" type="checkbox"/>	
	Shade Trees Around Paved Areas			<input checked="" type="checkbox"/>	
	Drought Tolerant Native Plants			<input checked="" type="checkbox"/>	
	<b>TOTAL NUMBER CHECKED</b>				4
		YES	NO	N/A	POINTS
10.	Does your agency incorporate native plantings into the landscape at: <b>(1 point for each checked below, with a maximum of 5 points)</b> Check all that apply	<input checked="" type="checkbox"/>			
	Administrative Offices			<input checked="" type="checkbox"/>	
	Recreational Building Facilities			<input checked="" type="checkbox"/>	
	Aquatic Facilities			<input checked="" type="checkbox"/>	
	Maintenance Facilities			<input checked="" type="checkbox"/>	
	Active Use Park Landscapes (i.e. sign beds, entry areas, parking lot islands, beds around playgrounds and shelters)			<input checked="" type="checkbox"/>	
	Golf Courses			<input checked="" type="checkbox"/>	
	<b>TOTAL NUMBER CHECKED</b>				5
		YES	NO	N/A	POINTS
11.	Does your agency post no idling signage in designated areas for frequently used drop off & pick up areas for program participants?	<input checked="" type="checkbox"/>			1
		YES	NO	N/A	POINTS
12.	Is your agency responsive to private landowner activities that impact your agency's natural resource best management practices? <b>(1 point for each checked below, with a maximum of 3 points)</b> Check all that apply.	<input checked="" type="checkbox"/>			
	Encroachment			<input checked="" type="checkbox"/>	
	Illegal Dumping			<input checked="" type="checkbox"/>	
	Other: Please List <small>Sump Pump Discharge</small>			<input checked="" type="checkbox"/>	
	<b>TOTAL NUMBER CHECKED</b>				3

PARKS & NATURAL RESOURCES MANAGEMENT CONTINUED		YES	NO	N/A	POINTS
13.	Does your agency properly dispose of any of the following per Material Safety Data Sheets (MSDS), manufacturer's labels or other authority's regulations? (1 point for each checked, with a maximum of 5 points) Check all that apply.	<input checked="" type="checkbox"/>			
	Fertilizers		<input checked="" type="checkbox"/>		
	Pesticides		<input checked="" type="checkbox"/>		
	Excavated material		<input checked="" type="checkbox"/>		
	Construction material		<input checked="" type="checkbox"/>		
	Other hazardous materials: Please List				
	<b>TOTAL NUMBER CHECKED</b>			4	
		YES	NO	N/A	POINTS
14.	Does your agency distribute/have available resources to explain natural resource best management practices?	<input checked="" type="checkbox"/>			1

TOTAL POINTS

39

PLANNING & OPEN SPACE PRESERVATION		YES	NO	N/A	POINTS
1.	Does your agency seek to acquire any of the following types of natural resource areas? <b>(1 point for each checked below, with a maximum of 5 points)</b> check all that apply	<input checked="" type="checkbox"/>	<input type="checkbox"/>	<input type="checkbox"/>	
	Remnant Prairies		<input checked="" type="checkbox"/>		
	Wetlands		<input checked="" type="checkbox"/>		
	Rivers, Streams, Tributaries		<input type="checkbox"/>		
	Ponds/Lakes		<input checked="" type="checkbox"/>		
	Floodplains		<input type="checkbox"/>		
	Greenways/Corridors		<input checked="" type="checkbox"/>		
	Woodlands		<input checked="" type="checkbox"/>		
	Other: Please List		<input type="checkbox"/>		
	<b>TOTAL NUMBER CHECKED</b>		<b>5</b>	<input type="checkbox"/>	
		YES	NO	N/A	POINTS
2.	For the above natural resource areas checked, are they identified to be acquired for any of the following reasons? <b>(1 point for each checked below, with a maximum of 5 points)</b> check all that apply	<input checked="" type="checkbox"/>	<input type="checkbox"/>	<input type="checkbox"/>	
	Protect/Provide Habitats		<input checked="" type="checkbox"/>		
	Increase Biodiversity		<input checked="" type="checkbox"/>		
	Improve Water Quality		<input checked="" type="checkbox"/>		
	Control Exotic Species		<input checked="" type="checkbox"/>		
	Erosion Control		<input checked="" type="checkbox"/>		
	Other: Please List		<input type="checkbox"/>		
	<b>TOTAL NUMBER CHECKED</b>		<b>5</b>	<input type="checkbox"/>	
		YES	NO	N/A	POINTS
3.	Does your agency include natural resource best management practices when developing plans for park property? <b>(1 point for each checked below, w/ a maximum of 5 points)</b> Check all that apply	<input checked="" type="checkbox"/>	<input type="checkbox"/>	<input type="checkbox"/>	
	Restoration of Natural Areas		<input checked="" type="checkbox"/>		
	Re-creation of Natural Areas		<input checked="" type="checkbox"/>		
	Control Invasive Species		<input checked="" type="checkbox"/>		
	Increase Biodiversity/Wildlife Habitat		<input checked="" type="checkbox"/>		
	Native Landscaping		<input checked="" type="checkbox"/>		
	Storm water Best Management Practices (bio-swales, rain gardens, permeable paving)		<input checked="" type="checkbox"/>		
	Improve Water Quality		<input checked="" type="checkbox"/>		
	Proscribed Burning		<input checked="" type="checkbox"/>		
	Bank Stabilization		<input checked="" type="checkbox"/>		
	Sediment & Erosion Control		<input checked="" type="checkbox"/>		
	Other: Please List		<input type="checkbox"/>		
	<b>TOTAL NUMBER CHECKED</b>		<b>5</b>	<input type="checkbox"/>	

PLANNING & OPEN SPACE PRESERVATION CONTINUED		YES	NO	N/A	POINTS
4.	Does your agency actively apply for grants to fund natural resource best management practices and projects? <b>(1 point for each checked below, with a maximum of 5 points)</b> Check all that apply	<input checked="" type="checkbox"/>			
	Restoration of Natural Areas		<input checked="" type="checkbox"/>		
	Re-creation of Natural Areas		<input type="checkbox"/>		
	Control Invasive Species		<input checked="" type="checkbox"/>		
	Increase Biodiversity/Wildlife Habitat		<input type="checkbox"/>		
	Native Landscaping		<input checked="" type="checkbox"/>		
	Storm water Best Management Practices (bio-swales, rain gardens, permeable paving)		<input type="checkbox"/>		
	Improve Water Quality		<input checked="" type="checkbox"/>		
	Proscribed Burning		<input type="checkbox"/>		
	Bank Stabilization		<input type="checkbox"/>		
	Sediment & Erosion Control		<input checked="" type="checkbox"/>		
	Other: Please List		<input type="checkbox"/>		
	<b>TOTAL NUMBER CHECKED</b>		5	<input type="checkbox"/>	
		YES	NO	N/A	POINTS
5.	Does your agency provide access for the public to recreate in natural/preserved areas by means of <b>(1 point for each checked below, with a maximum of 5 points)</b> Check all that apply	<input checked="" type="checkbox"/>			
	Boardwalks		<input checked="" type="checkbox"/>		
	Trails		<input checked="" type="checkbox"/>		
	Fishing Piers		<input checked="" type="checkbox"/>		
	Viewing Platforms		<input checked="" type="checkbox"/>		
	Canoe/kayak launches		<input checked="" type="checkbox"/>		
	Other: Please List		<input type="checkbox"/>		
	<b>TOTAL NUMBER CHECKED</b>		5	<input type="checkbox"/>	
		YES	NO	N/A	POINTS
6.	Does your agency increase public awareness of natural/preserved areas with: <b>(1 point for each checked below, with a maximum of 5 points)</b> Check all that apply	<input checked="" type="checkbox"/>			
	Interpretive Signs		<input checked="" type="checkbox"/>		
	Educational Brochures/Pamphlets		<input checked="" type="checkbox"/>		
	Educational Posters		<input checked="" type="checkbox"/>		
	Agency Program Brochure		<input checked="" type="checkbox"/>		
	Website		<input checked="" type="checkbox"/>		
	Events/Programs		<input checked="" type="checkbox"/>		
	Public Meetings		<input checked="" type="checkbox"/>		
	Other: Please List		<input type="checkbox"/>		
	<b>TOTAL NUMBER CHECKED</b>		5	<input type="checkbox"/>	

<b>PLANNING &amp; OPEN SPACE PRESERVATION CONTINUED</b>		<b>YES</b>	<b>NO</b>	<b>N/A</b>	<b>POINTS</b>
7.	Does your agency create/maintain relationships with any of the following to ensure community-supported protection of open spaces: <b>(1 point for each checked below, with a maximum of 4 points)</b> Check all that apply	<input checked="" type="checkbox"/>			
	Other Government Agencies		<input checked="" type="checkbox"/>		
	Not-for-Profit Organizations		<input checked="" type="checkbox"/>		
	Private Landowners		<input checked="" type="checkbox"/>		
	Other: Please List				
	<b>TOTAL NUMBER CHECKED</b>		3	<input type="checkbox"/>	
		<b>YES</b>	<b>NO</b>	<b>N/A</b>	<b>POINTS</b>
8.	Does your agency partner with organizations and/or local developers in order to provide information on living around natural resource areas or manmade detention/retention sites?		<input checked="" type="checkbox"/>		0 <input type="text"/>
		<b>YES</b>	<b>NO</b>	<b>N/A</b>	<b>POINTS</b>
9.	Does your agency's planning and maintenance departments work together to incorporate natural resource best management practices into traditional park and building facility site plans?	<input checked="" type="checkbox"/>			1 <input type="text"/>

TOTAL POINTS

34



PROGRAMMING		YES	NO	N/A	POINTS
1.	Does your agency own and operate a nature center?	<input checked="" type="checkbox"/>			1
	a. If you answered NO, does your agency provide on-going nature education or nature interpretive programming?				
		YES	NO	N/A	POINTS
2.	Does your agency partner to provide nature programming (e.g. Audubon Society, local garden clubs, Master Gardeners, conservation organizations, soil and water conservation districts, extension services, etc.)	<input checked="" type="checkbox"/>			1
		YES	NO	N/A	POINTS
3.	Does your agency provide programs regarding sustainable living (e.g. native or organic gardening, low environmental impact, composting, bee keeping)	<input type="checkbox"/>			0
		YES	NO	N/A	POINTS
4.	Does your agency proactively educate residents regarding wildlife issues and ways to avoid conflicts?	<input checked="" type="checkbox"/>			1
		YES	NO	N/A	POINTS
5.	Does your agency inform the community of sustainable landscape options that would help resolve issues? (i.e. algal blooms in ponds and excessive goose droppings on lawns)	<input checked="" type="checkbox"/>			1
		YES	NO	N/A	POINTS
6.	Do staff members consider any of the following "green" criteria when preparing for programs and purchasing program supplies? <b>(1 point for each checked below, with a maximum of 5 points)</b> Check all that apply.	<input checked="" type="checkbox"/>			
	Minimal Packaging			<input checked="" type="checkbox"/>	
	Recycled and Recyclable Content			<input checked="" type="checkbox"/>	
	Renewable Resource Content			<input type="checkbox"/>	
	Minimum 30% Post Consumer Materials			<input type="checkbox"/>	
	Low VOC Furnishings, Paints, etc.			<input checked="" type="checkbox"/>	
	Low Toxicity Cleaning Products			<input checked="" type="checkbox"/>	
	Locally Produced Materials/Products			<input checked="" type="checkbox"/>	
	Other: Please List			<input type="checkbox"/>	
	<b>TOTAL NUMBER CHECKED</b>				5
		YES	NO	N/A	POINTS
7.	Does your agency clearly communicate its waste reduction and recycling expectations for: <b>(1 point for each checked below, with a maximum of 5 points)</b> Check all that apply	<input checked="" type="checkbox"/>			
	Facility Rentals			<input checked="" type="checkbox"/>	
	Special Events			<input checked="" type="checkbox"/>	
	Program Participants			<input checked="" type="checkbox"/>	
	Contracted Vendors / Program Instructors			<input checked="" type="checkbox"/>	
	Other: Please List Affiliate Groups			<input checked="" type="checkbox"/>	
	<b>TOTAL NUMBER CHECKED</b>				5

Check this box to clear this page

PROGRAMMING CONTINUED		YES	NO	N/A	POINTS
8.	Does your agency have and/or support a volunteer program to aid in the following? <b>(1 point for each checked below, with a maximum of 3 points)</b> Check all that apply.	<input checked="" type="checkbox"/>			
	Land Stewardship		<input checked="" type="checkbox"/>		
	Environmental Education		<input checked="" type="checkbox"/>		
	Other: Please List				
	<b>TOTAL NUMBER CHECKED</b>			2	<input type="checkbox"/>
		YES	NO	N/A	POINTS
9.	Are program staff provided training and encouragement from supervisors in energy and resource conservation (e.g. thermostat settings, lights, recycling, etc.)?	<input checked="" type="checkbox"/>			1 <input type="checkbox"/>
		YES	NO	N/A	POINTS
10.	Does your agency actively fund and/or apply for grants to support: <b>(1 point for each checked below, with a maximum of 4 points)</b> Check all that apply	<input checked="" type="checkbox"/>			
	Environmental Programs		<input checked="" type="checkbox"/>		
	Interpretive Initiatives (i.e. signage, brochures, displays, etc.)		<input checked="" type="checkbox"/>		
	Nature Play Areas		<input checked="" type="checkbox"/>		
	Other: Please List Trail Maps		<input checked="" type="checkbox"/>		
	<b>TOTAL NUMBER CHECKED</b>			4	<input type="checkbox"/>
		YES	NO	N/A	POINTS
11.	Does your agency clearly communicate its energy conservation expectations for: <b>(1 point for each checked below, with a maximum of 5 points)</b> Check all that apply	<input checked="" type="checkbox"/>			
	Facility Rentals		<input checked="" type="checkbox"/>		
	Special Events		<input checked="" type="checkbox"/>		
	Program Participants / Facility Users		<input checked="" type="checkbox"/>		
	Contracted Vendors / Program Instructors		<input checked="" type="checkbox"/>		
	Other: Please List Affiliate Groups		<input checked="" type="checkbox"/>		
	<b>TOTAL NUMBER CHECKED</b>			5	<input type="checkbox"/>

TOTAL POINTS	26	<input type="checkbox"/>
GRAND TOTAL OF ALL THE SECTIONS COMBINED	16	<input type="checkbox"/>
TOTAL POSSIBLE POINTS	0	<input type="checkbox"/>
PERCENTAGE	83%	<input type="checkbox"/>

**GRAND TOTAL POINT REVIEW**

There are 202 total possible points. The percentage calculated should exclude all sections you marked not applicable. Divide your points earned by the total point eligible to find your percentage score.

90% - 100% Your agency is an environmental leader in the field and has reason to be proud.

70% - 90% Your agency is doing a very good job, and should keep up the good work. Look at those questions for which you answered NO, and develop strategies to address them.

50% - 70% Your agency is doing a good job, and certainly more than most public agencies. Look at those questions for which you answered NO, and develop a strategy to address those.

30% - 50% Your agency is doing OK, and should be proud of what it has accomplished, but still has much to work on.

30% or less Your agency has no where to go but up in terms of improving its environmental practices.

FINAL QUESTION – Does your agency have a representative on IPRA's Environmental Committee?  YES or  NO

Signature

*Jason Herbst*

Date

7/25/23

Board review and approval for Distinguished Park and Recreation Accreditation

Date



### **Earth Day Trail Race request**

We would like to request to hold a spring trail running race through the trails of Veteran Acres and Sterne's Woods. Promoting Earth Day is important to our group. Participants will be required to carry water bottle to produce less trash. The finisher awards are hand painted by kids and adult trail stewards on recycled wood. We hear so many compliments about the beautiful trails and park. Crystal Lake Park District is very much appreciated by the participants. This race has become a yearly tradition started in 2012 for many families.

### **Race Specifics:**

#### **Earth Day 50k/15 mile**

Date: April 20, 2024

Races start time 8:00am

**Race start/finish-** Race headquarters will be the main Pavilion at Veteran acres on Walk Up Avenue. This will also be an aid station serving food, water sport drinks to the runners. We will hang some banners and have a finish line shoot. We will use pop up tents, and a finish line arch.

**Course-** a 5.2-mile loop through the trails of Veteran Acres and Sterne's woods that will be repeated 6 times.

**Course markings-** The course will be marked using plastic ribbons tied to tree branches. Small flags on metal poles stuck in the ground and 1-inch-wide sticks with signs attached to them. The sticks will be pounded into the ground. We will not use paint of any kind in any area. Course markings are taken down immediately following the race. Then we sweep the course on Sunday to make sure nothing was left behind.

**Race set up and clean up-** We will arrive 1 ½ hours before race to set up race headquarters. We will clean up the area following the end of the race and be out of there by dusk. We will come back on Monday to make sure we have not missed anything.

Thank you,

Michele Hartwig

Race Director at Ornery Mule Racing

OrneryMuleRacing.com | EarthDayTrailrace.com

**Frozen Gnome 50k/10k**  
**Saturday January 6th, 2024**



We are a group of athletes that enjoy running trails and long-distance races. We realize the land is a conservation area and we respect that. We would like to request permission to hold a winter running race through the trails of Veteran Acres and Sterne's Woods.

**Frozen Gnome 50k and 10k**

Race start times- January 6th

10k- Sunday 7:45 am

50k- Saturday 7:45 All runners will be done by 4:15 pm

**Purpose-** to provide a safe & fun trail race for experienced and new trail runners.

**Race start/finish-** Race headquarters will be at the pavilion north of the tennis courts and main parking lot on Walk Up. We want to wrap the pavilion with plastic to keep the wind out. We chose this location, so we are not in the way of people sledding.

**Course-** a 6.1-mile loop through the trails of Veteran Acres and Sterne's woods. The aid station for each loop will be at Race headquarters. All runners will be required to carry water. The 10k runners will do the loop once and the 50k runners will do the loop 5 times. The course will not go near the sledding hills.

**Course markings-** The course will be marked using plastic ribbons tied to trees. Small flags on metal poles stuck in the ground and 1-inch-wide sticks with signs attached to them on confusing corners. The sticks will be pounded into the ground. We will not use paint of any kind in any area.

**Race set up and clean up-** We will mark the course the evening of January 8<sup>th</sup>. Then we will arrive 1 ½ hour before race to set up race headquarters. We will clean up the area immediately following the end of the race and be out of there by dusk. We will have multiple people walk the course the following morning to make sure all course markings and anything that is on the trails is picked up. We will also double check the Race headquarters to make sure all trash and supplies have been picked up. We will leave the park exactly as it was before the race.

We would also like to use the concession stand for packet pick up.

Thank you,

Michele Hartwig  
RunFrozenGnome.com  
OrneryMuleRacing.com  
815-261-2667

## **Soul Crusher 5 & 10 mile race request**

We would like to request to hold a fall trail running race through the trails of Veteran Acres and Sterne's Woods. Participants will be required to carry a water bottle to produce less trash. The inaugural Soul Crusher 5 & 10 mile race was held in 2021. This is a great introduction trail race for new runners or a fun challenge for experienced runners. The runners are well cared for by volunteers from the MUDD trail running club. They love welcoming folks to their home training trail and do an amazing job. We hear so many compliments about the beautiful trails and park after the race. Crystal Lake Park District is very much appreciated by the participants.

### **Race Specifics:**

Date: October 19, 2024

Races start time 8:00am

**Race start/finish-** Race headquarters will be the North Pavilion at Veteran acres on Walk Up Avenue, just past the baseball Field. This will also be an aid station serving food, water sport drinks to the runners. We will hang some banners and have a finish line shoot. We will use pop up tents, and a finish line arch.

**Course-** a 5 mile loop through the trails of Veteran Acres and Sterne's woods that will be repeated 2 times for the 10 mile runners.

**Course markings-** The course will be marked using plastic ribbons tied to tree branches. Small flags on metal poles stuck in the ground and 1-inch-wide sticks with signs attached to them. The sticks will be pounded into the ground. We will not use paint of any kind in any area. Course markings are taken down immediately following the race. Then we sweep the course on Sunday to make sure nothing was left behind.

**Race set up and clean up-** We will arrive 1 ½ hours before race to set up race headquarters. We will clean up the area following the end of the race and be out of there by dusk. We will come back on Monday to make sure we have not missed anything.

Thank you,

Michele Hartwig  
Race Director at Ornery Mule Racing  
OrneryMuleRacing.com  
815-261-2667



JULY 13, 2023

Mr. Kurt Reckamp,  
Superintendent of Recreation Programs and  
Facility Services  
Crystal Lake Park District  
1 East Crystal Lake Avenue  
Crystal Lake, IL 60014

Dear Kurt:

The employees and families of Sunrise Senior Living of Crystal Lake would like to host a 5K fundraiser in memory of many residents who have passed away or suffered from Alzheimer's or Dementia.

Over the years we have held various fund raisers from hosting Corvette Club, auctions and this year wanting to host a 5K. We will be handling all logistics for the day as well as the registration process.

Please consider this letter the "official" written request from Sunrise of Crystal Lake to host this event at Lippold Park on October 14, 2023. Time frame: 9 AM until noon.

Please let me know what else you may need in your consideration of this request.

Thank you!  
Best regards,

Kristine Babinski

Sunrise of Crystal Lake

Director of Sales

815-271-2794



## **MEMORANDUM**

**DATE:** August 10, 2023

**TO:** Park Board of Commissioners

**FROM:** Amy Olson, Manager of Park Planning and Development

**SUBJECT:** Della Park Design

---

### **Summary**

We plan to apply for the IDNR OSLAD grant opportunity to expand the offerings provided at Della Street Park in Lakewood. To identify recreation options for the park, local residents were surveyed for their preferences.

We mailed out 287 postcards to the residents living near the park inviting residents to the meeting and the on-line survey. Our website also invited residents to the survey. We received community feedback via an on-line survey that was created through Survey Monkey. We hosted a community meeting at the park on Wednesday August 16 from 5:30-6:30pm.

Community input favored adding a walking path, exercise equipment, new playground with swings, and more. Requests were made to provide access to the Kishwaukee River and to put back the bridge connecting the park to the neighborhood to the northwest.

The final concept design will be shared at the Board Meeting.

### **Recommendation**

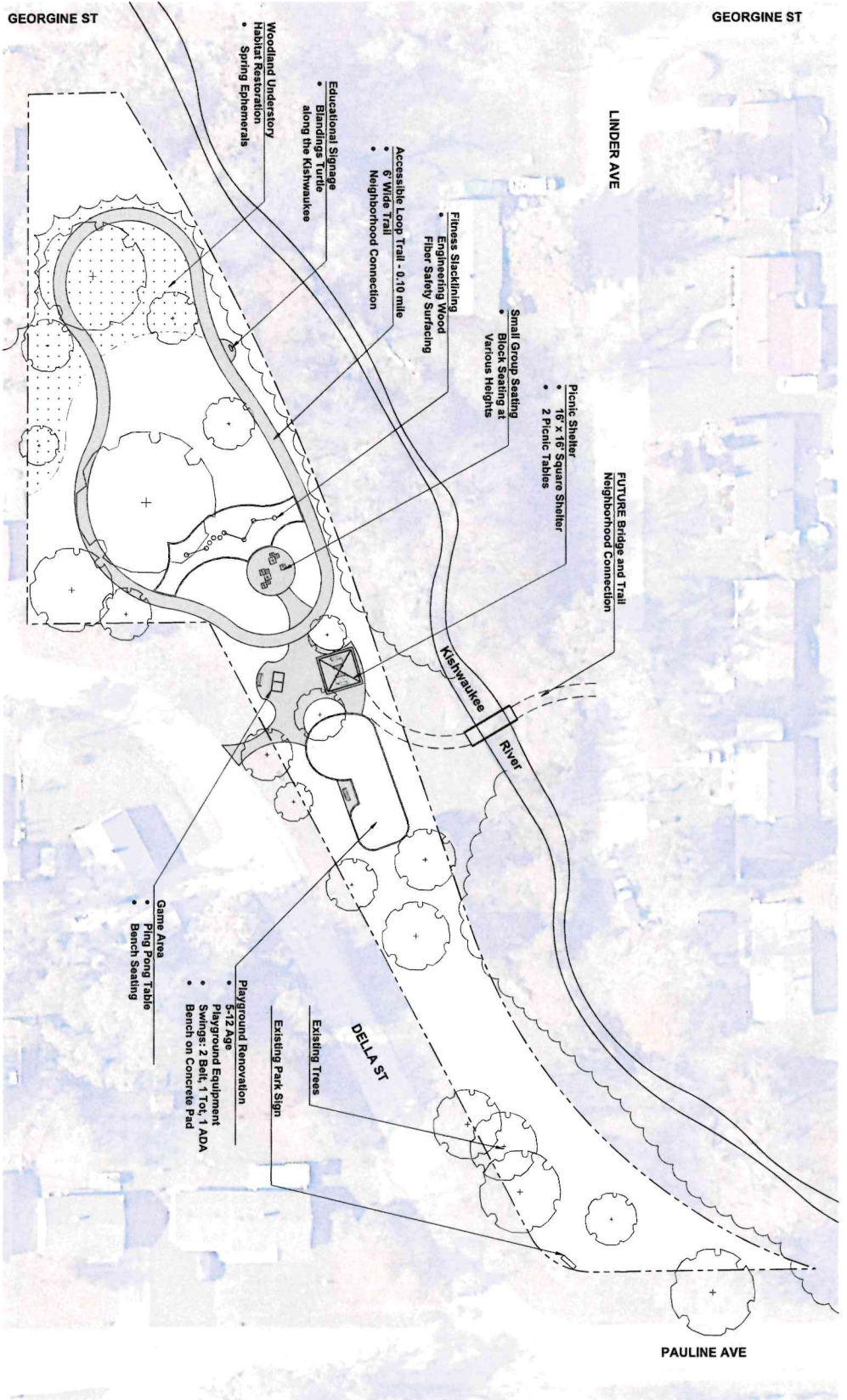
It is recommended that the Board approve the final concept design for Della Street Park Playground.

*Serving the Residents of Crystal Lake and Lakewood*

**1 E. Crystal Lake Avenue | Crystal Lake IL 60014 | 815.459.0680**

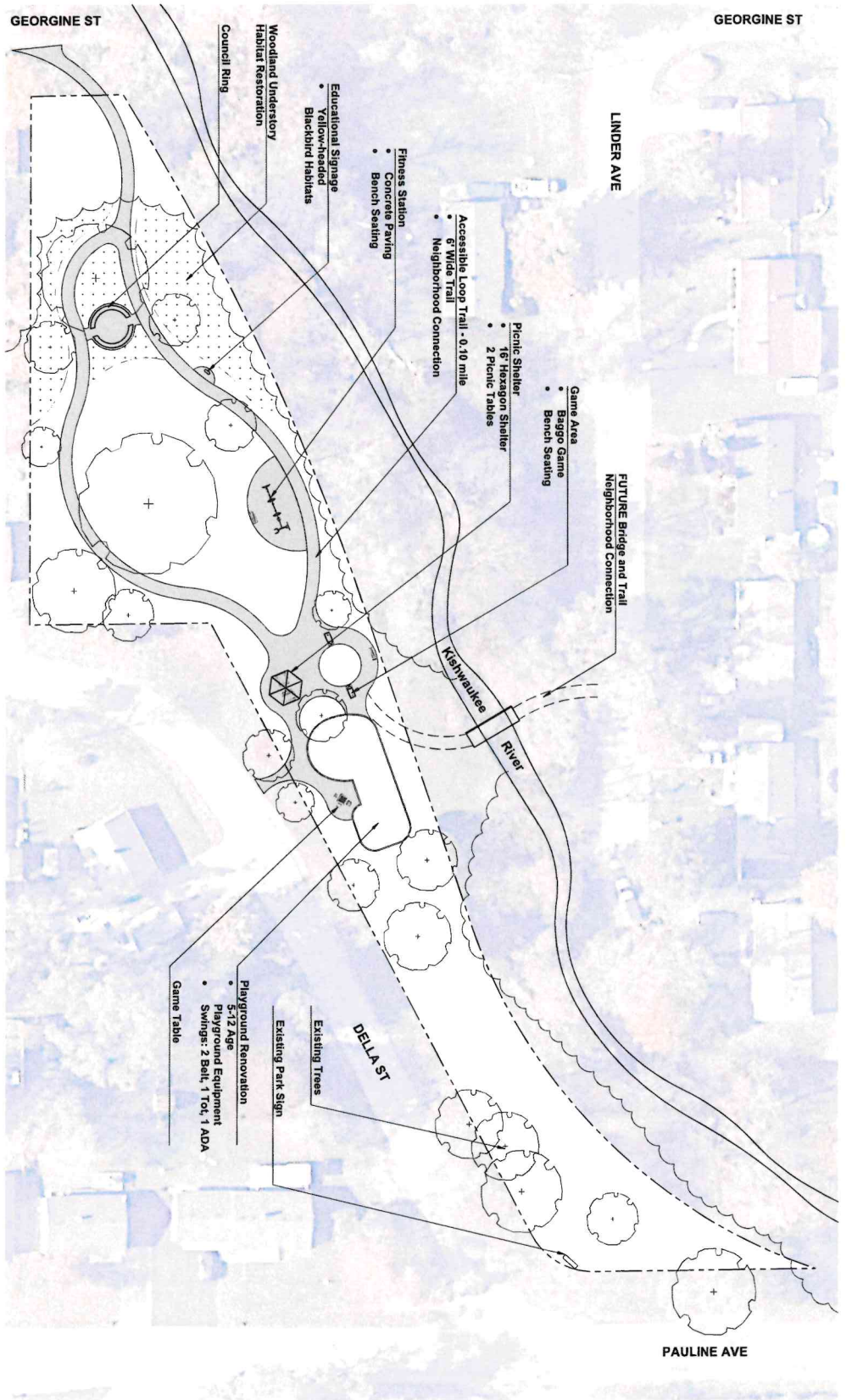
**CRYSTALLAKEPARKS.ORG**

# CONCEPT PLAN A





# CONCEPT PLAN B





## MEMORANDUM

**DATE:** August 9, 2023

**TO:** Board of Commissioners

**FROM:** Jason Herbster, Executive Director  
Tina Becke, Superintendent of Business Services

**SUBJECT:** Resolution 23.24.07 Bank Signers

---

The signers on all of the Park District's bank and investment accounts need to be updated as a result of the change in Assistant Treasurer. The attached resolution directs the District's financial institutions to allow the Treasurer, Assistant Treasurer, and Executive Director the ability to sign on the District's accounts.

**Recommendation:**

Adopt Resolution 23.24.07 to update bank signers to agree with the appointments made at the May 2023 Board Meeting.

*Serving the Residents of Crystal Lake and Lakewood*

1 E. CRYSTAL LAKE AVE CRYSTAL LAKE IL 60014 815.459.0680 CRYSTALLAKEPARKS.ORG

EXPLORE | PLAY | EXPERIENCE

**RESOLUTION NO. 23.24.07**

**A RESOLUTION PROVIDING FOR COLLATERALIZATION OF DEPOSITS AND DESIGNATING SIGNATORIES FOR BANKING TRANSACTIONS**

**WHEREAS**, Crystal Lake Park District is authorized to make transactions in any bank or savings institution that is insured by the Federal Deposit Insurance Corporation (FDIC) or the Federal Savings and Loan Insurance Corporation (FSLIC); and

**WHEREAS**, if the total deposits at any one institution exceeds the FDIC or FSLIC insurance limits, the Crystal Lake Park District is required to secure such deposit with acceptable collateral; and

**WHEREAS**, the President and Board of Commissioners desire to designate those individuals who shall be authorized signatories of the Crystal Lake Park District for banking transactions.

**NOW, THEREFORE, BE IT RESOLVED**, by the President and Board of Commissioners of the Crystal Lake Park District, McHenry County, Illinois, as follows:

**SECTION 1:** If the total deposits at any one institution exceeds the FDIC or FSLIC insurance limits, the Crystal Lake Park District will accept any collateral identified in the Illinois Compiled Statutes as acceptable for use by the Treasurer of the State of Illinois.

**SECTION 2:** Two authorized signatures are required to accept and pay all checks, drafts, notes, bills and other orders for the payment of money. Two authorized signatures are required to accept for collection and deposit all drafts, notes, bills, certificates of deposit or other items payable to or owned by the District.

The named persons who have been lawfully elected or appointed to the following offices or positions within the Crystal Lake Park District shall be designated authorized signatories of the Crystal Lake Park District:

Jason Heisler – Treasurer  
Kristine Becke – Assistant Treasurer  
Jason Herbster – Executive Director

**SECTION 3:** Any qualified depository is hereby authorized to honor, receive, certify, or pay all instruments signed in accordance with the foregoing and said depositories shall not be required to be under any obligation to inquire as to the circumstances of such issuance.

**SECTION 4: EFFECTIVE DATE.** This Resolution will be in full force and effect from and after its passage and approval as provided by law.

Motion made by \_\_\_\_\_, seconded by \_\_\_\_\_, that the Resolution be adopted.

**ADOPTED BY THE PRESIDENT AND BOARD OF COMMISSIONERS** of the Crystal Lake Park District, Illinois at a regular meeting thereof held on the 17<sup>th</sup> Day of August, 2023, pursuant to a roll call vote as follows:

AYES: \_\_\_\_\_

NAYS: \_\_\_\_\_

ABSENT: \_\_\_\_\_

**APPROVED** by me this \_\_\_\_\_ day of \_\_\_\_\_, 2023.

\_\_\_\_\_

President

(SEAL)

ATTEST:

\_\_\_\_\_

Secretary



Report to the Board From: Jason Herbster

Date: August 7, 2023

### **MCYSA Tournament**

The McHenry County Youth Sports Association (MCYSA) annual baseball tournament kicked off for the 30<sup>th</sup> year on July 14, 2023. I attended a few games over the course of the first weekend and this organization continues to do an outstanding job hosting a first rate tournament. MCYSA continues to adjust the approach they take in order to accommodate changed expectations of what youth sports teams want in a tournament experience.

### **Department Head Meetings**

During the month of July, I have implemented weekly Department Head group meetings moving forward. In the past, Administrative Staff meetings have been held weekly, but these new meetings include just department heads to focus on big picture/high level thinking items to assist in moving the Park District forward. I also meet bi-weekly with Department Heads individually to focus specifically on their areas.

### **Crystal Lake Parks Initiative Foundation**

The band shell at Main Beach was officially dedicated to the Crystal Lake Parks Initiative Foundation at the August 1, 2023, concert in the park. The dedication was made as a way to showcase what the work the foundation does goes towards. President Anderson provided a brief introduction on what the foundation is all about and what it means to the Park District and community along with introducing the current foundation Board. CLPIF President Bryan Younge then spoke briefly about the foundation. A special thank you to Commissioners Anderson and Johnson for being at this event.

### **PARC Grant**

Letters were sent to our State Legislators, Senator DeWitte and Representative Ness, informing them of the Crystal Lake Park District's submission of a PARC grant for improvements to the Mickey Sund Complex at Lippold Park. The letter briefly outlined the project and asked for their support in any way as our application is placed through the process.

### **NISRA Board Meeting**

The monthly NISRA Board meeting was held on July 19, 2023. Agenda items of interest included Committee assignments for the 2023-2024 year, strategic plan goal completion report, the Executive Directors 2023-2024 work initiatives and a preliminary discussion of the 2024-2025 member dues. I was selected to serve on the Finance Committee and Strategic Plan Committee. Inclusion numbers were provided for fiscal

*Serving the Residents of Crystal Lake and Lakewood*

1 E. CRYSTAL LAKE AVE CRYSTAL LAKE IL 60014 815.459.0680 CRYSTALLAKEPARKS.ORG

**EXPLORE | PLAY | EXPERIENCE**



year 2022-2023 and the Crystal Lake Park District had the highest numbers. Below is the chart showing the information:

**Inclusion Numbers  
Fiscal Year 2022-2023**

Member District	Number of Participants	Participants in programs
Barrington Park District	22	25
Cary Park District	5	5
Crystal Lake Park District	72	73
Dundee Township Park District	22	23
City of Elgin	15	15
Hampshire Park District	0	0
City of Harvard	0	0
Huntley Park District	9	9
Village of Lake in the Hills	2	2
Marengo Park District	1	1
City of McHenry	1	1
Wauconda Park District	10	11
City of Woodstock	5	6
<b>Total</b>	<b>164</b>	<b>171</b>

**IAPD/IPRA Distinguished Accreditation Committee**

Work continues mentoring the Mundelein Park District and the Huntley Park District through the accreditation process. Both are moving through the process well and anticipate being reviewed in the fall of 2023. Time was also spent this month training a committee member on how to become a mentor. The more mentors the committee has, the better the accreditation program becomes.

**IAPD Legislative Update**

**#29-2023 -- August 3, 2023**

**TO: IAPD Members**

**FROM: Peter Murphy, Esq., CAE, IOM, IAPD President and CEO**

**Jason Anselment, IAPD General Counsel**

**Mitchell Remmert, Director of Advocacy & Strategic Initiatives**

**RE: Governor Signs More Legislation of Interest to IAPD Member Agencies**

*Serving the Residents of Crystal Lake and Lakewood*

**1 E. CRYSTAL LAKE AVE   CRYSTAL LAKE IL 60014   815.459.0680   CRYSTALLAKEPARKS.ORG**

**EXPLORE | PLAY | EXPERIENCE**



As we stated in [previous Legislative Updates](#), we will continue to update you as the Governor takes action on bills we tracked during the Spring Session that passed both chambers of the General Assembly and that may impact or be of interest to you, your board, and your agency.

[HB 1363 / Public Act 103-0282 \(Guzzardi, W. / Villa, K.\)](#) clarifies that an employer is liable for gender-related violence committed by an employee or agent in the workplace if the employer fails to train, supervise, or monitor the employee, or fails to investigate complaints or reports about the employee and fails to take remedial measures in response to those complaints. Furthermore, the employer is only liable if the interaction giving rise to the gender-related violence arises out of and in the course of employment with the employer, i.e., while the employee was directly performing the employee's job duties and the gender-related violence was the proximate cause of the injury; or while the agent of the employer was directly involved in the performance of the contracted work and the gender-related violence was the proximate cause of the injury. This law is effective immediately.

[HB 1526 / Public Act 103-0284 \(Harper, S. / Hunter, M.\)](#) creates the Outdoor Rx Program to provide grants to public and private agencies to provide outdoor environmental, ecological, agricultural, or other natural resource-based or outdoor-based therapy programs to Illinois residents. The program will be administered by the Department of Human Services based on feedback provided by an advisory committee created through the Department of Natural Resources. IAPD will be actively monitoring the implementation of this program. This law is effective January 1, 2024.

Also effective January 1, 2024, [HB 1540 / \(Public Act Number Pending\) \(Lilly, C. / Morrison, J.\)](#) will ban “electronic smoking devices,” also known as e-cigarettes, in locations where smoking is prohibited under the Smoke Free Illinois Act.

[HB 2068 / Public Act 103-0291 \(Mah, T. / Villivalam, R.\)](#) is intended to promote the use of the public transit system of the Regional Transportation Authority (RTA) in Cook and the Collar Counties by employees who work for larger employers near a fixed-route transit service stop. Beginning January 1, 2024, the law will require employers with 50 or more full-time employees who work an average of 35-hours-per week to establish a payroll deduction system that permits employees to use pre-tax dollars for the purchase of a transit pass if 1) the employer is located in Cook County or in specified townships in the Collar Counties as detailed on [page 1, lines 10-23 and page 2, lines 1-7 in the erolled bill](#), and 2) the employer has 50

*Serving the Residents of Crystal Lake and Lakewood*

1 E. CRYSTAL LAKE AVE   CRYSTAL LAKE IL 60014   815.459.0680   CRYSTALLAKEPARKS.ORG

EXPLORE | PLAY | EXPERIENCE



or more full- time employees who are employed at an address within one mile of a fixed-route transit service. Employers may comply by participating in a program offered by the RTA or Chicago Transportation Authority (CTA). If the benefit is required, it must be offered to employees starting on the employee's first full pay period after 120 days of employment.

[HB 2447 / Public Act 103-0311 \(Avelar, D. / Loughran Cappel, M.\)](#) amends the Open Meetings Act to add unexpected childcare obligations to the current list of reasons that a public body member may attend a meeting remotely if a quorum of the members of the public body is physically present and the public body has met the other statutory requirements, including the adoption of a remote attendance policy. **Public bodies with existing remote attendance policies will need to update those policies in order to avail themselves of this new option.** This law is effective immediately.

[HB 2493 / Public Act 103-0314 \(Ortiz, A. / Peters, R.\)](#) amends the Victim's Economic Security and Safety Act (VESSA) to expand the reasons for which an employee may take unpaid leave by allowing up to 10 days of unpaid leave to attend a funeral of, make arrangements for, or grieve the death of a family or household member who is killed in a crime of violence. The unpaid leave must be used within 60 days after the date the employee learns of the death of a family or household member and is subject to exceptions where other leave is applicable. Employees must provide an employer with at least 48 hours' notice of the employee's intention to take the leave unless providing such notice is not practicable. This law is effective January 1, 2024.

[HB 2518 / Public Act 103-0315 \(Croke, M. / Turner, D.\)](#) extends the estimated dates of completion for redevelopment projects, or TIF districts, throughout the state. A proposed amendment to the bill during the legislative process would have placed a new requirement in statute for the Governor, Senate President, and Speaker of the House to receive written support from each school district and community college district within a redevelopment project area prior to the TIF receiving an extension. **IAPD expressed concerns over the exclusion of other units of local government from this requirement because current practice requires letters of support from all units of local government.** A subsequent amendment removed the language relating to school districts and community college districts prior to passage by the full General Assembly. This law is effective immediately.

Effective January 1, 2024, [HB 2782 / Public Act 103-0324 \(Williams, A. / Villivalam, R.\)](#) will require investment managers to disclose to each governmental

*Serving the Residents of Crystal Lake and Lakewood*

1 E. CRYSTAL LAKE AVE CRYSTAL LAKE IL 60014 815.459.0680 CRYSTALLAKEPARKS.ORG

EXPLORE | PLAY | EXPERIENCE





unit, public agency, pension fund, or retirement system for whom the investment manager is acting as a fiduciary the process through which they prudently integrate sustainability factors into their investment decision-making, investment analysis, portfolio construction, due diligence, and investment ownership in order to maximize anticipated risk adjusted financial returns, identify projected risk, and execute the manager's fiduciary duties prior to the award of a contract.

[HB 3301 / Public Act 103-0324 \(Costa Howard, T. / Halpin, M.\)](#) will add individuals under an independent contractor arrangement to the types of newly hired employees that employers are required to report to the Illinois Department of Employment Security. The legislation is intended to assist the State in locating individuals that use their status as an independent contractor to avoid paying child support. This law is effective January 1, 2024.

The Governor also approved several measures amending the Prevailing Wage Act, all of which are effective January 1, 2024. [HB 3370 / Public Act 103-0346 \(Vella, D. / Castro, C.\)](#) will require that the prevailing wage be paid on public works projects paid for wholly or in part out of public funds that are power washing projects in which steam or pressurized water is used to remove paint or other coatings, oils or grease, corrosion, or debris from a surface or to prepare a surface for a coating. [HB 3792 / Public Act 103-0359 \(Walsh, L., Jr. / Stadelman, S.\)](#) will require the prevailing wage for construction projects involving fixtures or permanent attachments on light poles owned by a public body unless the project is performed by employees employed directly by the public body. Another law the Governor previously signed, [HB 3491 / Public Act 103-0048 \(Hanson, M. / Preston, W.\)](#) will provide that any laborer, worker, or mechanic employed by a contractor or subcontractor that is paid less than the prevailing wage with a right of action for the difference between the amount paid and the prevailing rates required to be paid.

[SB 74 / Public Act 103-0369 \(Peters, R. / Meyers-Martin, D.\)](#) is intended to address difficulties some homeowners in Cook County have experienced in paying delinquent property taxes. The law creates the Property Tax Payment Plan Task Force to study and make recommendations for the implementation of payment plan options for delinquent property taxes in Cook County that prevents eligible tax-delinquent owner-occupied properties from being sold at an annual tax sale. The Task Force must take into consideration the impact of the payment plan options on homeowners, taxpayers, local agencies responsible for the collection of property taxes, and local taxing districts and submit a report to the General Assembly no later than November 15, 2023. This law is effective immediately.

*Serving the Residents of Crystal Lake and Lakewood*

1 E. CRYSTAL LAKE AVE CRYSTAL LAKE IL 60014 815.459.0680 CRYSTALLAKEPARKS.ORG

EXPLORE | PLAY | EXPERIENCE



[SB 895 / Public Act 103-0373 \(Halpin, M. / Johnson, G.\)](#) amends the Township Code, the Municipal Code, and the Counties Code to restrict these governments from constructing or otherwise altering or maintaining transportation-related infrastructure outside of their corporate boundaries unless that work is performed in an adjacent municipality or township, is jointly performed with another county, municipality, or township pursuant to an intergovernmental agreement, or is provided as necessary relief services following a disaster. [SB 895](#) was compromise legislation that was filed in response to IAPD's opposition to [SB 249 \(Halpin, M.\)](#), which would have required employees of a public body be paid the prevailing wage rate when performing the construction or demolition of public works on behalf of another public body, thereby impeding intergovernmental cooperation. **As a direct result of IAPD's advocacy efforts**, all references to the Prevailing Wage Act were removed from the new law, which is effective January 1, 2024.

Beginning January 1, 2024, [SB 1710 / Public Act 103-0386 \(Simmons, M. / Huynh, H.\)](#) will require local authorities responsible for paved public bicycle trails to erect permanent signage alerting pedestrians and cyclists of highway crossings and would similarly require authorities with jurisdiction over highways to place signage in advance of bicycle trail crossings. Additionally, if local authorities have actual knowledge of emergencies or safety hazards that create a dangerous condition, they would be required to take reasonable steps to erect temporary signage alerting pedestrians or cyclists to the dangerous condition.

As originally introduced, the legislation would have required permanent signage in advance of all vehicle crossings and contained ambiguous language relating to signage for temporary hazards. **Because of IAPD's concerns about the ability of IAPD member agencies to implement these requirements due to ambiguity in, and the breadth of, the proposed language, the measure was amended** to require temporary signage only where there is actual knowledge of an emergency or safety hazard that creates a dangerous condition and permanent signage only at highway crossings.

---

The legislation discussed above are only a small sample of the hundreds of measures that IAPD tracked during the Spring Session. For a complete list of the status of all of the bills we are tracking, please visit [IAPD's Bill Tracker](#) on the IAPD website, and, as always, please let us know if you have questions concerning any of the bills referenced above or any other specific legislation.

*Serving the Residents of Crystal Lake and Lakewood*

1 E. CRYSTAL LAKE AVE   CRYSTAL LAKE IL 60014   815.459.0680   CRYSTALLAKEPARKS.ORG

EXPLORE | PLAY | EXPERIENCE



We will continue to update you as the Governor takes action on bills that we tracked this year.

*Serving the Residents of Crystal Lake and Lakewood*

1 E. CRYSTAL LAKE AVE CRYSTAL LAKE IL 60014 815.459.0680 CRYSTALLAKEPARKS.ORG

EXPLORE | PLAY | EXPERIENCE



**Report to the Board from: Tina Becke, Superintendent of Business Services**

Date: August 11, 2023

2023/24 Budget/YTD Recap

Month end financial reports for the month ending July 31, 2023 are included in the board packets.

The **Revenue Producing Funds** report for July 2023 as compared to July 2022 provides a more accurate picture of the District's operation funds. As summer activities heat up in July, we see a net deficit each year. Revenues are higher in July 2023 over 2022, along with expenses as well. The District continues to maintain a year-to-date net surplus of 22.77%.

Property Tax Distribution

McHenry County provides a schedule of Tax Receipt Distributions. These are the dates through August.

Fourth Distribution	07/10/23
Fifth Distribution	07/24/23
Sixth Distribution	08/07/23
Seventh Distribution	08/21/23

The summary below shows a comparison over the last four years.

Settlement Sheet Summary				
Distribution	2023	2022	2021	2020
July	66,602.05	94,224.38	144,687.21	143,160.55
YTD	4,475,979.37	4,248,226.86	4,159,702.65	3,829,499.99
% of Total from County	53.12%	53.57%	53.12%	49.80%

Annual Audit

The auditors will be on-site August 21-25 to complete the audit fieldwork. They will prepare a draft of the Annual Comprehensive Financial Report.

Payroll and Human Resources

The first August payday had 334 employees in 2019, 235 employees in 2020, 304 employees in 2021, 362 employees in 2022, and 389 employees in 2023. This is another new high for August.

### New Hires and Returning Employees

Employee trainings continued throughout July and paperwork was processed for 11 new hires and returning employees. This brings the total to 257 staff that have been entered since January.

We welcome Nicole Zeller as the Receivables Accountant. Her first day was August 7.

### Audit Award

Government Finance Officers Association of the United States and Canada (GFOA) has awarded the Certificate of Achievement for Excellence in Financial Reporting to Crystal Lake Park District for its comprehensive annual financial report for the fiscal year ended April 30, 2022. The report has been judged by an impartial panel to meet the high standards of the program, which includes demonstrating a constructive "spirit of full disclosure" to clearly communicate its financial story and motivate potential users and user groups to read the report. The Certificate of Achievement is the highest form of recognition in the area of governmental accounting and financial reporting, and its attainment represents a significant accomplishment by a government and its management.



**Report to the Board from:** Erik Jakubowski, Superintendent of Park Services

**Date:** August 3, 2023

**Overview of park projects and work performed for the month of July:**

Staff worked on the following as well as general custodial and maintenance. Garbage pickup all parks.

**Grounds:**

- Mowing and weed whipping
- Removal of storm damaged trees/limbs
- Watering of all plants, flowers, and new trees

**Maintenance:**

- Painting and replacing of boards on all picnic tables
- Installation of memorial benches
- Filter, condenser and thermostat checks at buildings

**Natural Resources**

- Planning vegetation management
- Invasive brush control
- Field review sites

**Special Events, Recreation, Affiliate groups & Miscellaneous:**

- Replacing banners @ Administration, Barlina, Main & Palmer House
- Set up, clean up and take down for 4<sup>th</sup> of July event at Main Beach
- Prep and clean up of weekly concerts at Main Beach
- Set up for MCYSA tournament at Lippold

Break down of hours Park Services: July 2022 and July 2023

<b>YEAR</b>	<b>2022</b>	<b>2023</b>
MAINTENANCE:	910.00	860.50
GROUNDS:	1752.50	1366.50
CUSTODIAL:	292.00	602.50
MOWING:	754.50	912.00
TRASH PICKUP:	519.50	523.00
VANDALISM:	4.50	1.00
IRRIGATION:	4.00	111.00
WATER LEVEL READINGS:	9.00	6.00
EQUIPMENT MAINTENANCE:	64.50	72.00
TRUCK MAINTENANCE:	56.00	55.50
MISCELLANEOUS:	36.50	187.00
SAFETY TRAINING:	0.00	34.00
<b>Weekly Hours</b>	<b>4,403.00</b>	<b>4,731.00</b>
Weekend/Holiday Hours/Includes weekend inspections	201.50	147.00
Custodial Weekend/Holiday	86.50	112.00
<b>Weekend/Holiday hours</b>	<b>288.00</b>	<b>259.00</b>
<u>Inspection Hours:</u>		
BUILDINGS	57.00	57.50
GROUNDS & DOG PARK GROUNDS	34.50	49.00
PLAYGROUNDS/TENNIS COURTS/EXERCISE EQUIPMENT/SPLASH PADS	103.50	106.50
BATTING CAGES/DAILY	43.50	77.00
SKATE PARK	22.00	23.00
<b>TOTAL INSPECTION HOURS</b>	<b>260.50</b>	<b>313.00</b>
<b>TOTAL HOURS/MONTH</b>	<b>4,942.91</b>	<b>5,303.00</b>

**BUILDING MAINTENANCE / CONSTRUCTION & PAINTING**

(Inspections & trash pick-up hours are noted in black also)

**MAINTENANCE: CUSTODIAL: GROUNDS: MOWING: VANDALISM: WEEK**

<b><u>ADMINISTRATION CENTER:</u></b>	0.00
<b>MAINTENANCE</b>	10.00
<b>CUSTODIAL</b>	63.50
<b>GROUNDS</b>	11.50
<b>MOWING</b>	6.50
<i>Building inspection</i>	1.50
<i>Grounds inspection</i>	0.00
TRASH PICK UP	0.00
<b>VANDALISM</b>	0.00
<b>TOTAL HOURS:</b>	<b>93.00</b>

<b><u>ASBURY PARK:</u></b>	
<b>MAINTENANCE</b>	0.00
<b>GROUNDS</b>	69.50
<b>MOWING</b>	0.50
<i>Grounds inspection</i>	1.00
<i>Playground inspection</i>	0.50
TRASH PICK UP	9.00
<b>VANDALISM</b>	0.00
<b>TOTAL HOURS:</b>	<b>80.50</b>

<b><u>BRIGHTON OAKS:</u></b>	
<b>MAINTENANCE</b>	0.00
<b>GROUNDS</b>	14.50
<b>MOWING</b>	0.00
<i>Grounds inspection</i>	1.00
<i>Playground inspection</i>	1.00
TRASH PICK UP	13.00
<b>VANDALISM</b>	0.00
<b>TOTAL HOURS:</b>	<b>29.50</b>

<b><u>BUTTERNUT PRESERVE:</u></b>	
<b>MAINTENANCE</b>	0.00
<b>GROUNDS</b>	0.00
<b>MOWING</b>	0.00
<i>Grounds inspection</i>	1.00
TRASH PICK UP	9.00
<b>VANDALISM</b>	0.00
<b>TOTAL HOURS:</b>	<b>10.00</b>

<b><u>CANTERBURY:</u></b>	
<b>MAINTENANCE</b>	9.50
<b>GROUNDS</b>	0.00

<b>MOWING</b>	23.00
<i>Grounds inspection</i>	1.50
<i>Playground inspection</i>	12.00
TRASH PICK UP	6.00
<b>VANDALISM</b>	0.00
<b>TOTAL HOURS:</b>	<b>52.00</b>

<b><u>CRESS CREEK PROPERTY:</u></b>	
<b>MAINTENANCE</b>	0.00
<b>GROUNDS</b>	10.00
<b>MOWING</b>	7.50
<i>Grounds inspection</i>	1.50
TRASH PICK UP	1.00
<b>VANDALISM</b>	0.00
<b>TOTAL HOURS:</b>	<b>20.00</b>

<b><u>DELLA STREET PARK:</u></b>	
<b>MAINTENANCE</b>	0.00
<b>GROUNDS</b>	11.00
<b>MOWING</b>	0.00
<i>Grounds inspection</i>	0.50
<i>Playground inspection</i>	2.00
TRASH PICK UP	10.00
<b>VANDALISM</b>	0.00
<b>TOTAL HOURS:</b>	<b>23.50</b>

<b><u>FEINBERG PARK:</u></b>	
<b>MAINTENANCE</b>	0.00
<b>GROUNDS</b>	15.00
<b>MOWING</b>	0.50
<i>Grounds inspection</i>	1.00
<i>Playground inspection</i>	1.50
TRASH PICK UP	8.00
<b>VANDALISM</b>	0.00
<b>TOTAL HOURS:</b>	<b>26.00</b>

<b><u>FETZNER PARK:</u></b>	
<b>MAINTENANCE</b>	1.50
<b>GROUNDS</b>	20.50
<b>MOWING</b>	44.00
<i>Grounds inspection</i>	1.50



Playground inspection 0.50  
 TRASH PICK UP 10.00  
**VANDALISM 0.00**  
**TOTAL HOURS: 78.00**

**FOUR COLONIES:**

**MAINTENANCE 0.00**  
**GROUNDS 3.00**  
**MOWING 37.00**  
Grounds inspection 1.00  
Playground inspection 2.50  
 TRASH PICK UP 8.00  
**VANDALISM 0.00**  
**TOTAL HOURS: 51.50**

**GRAND OAKS:**

0.00  
**MAINTENANCE 29.50**  
**CUSTODIAL 62.00**  
**GROUNDS 9.00**  
**MOWING 0.00**  
Building inspection 1.50  
Grounds inspection 1.00  
 TRASH PICK UP 9.00  
**VANDALISM 0.00**  
**TOTAL HOURS: 125.00**

**HAMPTON PARK:**

**MAINTENANCE 0.00**  
**GROUNDS 0.00**  
**MOWING 16.00**  
Grounds inspection 0.50  
 TRASH PICK UP 0.00  
**VANDALISM 0.00**  
**TOTAL HOURS: 16.50**

**HIDDEN POND:**

**MAINTENANCE 0.00**  
**GROUNDS 0.00**  
**MOWING 0.00**  
Grounds inspection 0.50  
 TRASH PICK UP 1.00  
**VANDALISM 0.00**  
**TOTAL HOURS: 1.50**

**HILLFARM:**

**MAINTENANCE 3.00**  
**GROUNDS 7.00**  
**MOWING 31.50**

Building inspection Barn 0.50

Grounds inspection 1.50

TRASH PICK UP 9.00

**VANDALISM 0.00**

**TOTAL HOURS: 52.50**

**BARLINA HOUSE:**

0.00  
**MAINTENANCE 34.50**  
**CUSTODIAL 27.00**  
**GROUNDS 12.00**

Building inspection 2.00

Playground inspection 1.00

TRASH PICK UP 2.00

**VANDALISM 0.00**

**TOTAL HOURS: 78.50**

**POLICE HOUSE:**

0.00  
**MAINTENANCE 1.00**  
**CUSTODIAL 3.50**  
**GROUNDS 0.00**

Building inspection 1.00

TRASH PICK UP 7.00

**VANDALISM 0.00**

**TOTAL HOURS: 12.50**

**INDIAN PRAIRIE:**

**MAINTENANCE 0.00**  
**GROUNDS 50.00**  
**MOWING 26.00**

Building inspection 1.00

Grounds inspection 1.50

TRASH PICK UP 10.00

**VANDALISM 0.00**

**TOTAL HOURS: 88.50**

<b><u>KEN BIRD</u></b>	
<b>MAINTENANCE</b>	0.00
<b>GROUNDS</b>	19.50
<b>MOWING</b>	35.00
<i>Grounds inspection</i>	1.50
<i>Playground inspection</i>	0.50
TRASH PICK UP	11.00
<b>VANDALISM</b>	0.00
<b>TOTAL HOURS:</b>	<b>67.50</b>

<b><u>KNAACK PARK</u></b>	
<b>MAINTENANCE</b>	0.00
<b>GROUNDS</b>	1.00
<b>MOWING</b>	0.00
<i>Grounds inspection</i>	1.50
<i>Playground inspection</i>	4.50
TRASH PICK UP	6.00
<b>VANDALISM</b>	0.00
<b>TOTAL HOURS:</b>	<b>13.00</b>

<b><u>LADD PARK</u></b>	
<b>MAINTENANCE</b>	8.00
<b>GROUNDS</b>	7.00
<b>MOWING</b>	0.00
<i>Grounds inspection</i>	1.50
<i>Playground inspection</i>	1.00
TRASH PICK UP	17.00
<b>VANDALISM</b>	0.00
<b>TOTAL HOURS:</b>	<b>34.50</b>

<b><u>LAPINS PARK</u></b>	
<b>MAINTENANCE</b>	0.00
<b>GROUNDS</b>	0.00
<b>MOWING</b>	0.00
<i>Grounds inspection</i>	1.50
<i>Playground inspection</i>	0.50
TRASH PICK UP	10.00
<b>VANDALISM</b>	0.00
<b>TOTAL HOURS:</b>	<b>12.00</b>

<b><u>LIPPOLD PARK</u></b>	
<b>MAINTENANCE</b>	23.50
<b>GROUNDS</b>	246.50

<b>MOWING / MISC. WEEK</b>	363.00
<i>Grounds inspection</i>	1.00
<i>Playground inspection</i>	10.50
<i>Exercise equipment inspection</i>	0.00
TRASH PICK UP	28.00
<b>VANDALISM</b>	0.00
<b>TOTAL HOURS:</b>	<b>692.00</b>

<b><u>LIPPOLD BATTING CAGES:</u></b>	
<b>MAINTENANCE</b>	0.00
<b>GROUNDS</b>	0.00
<i>Inspections</i>	77.00
TRASH PICK UP	1.00
<b>VANDALISM</b>	0.00
<b>TOTAL HOURS:</b>	<b>78.00</b>

<b><u>LIPPOLD BONCOSKY COMPLEX</u></b>	
<b>MAINTENANCE</b>	9.50
<b>CUSTODIAL</b>	29.50
<b>GROUNDS</b>	0.50
<b>MOWING</b>	0.00
<i>Building inspection</i>	1.00
<b>IRRIGATION</b>	24.00
TRASH PICK UP	7.00
<b>VANDALISM</b>	0.00
<b>TOTAL HOURS:</b>	<b>78.50</b>

<b><u>LIPPOLD DOG PARK:</u></b>	
<b>MAINTENANCE</b>	0.00
<b>GROUNDS</b>	8.00
<b>MOWING</b>	0.00
<i>Grounds inspection</i>	10.00
TRASH PICK UP	10.00
<b>VANDALISM</b>	0.00
<b>TOTAL HOURS:</b>	<b>28.00</b>

<b><u>DISC GOLF:</u></b>	
<b>MAINTENANCE</b>	0.00
<b>GROUNDS</b>	8.00
<b>MOWING</b>	0.00
TRASH PICK UP	10.00
<b>VANDALISM</b>	0.00

TOTAL HOURS: 18.00

**LIPPOLD FOOTBALL FIELDS** 0.00  
MAINTENANCE 0.00  
CUSTODIAL 0.00  
GROUNDS 0.00  
MOWING 0.00  
*Building inspection* 1.00  
IRRIGATION 0.00  
TRASH PICK UP 8.00  
VANDALISM 0.00  
TOTAL HOURS: 9.00

**GOLF LEARNING CENTER** 0.00  
MAINTENANCE 22.00  
GROUNDS 10.00  
MOWING 0.00  
IRRIGATION 0.00  
TRASH PICK UP 0.00  
VANDALISM 0.00  
*Building inspection* 1.50  
TOTAL HOURS: 34.00

**MINI GOLF**  
MAINTENANCE 46.00  
GROUNDS 31.00  
VANDALISM 0.00  
TOTAL HOURS: 81.00

**LIPPOLD LITTLE LEAGUE** 0.00  
MAINTENANCE 0.00  
GROUNDS 1.00  
MOWING 0.00  
IRRIGATION 0.00  
TRASH PICK UP 9.00  
VANDALISM 0.00  
*Building inspection* 1.00  
TOTAL HOURS: 11.00

**LIPPOLD MICKEY SUND  
FIELDS**  
MAINTENANCE 3.50  
GROUNDS 0.00

MOWING 0.00  
IRRIGATION 4.00  
TRASH PICK UP 8.00  
VANDALISM 0.00  
TOTAL HOURS: 15.50

**LIPPOLD SKATE PARK:**  
MAINTENANCE 5.00  
GROUNDS 0.00  
MOWING 0.00  
*Inspections* 23.00  
TRASH PICK UP 10.00  
VANDALISM 0.00  
TOTAL HOURS: 38.00

**LIPPOLD SOCCER FIELDS** 0.00  
MAINTENANCE 16.50  
CUSTODIAL 28.50  
GROUNDS 0.50  
MOWING 0.00  
IRRIGATION 83.00  
TRASH PICK UP 7.00  
VANDALISM 0.00  
*Building inspection* 1.00  
TOTAL HOURS: 143.00

**LIPPOLD STORAGE  
COMPOUND** 0.00  
MAINTENANCE 0.00  
GROUNDS 17.50  
TRASH PICK UP 0.00  
VANDALISM 0.00  
*Building inspection* 1.50  
TOTAL HOURS: 19.00

**MAIN BEACH** 0.00  
MAINTENANCE 214.50  
CUSTODIAL 93.50  
GROUNDS 90.00  
MOWING 17.00

<i>Building inspection</i>	3.00
<i>Grounds inspection</i>	1.50
<i>Playground inspection</i>	9.00
TRASH PICK UP	77.00
<b>VANDALISM</b>	<b>1.00</b>
<b>WATER READINGS:</b>	<b>6.00</b>
<b>TOTAL HOURS:</b>	<b>571.50</b>

<b>MAINTENANCE</b>	<b>0.00</b>
<b>GROUNDS</b>	<b>1.00</b>
<b>MOWING</b>	<b>0.00</b>
<i>Grounds inspection</i>	0.50
<i>Playground inspection</i>	0.00
TRASH PICK UP	0.00
<b>VANDALISM</b>	<b>0.00</b>
<b>TOTAL HOURS:</b>	<b>1.50</b>

<b><u>MAINTENANCE GARAGE</u></b>	0.00
<b>MAINTENANCE</b>	<b>25.50</b>
<b>GROUNDS</b>	<b>33.00</b>
<b>MOWING</b>	<b>37.50</b>
<b>VANDALISM</b>	<b>0.00</b>
<i>Building inspection</i>	1.00
<b>TOTAL HOURS:</b>	<b>97.00</b>

<b><u>PALMER HOUSE</u></b>	0.00
<b>MAINTENANCE</b>	<b>18.00</b>
<b>CUSTODIAL</b>	<b>3.50</b>
<b>GROUNDS</b>	<b>33.00</b>
<b>MOWING</b>	<b>0.00</b>
<b>VANDALISM</b>	<b>0.00</b>
<i>Building inspection</i>	1.50
<i>Grounds inspection</i>	0.50
<b>TOTAL HOURS:</b>	<b>56.50</b>

**SAFETY TRAINING:** **34.00**

**EQUIPMENT MAINTENANCE:** **72.00**

**TRUCK MAINTENANCE:** **55.50**

<b><u>NAOKI KAMIJIMA</u></b>	
<b>MAINTENANCE</b>	<b>0.00</b>
<b>GROUNDS</b>	<b>17.00</b>
<b>MOWING</b>	<b>0.00</b>
<i>Grounds inspection</i>	1.00
<i>Playground inspection</i>	3.50
TRASH PICK UP	10.00
<b>VANDALISM</b>	<b>0.00</b>
<b>TOTAL HOURS:</b>	<b>31.50</b>

<b><u>RACKET CLUB</u></b>	0.00
<b>MAINTENANCE</b>	<b>48.00</b>
<b>GROUNDS</b>	<b>19.00</b>
<b>MOWING</b>	<b>0.00</b>
<b>IRRIGATION</b>	<b>0.00</b>
<b>VANDALISM</b>	<b>0.00</b>
<i>Building inspection</i>	2.00
<i>Grounds inspection</i>	0.50
<b>TOTAL HOURS:</b>	<b>69.50</b>

<b><u>NISRA</u></b>	0.00
<b>MAINTENANCE</b>	<b>2.00</b>
<b>CUSTODIAL</b>	<b>26.50</b>
<b>GROUNDS</b>	<b>3.00</b>
<b>MOWING</b>	<b>0.00</b>
<b>VANDALISM</b>	<b>0.00</b>
<b>TOTAL HOURS:</b>	<b>31.50</b>

<b><u>SAMUEL JOHNS:</u></b>	
<b>MAINTENANCE</b>	<b>0.00</b>
<b>GROUNDS</b>	<b>4.50</b>
<b>MOWING</b>	<b>30.00</b>
<i>Grounds inspection</i>	1.50
<i>Playground inspection</i>	2.00
TRASH PICK UP	7.00
<b>VANDALISM</b>	<b>0.00</b>
<b>TOTAL HOURS:</b>	<b>45.00</b>

**OAK HOLLOWS PARK**

**SEMINARY:**

<b>MAINTENANCE</b>	0.00
<b>GROUNDS</b>	0.00
<b>MOWING</b>	8.00
<u>Grounds inspection</u>	1.00
TRASH PICK UP	9.00
<b>VANDALISM</b>	0.00
<b>TOTAL HOURS:</b>	<b>18.00</b>

<b><u>SHAMROCK HILLS</u></b>	0.00
<b>MAINTENANCE</b>	6.00
<b>CUSTODIAL</b>	10.00
<b>GROUNDS</b>	55.00
<b>MOWING</b>	38.00
<u>Building inspection</u>	1.50
<u>Grounds inspection</u>	0.50
TRASH PICK UP	9.00
<b>VANDALISM</b>	0.00
<b>TOTAL HOURS:</b>	<b>120.00</b>

<b><u>SPOERL PARK</u></b>	0.00
<b>MAINTENANCE</b>	8.00
<b>CUSTODIAL</b>	26.50
<b>GROUNDS</b>	163.00
<b>MOWING</b>	0.00
<u>Building inspection</u>	1.50
<u>Grounds inspection</u>	0.50
<u>Playground inspection</u>	1.50
TRASH PICK UP	9.00
<b>VANDALISM</b>	0.00
<b>TOTAL HOURS:</b>	<b>215.00</b>

<b><u>STERLING MEADOWS PARK:</u></b>	
<b>MAINTENANCE</b>	0.00
<b>GROUNDS</b>	2.00
<b>MOWING</b>	26.00
<u>Grounds inspection</u>	1.50
<u>Playground inspection</u>	5.50
TRASH PICK UP	9.00
<b>VANDALISM</b>	0.00
<b>TOTAL HOURS:</b>	<b>44.00</b>

<b><u>STERNES WOODS:</u></b>	0.00
<b>MAINTENANCE</b>	19.00
<b>CUSTODIAL</b>	18.50
<b>GROUNDS</b>	8.00
<b>MOWING</b>	2.00
<u>Building inspection</u>	0.50
<u>Grounds inspection</u>	1.00
TRASH PICK UP	15.00
<b>VANDALISM</b>	0.00
<b>TOTAL HOURS:</b>	<b>80.50</b>

<i>Beal's &amp; Christ's Properties</i>	
<b><u>SUNSET MEADOWS PARK:</u></b>	0.00
<b>MAINTENANCE</b>	71.00
<b>GROUNDS</b>	1.00
<b>MOWING</b>	0.00
<u>Building inspection</u>	1.00
<u>Grounds inspection</u>	0.50
TRASH PICK UP	0.00
<b>VANDALISM</b>	0.00
<b>TOTAL HOURS:</b>	<b>73.50</b>

<b><u>VETERANS ACRES PARK</u></b>	0.00
<b>MAINTENANCE</b>	34.00
<b>CUSTODIAL</b>	37.00
<b>GROUNDS</b>	210.00
<b>MOWING</b>	46.00
<u>Building inspection</u>	1.50
<u>Grounds inspection</u>	1.00
<u>Playground inspection</u>	7.00
<u>Splash Pad inspections</u>	13.50
TRASH PICK UP	44.00
<b>VANDALISM</b>	0.00
<b>TOTAL HOURS:</b>	<b>434.00</b>

<b><u>NATURE CENTER:</u></b>	0.00
------------------------------	------

<b>MAINTENANCE</b>	40.50
<b>CUSTODIAL</b>	42.50
<b>GROUNDS</b>	9.00
<i>Building inspection</i>	1.50
<b>VANDALISM</b>	0.00
<b>TOTAL HOURS:</b>	<b>115.00</b>

<b><u>ROTARY BUILDING</u></b>	0.00
<b>MAINTENANCE</b>	42.00
<b>CUSTODIAL</b>	44.50
<b>GROUNDS</b>	7.50
<i>Building inspection</i>	1.50
<b>VANDALISM</b>	0.00
<b>TOTAL HOURS:</b>	<b>105.00</b>

<b><u>OAKWOODS LODGE</u></b>	0.00
<b>MAINTENANCE</b>	10.50
<b>CUSTODIAL</b>	19.50
<b>GROUNDS</b>	0.00
<i>Building inspection</i>	1.00
<b>VANDALISM</b>	0.00
<b>TOTAL HOURS:</b>	<b>32.50</b>

<b><u>WEST BEACH</u></b>	0.00
<b>MAINTENANCE</b>	56.00
<b>CUSTODIAL</b>	32.50
<b>GROUNDS</b>	11.50
<b>MOWING</b>	9.00
<i>Building inspection</i>	1.50
<i>Grounds inspection</i>	1.00
<i>Playground inspection</i>	3.00
TRASH PICK UP	27.00
<b>VANDALISM</b>	0.00
<b>TOTAL HOURS:</b>	<b>168.50</b>

<b><u>WILLOWS EDGE PARK:</u></b>	0.0
<b>MAINTENANCE</b>	0.00
<b>GROUNDS</b>	11.50
<b>MOWING</b>	38.00
<i>Grounds inspection</i>	1.50
<i>Playground inspection</i>	3.00
TRASH PICK UP	8.00

<b>VANDALISM</b>	0.00
<b>TOTAL HOURS:</b>	<b>62.00</b>

<b><u>WINDING CREEK PARK:</u></b>	
<b>MAINTENANCE</b>	0.00
<b>GROUNDS</b>	34.50
<b>MOWING</b>	33.00
<i>Grounds inspection</i>	0.50
TRASH PICK UP	7.00
<b>VANDALISM</b>	0.00
<b>TOTAL HOURS:</b>	<b>75.00</b>

<b><u>WOODLAND ESTATE PARK:</u></b>	
<b>MAINTENANCE</b>	0.00
<b>GROUNDS</b>	12.00
<b>MOWING</b>	0.00
<i>Grounds inspection</i>	0.50
<i>Playground inspection</i>	2.00
TRASH PICK UP	10.00
<b>VANDALISM</b>	0.00
<b>TOTAL HOURS:</b>	<b>24.50</b>

<b><u>WOODSCREEK PARK</u></b>	0.00
<b>MAINTENANCE</b>	42.50
<b>CUSTODIAL</b>	34.00
<b>GROUNDS</b>	45.50
<b>MOWING</b>	37.00
<i>Building inspection</i>	1.00
<i>Grounds inspection</i>	1.50
<i>Playground inspection</i>	3.00
<i>Splash pad inspection</i>	15.00
TRASH PICK UP	17.00
<b>VANDALISM</b>	0.00
<b>TOTAL HOURS:</b>	<b>225.00</b>

<b><u>WYNDWOOD PARK:</u></b>	
<b>MAINTENANCE</b>	0.00
<b>GROUNDS</b>	12.00
<b>MOWING</b>	0.00
<i>Grounds inspection</i>	0.50
<i>Playground inspection</i>	0.50
TRASH PICK UP	11.00
<b>VANDALISM</b>	0.00

TOTAL HOURS:	24.00	BATTING CAGES	77.00
		SKATE PARK	23.00
<u>MISCELLANEOUS:</u>	187.00	SLED HILLS	0.00
		ICE RINK	0.00
MAINTENANCE	860.50	TOTAL INSPECTION	
<b>GREEN</b> GROUNDS	1366.50	HRS.	313.00
CUSTODIAL	602.50		
MOWING	912.00		
TRASH PICK UP	523.00		
VANDALISM	1.00		
IRRIGATION	111.00		
ICE RINKS	0.00		
SLED HILLS	0.00		
SNOW REMOVAL	0.00		
WATER READINGS	6.00		
SAFETY TRAINING	34.00		
EQUIPMENT			
MAINTENANCE	72.00		
TRUCK MAINTENANCE	55.50		
MISCELLANEOUS	187.00		
RECREATION	0.00		
RECYCLING	0.00		
SPECIAL EVENTS	0.00		
AFFILIATE GROUPS	0.00		
<u>Weekly Hours</u>	4731.00		
<i>Weekend Hours</i>			
<b>Weekend / Holiday</b>			
<b>HOURS</b>	147.00		
<b>Custodial Weekend /</b>			
<b>Holiday</b>	112.00		
<u>Weekend / Holiday</u>			
<u>hours</u>	259.00		
<b>Total Hours: Week</b>	5303.00		
<u>Inspection Hours:</u>			
BUILDING	57.50		
GREEN GROUNDS	49.00		
PLAYGROUNDS	106.50		



**Report to the Board:** Amy Olson, Manager of Park Planning and Development  
**Date:** August 10, 2023

### **Park Planning and Development**

#### The Racket Club

Work continues with the installation of the net posts. The Pro-Cushion surfacing and color coating to follow. Privacy slats will be installed in the fencing and landscape repair work will finish the project.

Views looking East – Courts 1-3







Court 4 is leveled and low spots filled in.





Concrete installation work





### Haligus Road Park

Visits to the project site by consultants for both the archaeological study and for soils testing have occurred. We anticipate the IL Corp of Engineers will visit next to review the wetlands to confirm extents.

### Della Street Park Draft Concept Designs

Upland Design has prepared two concept design layouts for Della Street Park. The on-line survey is live and will run through August 16. An on-site community meeting is scheduled for Wednesday, August 16 at 5:30pm. The final concept designs will be shared at the board meeting based on the additional input received from the community meeting.

Link to on-line survey: <https://www.surveymonkey.com/r/dellaparksurvey>



## **Board Report submitted by the Environmental Committee**

---

The Environmental Committee meets approximately three times annually.

Staff: John Fiorina, Valarie Roberts, Amy Olson, Zach Varvil, Daryl Higby,  
Jacqui Weber, Preston Skultety

MEETING: 8-3-23/Zach not in attendance

### **STAFF PLANTING DAY**

Amy/Val will purchase pollinator plants which will be planted on Thursday, Sept 28. A flyer will be distributed inviting staff to volunteer during their lunch hour. Plants will be planted on the backside of the Nature Center. Lunch will be served to volunteers.

### **FALL FIREWOOD SALE**

Sale will take place on Sat Nov 4 from 8-11 am. Valarie will make sure there is enough chopped firewood. There have been requests for hickory and apple wood chips for grilling. Jacqui will create a bag/label and we will sell 2 lb bags for \$5. Staff to work sale TBD.

### **HOLIDAY LIGHT RECYCLING PROGRAM**

Last year the holiday light program was a success. Preston coordinated the drop off bins and delivery of lights to Elgin Recycling. The Environmental Committee collected 400 lbs of old lights which resulted in a return of \$100. This money was deposited in the Environmental Committee budget.

**1 E. Crystal Lake Avenue | Crystal Lake IL 60014 | 815.459.0680**

**CRYSTALLAKEPARKS.ORG**



**From: Kurt Reckamp, Superintendent of Recreation Programs and Facility Services**

**Date: August 2023**

<b>Fund: 02 - RECREATION</b>	<b>Jun-21</b>	<b>Jun-22</b>	<b>Jun-23</b>	<b>YTD 2021</b>	<b>YTD 2022</b>	<b>YTD 2023</b>
Revenue Total	\$ 1,152,076	\$ 1,109,266	\$ 1,374,011	\$ 1,284,758	\$ 1,419,464	\$ 1,644,311
Expense Total	\$ 314,570	\$ 438,941	\$ 477,181	\$ 541,895	\$ 731,030	\$ 815,226
Surplus (Deficit)	<b>\$ 837,506</b>	<b>\$ 670,325</b>	<b>\$ 896,830</b>	<b>\$ 742,863</b>	<b>\$ 688,434</b>	<b>\$ 829,085</b>
<b>Fund 08 - NATURAL HISTORY</b>	<b>Jun-21</b>	<b>Jun-22</b>	<b>Jun-23</b>	<b>YTD 2021</b>	<b>YTD 2022</b>	<b>YTD 2023</b>
Revenue Total	\$ 137,911	\$ 119,690	\$ 150,070	\$ 145,475	\$ 152,937	\$ 173,838
Expense Total	\$ 20,117	\$ 29,794	\$ 22,663	\$ 41,427	\$ 54,160	\$ 49,210
Surplus (Deficit)	<b>\$ 117,794</b>	<b>\$ 89,896</b>	<b>\$ 127,407</b>	<b>\$ 104,048</b>	<b>\$ 98,777</b>	<b>\$ 124,628</b>
<b>Fund: 11 - AQUATIC</b>	<b>Jun-21</b>	<b>Jun-22</b>	<b>Jun-23</b>	<b>YTD 2021</b>	<b>YTD 2022</b>	<b>YTD 2023</b>
Revenue Total	\$ 61,449	\$ 62,300	\$ 71,709	\$ 70,091	\$ 82,364	\$ 91,163
Expense Total	\$ 67,456	\$ 82,276	\$ 88,220	\$ 76,739	\$ 93,635	\$ 96,958
Surplus (Deficit)	<b>\$ (6,007)</b>	<b>\$ (19,976)</b>	<b>\$ (16,511)</b>	<b>\$ (6,648)</b>	<b>\$ (11,271)</b>	<b>\$ (5,795)</b>
<b>Fund: 12 - FOOD SERVICE</b>	<b>Jun-21</b>	<b>Jun-22</b>	<b>Jun-23</b>	<b>YTD 2021</b>	<b>YTD 2022</b>	<b>YTD 2023</b>
Revenue Total	\$ 37,291	\$ 47,322	\$ 50,483	\$ 58,242	\$ 75,750	\$ 74,384
Expense Total	\$ 30,555	\$ 34,585	\$ 38,633	\$ 38,511	\$ 56,860	\$ 53,011
Surplus (Deficit)	<b>\$ 6,736</b>	<b>\$ 12,737</b>	<b>\$ 11,850</b>	<b>\$ 19,731</b>	<b>\$ 18,890</b>	<b>\$ 21,373</b>
<b>Fund: 19 - DRIVING RANGE</b>	<b>Jun-21</b>	<b>Jun-22</b>	<b>Jun-23</b>	<b>YTD 2021</b>	<b>YTD 2022</b>	<b>YTD 2023</b>
Revenue Total	\$ 42,726	\$ 48,097	\$ 63,606	\$ 67,082	\$ 70,167	\$ 101,004
Expense Total	\$ 15,078	\$ 13,099	\$ 17,136	\$ 21,898	\$ 61,250	\$ 42,981
Surplus (Deficit)	<b>\$ 27,648</b>	<b>\$ 34,998</b>	<b>\$ 46,470</b>	<b>\$ 45,184</b>	<b>\$ 8,917</b>	<b>\$ 58,023</b>
<b>Fund: 20 - RACKET CLUB</b>	<b>Jun-21</b>	<b>Jun-22</b>	<b>Jun-23</b>	<b>YTD 2021</b>	<b>YTD 2022</b>	<b>YTD 2023</b>
Revenue Total	\$ 80,582	\$ 84,561	\$ 87,286	\$ 171,247	\$ 183,484	\$ 192,895
Expense Total	\$ 85,589	\$ 102,825	\$ 81,708	\$ 155,903	\$ 177,634	\$ 170,961
Surplus (Deficit)	<b>\$ (5,007)</b>	<b>\$ (18,264)</b>	<b>\$ 5,578</b>	<b>\$ 15,344</b>	<b>\$ 5,850</b>	<b>\$ 21,934</b>

Our July numbers show a great start to the fiscal year. The strong revenue generation for paid programs helps make it possible to provide additional free programming for the community. At our Unplug Illinois event, staff talked with parents and their response was "I can't believe we got all this for free." Free events provided to the community this summer include:

- All summer long – Positive Pebbles
- Free Monthly Crafts – May, June, July, August @ Nature Center
- Free Monthly Crafts – May, June, July, August @ Colonel Palmer House
- May 13 – Pioneering Days @ CPH
- May 30 – Aug 15 – **10** Tuesday Night Concerts
- June 3 – Perfect Pollinators

- June 3 – Kids concert with Ralph's World
- June 13 – Bike with Your Neighbor
- June 16 – Ladd Park free lunch programs - Nature Center
- June 23 – Ladd Park free lunch programs - Dance Fun
- June 28 – Kid's concert with Alina Celeste
- July 7 – Ladd Park – free lunch programs - General Camp Fun
- July 14 – Master Gardener Field Day
- July 15 – Kid's concert with CL Strikers
- July 15 – Unplug After Dark
- July 30 – Cops N Bobbers Fishing Derby
- August 4 – Ladd Park free lunch programs - Nature Center
- August 11 – Ladd Park free lunch programs - Racket Club
- August 13 – Monarchs & Music



*(Cops N Bobbers. Chief Longo is pictured with the winner of biggest bass fish)*



*(TRC's Conni Stinek providing lessons @ Ladd Park)*

**Kingpins:** We hosted the Kingpins (a drumming group with NISRA) at the second Community Band Concert, and they played some great hits for half an hour prior to the concert. It was a pleasure to have the Kingpins and their performance was a huge hit.



**STEM at Camp:** For the second year in a row, Stryker came to our teen camp and provided a STEM educational craft and learning experience. It was well received and a partnership we hope to continue each summer.



**Submitted by Recreation Supervisor Sam Thompson**

**Extended Time:** E.T. has 518 children are signed up for 2023-24. 11 Punch Passes, 60 D#47. We are still hiring staff, and if anyone knows someone who would work 6:15-8:30 am let me know.

**Preschool:** Registration is open for the 2023-24 school year. We have seventy-nine children registered for the fall. "Are you ready for Kindergarten" started on August 7<sup>th</sup>, with a full class of 18.

The new floor will be installed upstairs in the library and hall in August. The Director's office will also be updated with paint and new furniture. Work orders have been sent to clean the grounds and clean the inside of the school after the painting and new floors. Teachers will come back on August 28th to set rooms up and get everything ready for the new year. We hired a new teacher's aide for Tuesday/Thursday, and she will also be a sub for the building. The Parent Meeting will be held on August 30th at Main Beach for new and existing parents.

**Summer Camp:** Overall camp has gone very well this summer. The parents were happy with the program. Having two, three-week sessions worked much better. We had 3,902 total registrations this summer. 126 were Jr. Leaders or Counselors in Training, 25 Teen Punch Passes, 279 E.T. Camp, and 841 Teens this summer.

**Submitted by Racket Club Manager Rob Laue**

<b>Court Usage (In Hours of Court Time)</b>								
Month	PCT	Open Court Time	In-Club League	Private Lesson	Group Lesson	Practice Lane (Paid / PCT Comp)	TOTAL	Usage %
<b>July 2023</b>	179.5	276.5	22.5	143.5	650.75	31.25 / 47.75	<b>1,272.75</b>	<b>56.3%</b>
<b>July 2022</b>	170	596.5	39	149	499	17.5 / 23.5	<b>1,453.5</b>	<b>57.9%</b>
<b>July 2021</b>	154.5	691	36	221	588.5	13 / 61	<b>1,691</b>	<b>60.8%</b>

Despite losing 25% of spatial capacity this summer due to the outdoor court construction, the participation rates are still going strong. Open court usage was really adversely affected in July with the absence of the big annual McHenry County Classic tournament, which shall return in 2024. On the other hand, permanent court time and group lessons actually grew from last year by a combined 24% -- unexpected given how much of things is taking place indoors. The doubling of the practice court's activity further suggests people are as hungry as ever for whatever tennis they can get.

<b>Fall Session First-Day Enrollment</b>	
Year	Enrollees
<b>2023</b>	150
<b>2022</b>	82
<b>2021</b>	31
<b>2020</b>	24
<b>2019</b>	45
<b>2018</b>	12
<b>2017</b>	42
<b>2016</b>	25

**Fall Classes (Patrons Clamoring to Get In):** With no priority given to registrants to open the indoor season, the race was on to claim the limited spots in this fall's classes. Registration began July 24, and the initial response was promising. While not a perfectly scientific measure of success, there is some interesting anecdotal insight to be gained from seeing what the anticipation feels like on the first day of registration. Enrollment after Day 1 was 83% higher than last fall's and 384% higher than the fall two years ago. If one may reasonably surmise that strong interest leading up to a new season equates to a strong state of the program, things look to be in good shape.





**Better Luck Next Time for the Pickleball Fest:** All the planning and preparation in the world can't win the battle against Mother Nature when it's an outdoor pickleball festival, and that's exactly the scenario that unfolded at the inaugural Crystal Lake Pickleball Festival presented by Dunkin' Donuts. A collaborative effort between the Club and Crystal Lake Dunkin' owner Sumish Parikh, there were five tournaments and a pro exhibition lined up at Spoerl Park on July 1. The first two divisions were able to be completed, but alas, the rain came, and the sun went away. Still, the event was far from a failure...lots of people were signed

up to play and those in attendance had a blast during those first couple of hours. Perhaps this has the makings to be a real annual soiree.

### Quick Hits

- The Club was closed on July 4.
- A new ladies interclub travel tennis league team has been formed for the upcoming indoor season and kicked things off with a get-to-know-each-other tennis mixer and luncheon on July 17. An impressive 12 new players are onboard for one of the Club's more reliable and lucrative revenue drivers, thanks to Conni Stinek's great recruiting push.
- The kids from Junior Development Program made great memories and came away with souvenir JDP t-shirts as well on Tie-Dye Day, July 17 & 18.

**Submitted by Manager of Recreation Facilities Claire Naughton**

**Athletics (Adult/Leagues, ASBB, VB and Batting Cages):** Adult softball is wrapping up summer league and getting ready for fall, with great numbers and very happy teams 😊 At the batting cages, we sit at \$6,310 in revenue through July whereas last YTD we were at \$6,650. Not bad considering we were closed for over a month.

**Lippold Family Golf Center:** Since Memorial weekend, we have been very busy out at the golf center. We have also hired a Golf Pro to instruct our juniors and ladies clinics. Amanda (the Pro) utilizes the driving range, putting green and short game area. Our Driving Range revenue is the highest it has ever been to date \$34,486 and Mini-Golf sales are the highest they have ever been to date \$105,175.

**Food Service:** Total revenue between both locations to date is \$109,636 compared to \$107,990 from last year. This is not bad considering we have had to close out at Main a few times in July due to inclement weather.

**2023 Fiscal Budget Notes:** We are wrapping up our summer season, and it has been incredibly busy at the sites. The Racket Club has been very busy this summer as they have recorded high group lesson numbers, privates and pickleball usage. The outdoor court renovation at the Racket Club is in its final stages of completion and starting to really take shape.

Concessions have been steady at Boncosky and Main as we are entering the fall season. Main will be closed after Labor Day and there are not as many weekend tournaments out at Boncosky. Weekend rentals have been off the charts this summer. We have several buildings rented out every weekend through the summer (Rotary and West) and our fall wedding season has several bookings out at Main.

Here is the list below of improvements completed through July:

- The Veteran's Acre flagpole pole has been repaired.
- The Racket Club Outdoor Court Rehabilitation -The contractors completed pavers, some landscaping, slab/cement work around courts, prepped court 4 and marked off courts 1-3 for the Pro-Cushion install.
- Veteran's Acres Repp field is marked for a new cement pad and 10x20 shed for the field equipment. It has also been prepped for "dugouts;" which are not permanent and can be installed when teams are playing. Massive clean-up around the field has been completed.
- We are slated to do the paint and flooring projects at Barlina Preschool in August. New furniture will also be installed in the preschool director's office and the library.

**Submitted by Facility Rental / Food & Beverage Supervisor Antony Mores**

I am pleased to announce the inclusion of Andi Kauth as a valued addition to our team, serving in the capacity of my assistant. Andi brings to the table a wealth of experience within the realms of management and event coordination, as evidenced by their commendable performance during the recent weeks of training.

The month of July marked a significant milestone in terms of facility rentals, setting a commendable precedent. Looking ahead, we are poised to sustain this momentum throughout the month of August and the remaining span of summer, with our focus shifting towards the impending fall wedding season at Main Beach. This anticipated wedding season is scheduled to commence in early September and extend through late November.

In the context of facility rentals, our performance remains impressive, exceeding last year's booking percentages across the board. Notably, bookings for August are approximately 30% higher compared to the previous year, and we are continuously augmenting our calendar with additional dates. The Rotary Building has secured bookings through mid-September, emerging as a prime choice among our offerings. Close on its heels, the West Beach facility maintains a strong second in terms of reservations. Moreover, we are witnessing sustained interest in hosting events at the Grand Oaks venue, especially of the wedding-oriented nature, as reflected in the persistent influx of inquiries. The promising trajectory of our operations and the ever-increasing demand underscore our commitment to providing exceptional event services and spaces. We eagerly anticipate the challenges and opportunities that lie ahead as we continue to uphold the standards of excellence that define our establishment.

**Submitted by Lippold Park/Athletic Supervisor Ian Booker**

**Tournaments:** MCYSA had their annual international tournament which ran July 14-17 and July 20-23. The tournament welcomed teams from Wisconsin, Colorado, Indiana, Illinois and two international teams from Brazil and Japan. There were 63 teams and 780 players between the two tournament weekends. The tournament used the baseball fields at Lippold Park including Boncosky and Sund as well as at Canterbury, Spoerl and a few others in the area.

**Golf:** The Golf Learning Center had another busy month. We had 12 groups book times to mini golf ranging from small groups of 10 people up to upwards of 50 people. Mini golf at the Golf Learning Center continues to be a popular place for families, businesses, and schools to get together and play.

**Submitted by Recreation Supervisor Jennifer Peterson**

**Seniors:** The senior drop-in had 632 participants for June. This number was higher as we added 2 drop-in Line Dance on a Tuesday during June. Even though we had additional programming, the drop-in numbers continue to be strong and growing each month and year. July had 496 for drop in. July had two less days due to July 4<sup>th</sup> being closed and a cancelled Line Dance class for a week due to the children's theater camp. I continue seeing the need and want for our drop-in center for our seniors to gather and have social time.

Cycling without Age is taking seniors for rides on a trishaw. The Crystal Lake Park District handles the registration for them. This area struggles with registrations but has catered to 6 seniors so far this summer through our registration process.

Adult Camp grew this summer from offering 1-day last year to getting 2 of the days running this session. I had 8 participants for the Tuesday Camp Day and 12 participants for the Thursday Camp Day.

**Senior Trips:** July's trips consisted of the Milwaukee Boat Tour with 24 participants and a cancelled trip to an Alpaca Ranch due to the excessive heat during the week of the trip. This trip will not be rescheduled until next spring/summer.



**Senior Fitness:** Senior Fitness continues to have strong numbers at each class.

**Fitness:** Fitness classes are ongoing through the summer until the end of August. Nothing new to report.

**Youth:** Youth programs continue to be popular. Chess Camp had 9 participants for the second session, Gears Gears Gears had 8 participants, Game Exploration Camp had 9 participants, Little Doctor School had 4 students, and The Thrills and Chills of Ice Cream had 14 participants. The two most popular classes for July were the Babysitting Class with 16 participants and Magic Class with the

largest numbers ever at 35 participants. It has been an amazing registration summer for youth general programming.

**Personally:** I assisted with the day of registration and helped at the 6 County Senior Games in Pickleball and Volleyball. This is an amazing competition for seniors, and I did meet several that were competing from our area. I also assisted driving the bus for Theater Camp field trips.

**Submitted by Natural Resources and Interpretative Services Manager John Fiorina**

**Visitation:** During the month of July, the Nature Center was visited by 2,263 people, and the Colonel Palmer House by 115. The combined total for the two facilities for the month of July is 2,378 people, which brings the total number of visitors for the 2023/2024 fiscal year to 7,114.

Interpretive Services Fiscal Year to Date Visitation Report

	FY 20/21	FY 21/22	FY 22/23	FY 2023/2024	
				Nature Center	Palmer House
May	0	718	1,343	1,867	356
June	26	2,027	2,443	2,410	103
July	408	1,558	2,188	2,263	115
August	468	1,204	1,509	0	0
September	289	809	1,282	0	0
October	360	780	1,676	0	0
November	173	770	1,403	0	0
December	1,721	3,025	3,249	0	0
January	292	0	694	0	0
February	479	0	972	0	0
March	641	133	1,445	0	0
April	1,012	772	2,065	0	0
<b>Fiscal Year Total</b>	<b>5,869</b>	<b>11,796</b>	<b>20,269</b>	<b>7,114</b>	

**Volunteers:** Volunteer service hours continue to be coordinated by Interpretive Services staff with assistance from Preston Skultety, Manager of Natural Resources. Natural area volunteers contributed 32 hours of service during the month of July, and Colonel Palmer House volunteers contributed 71.5. In addition, Gabriel De La Paz, a Scout from Scouts BSA Troop 151, contributed 100 hours of service installing nearly 300 feet of split rail fencing at Veteran Acres to complete his Eagle Scout Service Project. The combined total of volunteer service hours for the month of July is 208.5, which brings the 2023/2024 fiscal year total to 484.5 hours of service.

**Interpretive Services Fiscal Year to Date Volunteer Report**

	Natural Area Volunteer Hours	Nature Center Volunteer Hours	Palmer House Volunteer Hours	Misc. Project Volunteer Hours	Total Volunteer Hours
May	54	0	109	0	<b>163</b>

June	48	0	65	0	113
July	32	5	71.5	100	208.5
August	0	0	0	0	0
September	0	0	0	0	0
October	0	0	0	0	0
November	0	0	0	0	0
December	0	0	0	0	0
January	0	0	0	0	0
February	0	0	0	0	0
March	0	0	0	0	0
April	0	0	0	0	0
<b>Fiscal Year Total</b>	<b>134</b>	<b>5</b>	<b>245.5</b>	<b>100</b>	<b>484.5</b>



*Gabriel De La Paz (back row, center) poses with his volunteers at Veteran Acres Park.*

**Programs:** During the month of July Interpretive Services staff provided a total of 15 programs, which reached 548 people. There has been a total of 63 programs with 1,877 participants during the 2023/2024 fiscal year.

Program highlights for the month of July include two open house events at the Colonel Palmer House with more than 40 people learning about historic gardening. Nature Center staff also took part in an Unplug Illinois event at Veteran Acres with over 300 people in attendance. The event was organized

in cooperation with Emma Koening from Recreation Services and included marshmallows, star gazing, crafts, nighttime insects, and a night hike.

Interpretive Services Fiscal Year to Date Program Report

	Number of Programs	Percentage of Total Programs	Number of Participants	Percentage of Total Participants
Birthday / Private Tea	18	28.6%	263	14.0%
Cub Scout	1	1.6%	7	0.4%
Boy Scout	0	0.0%	0	0.0%
Girl Scout	6	9.5%	53	2.8%
In District Fieldtrip	7	11.1%	396	21.1%
Out-of-District Fieldtrip	9	14.3%	340	18.1%
Brochure	16	25.4%	117	6.2%
Traveling Naturalist	1	1.6%	60	3.2%
Outreach	2	3.2%	141	7.5%
Special Event	3	4.8%	500	26.6%
Building Rental/Use	0	0.0%	0	0.0%
<b>Fiscal Year Total</b>	<b>63</b>		<b>1877</b>	



*Unplug Illinois Event at Veteran Acres*

**Submitted by Recreation Aquatics Supervisor Heidi Stolt**

**Beach Operations:** Postseason hours began August 12. Main Beach is open weekends only until Labor Day. West Beach is closed for the postseason.

Swim Lessons concluded on August 3. There were a total of 285 enrolled in group lessons and 49 students enrolled in private lessons and 285 with a total of 334 students enrolled in our summer learn to swim program. In addition, we taught swim lessons to 350 plus campers 4 days a week throughout the summer.

Private Sailing lessons are going strong with 17 lessons already taught and another 4 waiting to be scheduled. We are in the process of finding another instructor for next summer, so we are able to accommodate more private sailing requests.

Group Reservations have been consistent all summer with 77 reservations booked and many inquiries still outstanding for the last few weekends this summer. Last year we accommodated 71 Group Reservations. As always picnic area 6 by the playground has the most demand because it is shaded.

The new concrete Disc Connect (connect four) was installed by picnic area 6 and is another amenity that park patrons enjoy.



**Youth Sports:** This summer was busy with many youth sport classes and camps offered. Overall, the total summer enrollment is almost the same as last year with some programs having an increase in enrollment and others having a decrease in enrollment.

<b>YOUTH ATHLETICS</b>	<b>2021</b>	<b>2022</b>	<b>2023</b>
Hot Shots Sports	416	651	586
Skyhawks Sports	0	61	107
EVP Volleyball	15	51	72
Shotokan*	37	39	29
Hapkido*	0	18	12
Trinity Gymnastics	52	55	73
CLGTC Gymnastics	11	16	10
<b>TOTAL</b>	<b>531</b>	<b>891</b>	<b>889</b>

\*youth/adult program

**Submitted by Recreation Supervisor – Cultural Arts & Special Events Emma Koenig**



**Dance/Baton:** Our dancers have been working all summer long for the culminating event, the Summer Showcase. Happening Saturday 8/12, we will be hosting over 60 dancers, their families, and friends for a showcase of 10 routines they learned in the styles of hip hop, jazz, ballet, tap, and pom. As dance finalizes after this weekend, we look forward to starting the fall session in September.

**Ballroom & Line Dance:** Adult dance were not as popular this session, and we feel that many adults are taking a break from class for the summer. We are expecting to return to higher enrollment numbers for the fall session. All Social Dance Nights will have a theme that corresponds with the holiday of each month.

**Theater:** Since the last report we have run another full-length production. This summer 30 performers got together to put on Peter Pan Jr. The show was a great success, and we had an audience of over 100 people for both showings at Crystal Lake South High School. Our Parks Department and Nature Center really brought our vision for the show to life. They created set pieces for us including a pirate ship, an oversized window, and a teepee. We received lots of positive feedback and some great pictures from the parents of the case. We were told that our production "was very high quality and at a higher level of other local organizations that put-on youth theater." We are set to run Disney's Descendants Jr. this fall and look forward to continuing to grow the CLPD theater program.

**Voice:** This past week our Youth Voice Academy put on their very first showcase for friends and family. Miss Allison has built this program from the ground up. Students learned a lot about music theory, vocal techniques, and worked together to perform multiple songs as a choir. We are set to run this program again in the fall and are planning to start private voice lessons.

**Art:** Both youth and adult art classes have healthy enrollment numbers. All classes have run, and the August session is sold out for the youth section. Art Camp was a huge success this summer with both sessions filling up. All art programs are ready to go live for the fall, and there is a special glow-in-the-dark painting for October.

**Cooking:** The second session of iCook is currently underway and we have 9 participants learning new recipes in class every week. We will be taking a break from cooking classes in the fall and plan to bring the program back for the Winter/Spring session.

**Movie at the Beach: Caddyshack:** As I am writing this report, we are unsure if the weather will hold out for our event. My fingers are crossed that by the time you are reading this, the event will have gone on without a hitch and the weather will have cooperated with us. All the costumes have been delivered, the beer truck is being loaded in the morning, our mini golf set will be delivered in the afternoon, and we are ready for an awesome (adults only) evening of Caddyshack themed experiences and the classic movie.



**Summer Concert Series 2023:** Concert attendance has been consistent throughout the summer. Our community truly enjoys our mini-Ravinia style of concerts in the park right here in Crystal Lake. We have one final concert scheduled for 8/15. Jose Valdes and the Mambo All-Stars will be performing for the makeup concert, and we look forward to finishing out the series with a great group.

**Tot Concerts:** The final tot concert was held on July 15<sup>th</sup> at Woodscreek Park. We hosted the Crystal Lake Strikers, in partnership with the Crystal Lake Public Library. We had a great turnout for the concert where kids were able to listen to this awesome local group and play the drums themselves.

**Unplugged After Dark:** We hosted over 270 people for a night hike, crafts, outdoor activities, and more. Unplugged After Dark is an opportunity for community members to leave their electronics at home and enjoy an evening in nature at Veterans Acres. The event was successful again this year, even though we planned for over 500, we were very pleased to surpass the attendance from last year.



**Report to the Board from:**

Jenny Leech, Marketing Manager, Jacqui Weber, Marketing Coordinator

Date: Aug 8, 2023

**Media Releases**

Since the last board report, 7 press releases were submitted to local media with multiple more scheduled in the next week in preparation for the start of the fall season. All press releases are available in our 'Latest News' section of the website which runs on the right side of each page on the website. Press Releases are submitted biweekly or sooner if needed to the local news media and are also self-published on Patch.

**Advertising**

Staff submit print ads weekly to the Northwest Herald and run on each Tuesday of the month. Marketing plans an ad schedule at the beginning of each program season. Staff finds that special events and programs geared towards adults/seniors do well in these ad placements.

**Upcoming and Recent Publications**

**Weekly Day Camp Newsletters, 1 newsletter each camp level thru end of camp on Aug 5**

**Extended Time Welcome Newsletter**

**Fall Activity Guide**

**Aug 15:** guide goes live, and registration opens.

**Crystal Lake Park District PARF Report,** estimated delivery early November 2023

**WS Activity Guide:** guide goes live, and registration opens December 11

**Park District Connect E-Newsletter**

The August 'Connect' E-Newsletter included info August programs/events plus activity guide delivery info and was distributed on July 28. 6258 subscribers received the email. This email had an **open rate of 64%, click rate of 3 %**. For the past 2 months the open rate has been slightly higher than average for the Connect publication. Open and click rates are monitored after each publication and staff keep an eye on monthly industry average rates. The Park District continues to be well above industry averages.

<b>Business Type</b>	<b>Open Rate</b>	<b>Click Rate</b>
<b>All Industries-Overall Average</b>	<b>34.6%</b>	<b>1.33%</b>
<b>Child Care Services</b>	<b>43.8%</b>	<b>1.84%</b>
<b>Education</b>	<b>37.66%</b>	<b>1.57%</b>
<b>Family &amp; Soc Services</b> Govt, adoption, pet care etc.	<b>37.14%</b>	<b>1.52%</b>
<b>Health &amp; Wellness</b>	<b>34.8%</b>	<b>.9%</b>
<b>Recreation, Sports &amp; Entertainment</b>	<b>39.13%</b>	<b>1.09%</b>
<b>Travel &amp; Tourism</b>	<b>39.15%</b>	<b>.96%</b>
<b>Non-Profit Services</b>	<b>39.13%</b>	<b>1.62%</b>

## Digital Summer Activity Guide Statistics 2023 May 5-August 9

	<b>SUMMER 2023</b>	<b>SUMMER 2022</b>	<b>SUMMER 2021</b>
	<b>LIFETIME</b>	<b>LIFETIME</b>	<b>LIFETIME</b>
<b>Metrics Start Date</b>	5/5/2023	5/2/2022	5/2/2021
<b>Metrics End Date</b>	8/8/2023	8/8/2022	8/9/2021
<b>Unique Visitors</b>	8,455	8,440	9,226
<b>Issue Views</b>	12,491	12,787	14,711
<b>Page Views</b>	185,000	191,220	231,383
<b>Pages per Session</b>	15	15	16
<b>Average Session Duration</b>	4 mins 22 secs	4 mins 44 secs	4 mins 52 secs
<b>Links Clicked</b>	2,337	2,874	2,878
<b>Social Shares</b>	1	19	10
<b>PDF downloads of full guide</b>	64	598	619
<b>Search Queries</b>	383		
<b>Other information Digital Summer Activity Guide Statistics 2023 May 5-August 10</b>			
<b>Visitor Breakdown by device</b>			
Desktop	32.9%		
Tablet	1.3%		
Phone	65.8%		

### Top Search Queries

tennis  
volleyball  
dance  
soccer  
yoga  
pickleball

### Top Traffic Sources

	<b>Sessions</b>
crystallakeparks.org	7,941
email	3,529
facebook	553
app.peachjar.com	177
theracketclub.org	124
google	57
linktr.ee	19

## Photography

Marketing staff spend a few hours each week of the summer season getting on site to programs and events to take pictures and videos. In any areas where we found gaps in coverage, staff solicited photos from registrants or program counselors. This has been very beneficial. Typically, within one week of the program/event end, we send a 'Call for Photos' to the enrollment email list. Enrollees are encouraged to submit photos for a chance to win a \$25 park district gift card. Through these collection efforts, photo archives for Day Camp, Dance, Musical Theater, Birthday Party programs and Facility Rentals have grown significantly with some very nice quality photos. Photos are archived in program folders with the title changed with photo credit for the photographer. Marketing also tried something new this season to capture a large- scale image of beach staff for display use in the Main Beach Office. We contracted Brown Dog Media, and the photo results were fantastic.

## Website

Staff are working on fall season updates prior to the guide distribution on Aug 15. Updates will include adding new pictures, linking to the digital guide, calendar of events and content for the fall season.

### Comparison Month to Month, Year to Year Website Stats

<b>Date Range</b>	<b>Users</b>	<b>Sessions</b>	<b>Page Views</b>
Feb 1-Mar 8, 2023	13,099	19,186	43,068
Feb 1-Mar 10, 2022	14,638	24,208	51,694
Feb 1-Mar 10, 2021	11,785	19,003	37,560
<b>Date Range</b>	<b>Users</b>	<b>Sessions</b>	<b>Page Views</b>
Jan 1, 2023-Feb 8, 2023	12,769	18896	42,534
Jan 1, 2022-Feb 8, 2022	13,403	21,476	44, 294
Jan 1, 2021-Feb 8, 2021	9,812	15,265	28,748
<b>Date Range</b>	<b>Users</b>	<b>Sessions</b>	<b>Page Views</b>
Dec 1, 2022-Jan 1,2023	12,023	17,876	37,452
Dec 1, 2021-Jan 1,2022	12,383	19,378	39,425
Dec 1, 2020-Jan 1,2022	7998	11,880	23,882
<b>Date Range</b>	<b>Users</b>	<b>Sessions</b>	<b>Page Views</b>
Nov 1-Dec 6, 2022	11,049	15,899	31,911
Nov 1-Dec 6, 2021	10,600	16, 685	33,832
<b>Date Range</b>	<b>Users</b>	<b>Sessions</b>	<b>Page Views</b>
Oct 1-Nov 9, 2022	17,387	25,541	46,535
Oct 1-Nov 9, 2021	13,668	20,710	41,256
<b>Date Range</b>	<b>Users</b>	<b>Sessions</b>	<b>Page Views</b>
Sept 1-Oct 12, 2022	17,569	25,077	48,233
Sept 1-Oct 12, 2021	17,206	25,531	49,248
<b>Date Range</b>	<b>Users</b>	<b>Sessions</b>	<b>Page Views</b>
Aug 1-Aug 31, 2022	19,162	28,484	54,877
Aug 1-Aug 31, 2021	21,380	32,669	62,698
<b>Date Range</b>	<b>Users</b>	<b>Sessions</b>	<b>Page Views</b>
July 1-Aug 7, 2023	34,295	29,638	100,011
July 1-Aug 9, 2022	36,145	53,830	98,563
July 1-Aug 9, 2021	36,653	54,304	100,394
<b>Date Range</b>	<b>Users</b>	<b>Sessions</b>	<b>Page Views</b>
Jun 1-Jul 12, 2023	41,892	65,646	127,565
Jun 1-Jul 12, 2022	43,057	65,003	121,835
Jun 1-Jul 12, 2021	44,597	69,783	133,485
<b>Date Range</b>	<b>Users</b>	<b>Sessions</b>	<b>Page Views</b>
May 1-Jun 8, 2022	26,542	40,500	80,490
May 1-Jun 8, 2021	30,220	46,965	95,401
<b>Date Range</b>	<b>Users</b>	<b>Sessions</b>	<b>Page Views</b>
Mar 1-Apr 12, 2023	16, 445	23,716	50,516

Mar 1-Apr 12, 2022	16,492	26,216	55,867
Mar 1-Apr 12, 2021	17,481	26,027	54,806
<b>Date Range</b>	<b>Users</b>	<b>Sessions</b>	<b>Page Views</b>
Apr 1-May 9, 2023	19,560	30,346	66,686
Apr 1-May 9, 2022	18,214	27,772	58,139
Apr 1-May 9, 2021	20,536	31,700	66,241
<b>Date Range</b>	<b>Users</b>	<b>Sessions</b>	<b>Page Views</b>
May 1-June 7, 2023	24,000	24,000	76,000
May 1-June 7, 2022	26,542	40,500	80,490
May 1-June 7, 2021	30,220	46,965	95,401

### Top 10 pages views and engagement (July 1, 2023-Aug 8, 2023)

During this new time frame, summer day camp dropped from the top 10 and was replaced by Facility Rentals.

Page title and screen class	↓ Views	Users	Views per user	Average engagement time	Event count All events
	100,011 100% of total	34,295 100% of total	2.92 Avg 0%	1m 04s Avg 0%	287,690 100% of total
1 Beaches	18,951	9,234	2.05	1m 06s	51,818
2 Home   Crystal Lake Park District	18,537	9,393	1.97	0m 24s	55,756
3 Lippold Family Golf Center	6,496	3,506	1.85	0m 48s	18,110
4 Calendar of Events	4,429	1,939	2.28	0m 53s	11,803
5 Special Events	3,801	2,453	1.55	0m 41s	10,758
6 (not set)	3,289	1,280	2.57	0m 29s	10,140
7 2023 Crystal Lake Independence Day Fireworks	2,930	2,212	1.32	0m 26s	10,009
8 Adult Sports	2,457	745	3.30	0m 35s	5,434
9 Facility Rentals	2,079	776	2.68	1m 56s	5,361
10 Lippold Park	2,071	1,361	1.52	0m 36s	7,079

### Other Marketing August 2023

- Fall Brochure – proof 2-print
- Cops and Bobbers signage
- August Ads
- Caddyshack prizes and games
- Star 105 Caddyshack promotion
- Signage for Caddyshack
- Staff apparel round 2
- Slides and posters for Fall programs
- Fall banners
- Downtown CL banners
- Ordered Fall basketball jerseys and coach shirts
- Barlina handbooks
- Della Street Park Survey/Slide/postcard/signage
- Main Beach playground surface refurbishment survey
- National Night Out
- Environmental Committee

### Crystal Lake Park District Social Media

Staff schedules content each week for all Park District social media pages and reviews daily for questions, comments, and reactions. We also monitor community pages for park district related items that need a park district response. Marketing reviews for increases in followers/likes, what posts are getting top engagement, timing on posts and comparisons to other similar park district and community pages in all those areas. Park District social media pages include multiple Facebook pages (facilities, parks, and general park district), Twitter and Instagram.

### July-August Follower Stats

#### General Park District Social Media

**Facebook:** 12,024 followers, 77 new followers in last 28 days



















**X (formerly Twitter):** 481 followers, 5 new followers

**Instagram:** 2568 followers, up 52 followers

### Top Reaching Content July 1-Aug 8, 2023

Recent content ↑↓	Type	Reach ⓘ ↓	Like	Recent content ↑↓	Type	Reach ⓘ ↓	Like
The next generation of Lifeguards (... Mon Jul 31, 3:15pm	Post	Boost p...	11,782	Presenting.....Peter Pan Jr! Our su... Fri Jul 28, 9:07am	Post	Boost p...	3,690
Event: Movie in the Park-Caddyshack Fri Jul 14, 7:48am	Ad	8,410		Fireworks begin at dark tonight. Su... Sun Jul 2, 11:18am	Post	Boost p...	3,612
Big, big thanks to team members fr... Mon Aug 7, 1:29pm	Post	Boost p...	7,268	See you tomorrow! Sat. July 15 at 1... Fri Jul 14, 10:39am	Post	Boost p...	3,566
Everything you need to know to en... Sat Jul 1, 1:04pm	Post	Boost p...	6,776	It's a special night (Tu, Jul 25) at Co... Tue Jul 25, 1:00pm	Post	Boost p...	3,381
We FISH 🐟 you were here 😊 It w... Sun Jul 30, 10:29am	Post	Boost p...	6,535	Celebrating soon? We have beautif... Sun Jul 23, 3:08pm	Post	Boost p...	3,269
Main Beach parking update: For th... Sun Jul 2, 7:41am	Post	Boost p...	6,483	Our Tiny Tot Dance Campers along... Thu Jul 6, 12:02pm	Post	Boost p...	3,081
Cool off in our Splash Pads! NOW ... Wed Jul 12, 6:10am	Post	Boost p...	5,373	Save the date and UNPLUG After D... Mon Jul 3, 8:34am	Post	Boost p...	3,045
Preston Skultety, Crystal Lake Park ... Wed Jul 5, 2:15pm	Post	Boost p...	4,251	We are thrilled to announce a new ... Sat Jul 29, 11:15am	Post	Boost p...	2,937
An oak tree had recently died at th... Thu Jul 27, 8:37am	Post	Boost p...	3,867	Sing, laugh, dance and play togeth... Tue Jul 4, 3:02pm	Post	Boost p...	2,674
In just over 3 weeks in July, our Mu... Sat Aug 5, 8:04am	Post	Boost p...	3,690	Looking for family fun this weeken... Thu Jul 13, 8:41am	Post	Boost p...	2,663

## Comparison to other similar Facebook pages

Page	Page likes ↓
 <b>City of Elgin, Illinois - Government</b> Elgin is a community of more than 112,000 residents who are proud of the city's history, diversity and culture.	25.5K
 <b>Rockford Park District</b> Helping People Enjoy Life!	17.3K
 <b>Naperville Park District</b> Thousands served yearly by our 1,400+ programs & events, 140 parks, 2 golf courses, sports fields, Centennial Beach, Millenniu...	17.1K
 <b>McHenry County Conservation District</b> McHenry County Conservation District manages over 25,700 acres of open space.	14.3K
 <b>Real Woodstock</b> Your destination for music, arts & culture, great dining, shopping, and endless family activities.	13.9K
 <b>Three Oaks Recreation Area</b> Three Oaks Recreation Area is a lake, beach and recreational park run by the City of Crystal Lake.	11.8K
 <b>Crystal Lake Park District</b> Explore   Play   Experience	10.9K
 <b>Park District of Oak Park</b> Our Mission: In partnership with the community, we enrich lives by providing meaningful experiences through parks, programs, ...	10.2K
 <b>Gurnee Park District</b> Welcome to the Gurnee Park District Facebook Fan Page. Enriching People's Lives by Promoting Fun and Preserving Nature.Find ...	10.1K
 <b>Schaumburg Park District</b> Schaumburg Park District is dedicated to serving the community.	9.8K
 <b>St. Charles Park District</b> The St. Charles Park District is a special purpose government unit. It is our mission to enrich the quality of life of Park District resi...	9.2K
 <b>Batavia Park District</b> Your Fun is Our Business! Follow us on Instagram @BataviaParkDistrict We reserve the right to redirect questions or comments t...	8.9K
 <b>City of Crystal Lake, IL</b> Official Facebook Page for the City of Crystal Lake; visit www.crystallake.org for more information.	8.8K
 <b>Oswegoland Park District</b> Creating Opportunities for a Healthy Community with 64 parks on over 1,290 acres, 20 miles of trails, and hundreds of recreatio...	8.3K
 <b>PLAINFIELD PARK DISTRICT</b> The Plainfield Park District's mission is to enhance lives through quality recreation.	8.3K
 <b>Wheeling Park District</b> Our Mission is to provide memorable experiences in parks and recreation that enrich our communities.	7.7K
 <b>Arlington Heights Park District</b> Visit www.ahpd.org for more information.	7.5K
 <b>Geneva Park District</b> The mission of the Geneva Park District is to provide recreational programs, facilities, and open space that will enhance the quali...	7.5K

# Advertising and Sponsorship Report

GRAND TOTALS  
5/1/23-4/30/24

EVENT	TRADE/DONATIONS	CASH	GRAND TOTAL
RACKET CLUB BANNERS (5/1/23-12/31/23)	\$ -	\$ 1,884.00	\$ 1,884.00
RACKET CLUB BANNERS (1/1/24-4/30/24)	\$ -	\$ -	\$ -
CONCERTS IN THE PARK 2023	\$ 250.00	\$ 4,325.00	\$ 4,575.00
TRUCK or TREAT		\$ -	\$ -
MISCELLANEOUS	\$ 1,735.00	\$ 175.00	\$ 1,910.00
<b>ADVERTISING</b>			
SUMMER '23 BROCHURE ADVERTISING		\$ 7,155.00	\$ 7,155.00
FALL '23 BROCHURE ADVERTISING		\$ 7,505.00	\$ 7,505.00
WINTER/SPRING '24 BROCHURE ADVERT.			
<b>GRAND TOTALS:</b>	\$ 1,985.00	\$ 21,044.00	\$ 23,029.00





Report to the Board From: John Longo, Chief of Police

Date: August 2, 2023

**Monthly police statistics**

Statistical information is collected and reviewed monthly as a measure of performance, to identify crime patterns and predictability of areas of attention for future police patrols. The Park District Police Department compiles statistical information on both criminal complaints/offenses and calls for service officers respond to or discover during their patrols. Included please find the current statistics from which the following observations can be made.

**Calls for service**

During the month of July, Park Police handled calls 51 for service. The following is a summary from our CAD system, detailing those incidents and locations they originated.

<u>Case Numbers</u>	<u>Problem</u>	<u>Address</u>	<u>Response Date</u>
CP-23-000257	MOTORIST ASSIST	695 Barlina Rd	7/1/2023 8:17
CP-23-000258	CRIMINAL DAMAGE TO VEHICLE	300 LAKE SHORE DR	7/1/2023 11:18
CP-23-000259	DUMPING/LITTERING	1621 PENNY LN	7/2/2023 15:19
CP-23-000260	ACCIDENT PROPERTY DAMAGE	Lake Ave / Country Club Rd	7/2/2023 19:47
CP-23-000261	THEFT	300 Lake Shore Dr	7/3/2023 10:28
CP-23-000262	DISORDERLY CONDUCT	300 Lake Shore Dr	7/4/2023 16:03
CP-23-000263	DUMPING/LITTERING	1621 Penny Ln	7/5/2023 11:11
CP-23-000264	STRAY ANIMAL	300 Lake Shore Dr	7/5/2023 12:31
CP-23-000265	CITIZEN ASSIST	LAKESIDE RD / COUNTRY CLUB RD	7/5/2023 20:21
CP-23-000266	ANIMAL OTHER ANIMAL COMPLAINT	300 Lake Shore Dr	7/8/2023 15:20
CP-23-000267	911 HANGUP OPEN LINE	2325 Lake Av	7/8/2023 16:50
CP-23-000268	DISORDERLY CONDUCT	1420 Willow Tree Dr	7/8/2023 18:48
CP-23-000269	OUTSIDE ASSIST POLICE	5006 Northwest Hwy	7/8/2023 19:35
CP-23-000270	DUMPING/LITTERING	1621 Penny Ln	7/10/2023 15:38
CP-23-000271	CITIZEN ASSIST	300 Lake Shore Dr	7/10/2023 17:37

CP-23-000272	ORDINANCE VIOLATION	925 Sarasota Ln	7/10/2023 21:05
CP-23-000273	PUBLIC INDECENCY	1251 Route 176 Hy	7/11/2023 12:19
CP-23-000274	WEAPONS OFFENSES	1294 NORTH AVE	7/11/2023 13:33
CL-23-013967, CP-23-000275	JUVENILE INCIDENT	1270 Westport Ridge	7/11/2023 14:33
CP-23-000276	JUVENILE INCIDENT	1270 Westport Ridge	7/11/2023 15:12
CP-23-000277, LA-23-007056	CITIZEN ASSIST	560 Wright Dr	7/13/2023 17:09
CP-23-000278	CITIZEN ASSIST	1401 Route 176 Hy	7/13/2023 17:21
CP-23-000279	ORDINANCE VIOLATION	7610 Pingree Rd	7/15/2023 17:36
CP-23-000280	CRIMINAL DAMAGE TO PROPERTY	566 Coventry Ln	7/16/2023 8:31
CP-23-000281	UNWANTED SUBJECT	431 N Walkup Av	7/16/2023 9:03
CP-23-000282	CHECK FOR WELL-BEING	1420 Willow Tree Dr	7/16/2023 17:09
CP-23-000283	MOTORIST ASSIST	Route 176 Hwy / Northwest Hwy	7/16/2023 21:45
CP-23-000284	SUSPICIOUS AUTO	300 LAKE SHORE DR	7/16/2023 21:51
CP-23-000285	ASSIST FIRE	300 Lake Shore Dr	7/17/2023 9:31
CP-23-000286	INFORMATION FOR POLICE	851 Route 176 Hy	7/17/2023 11:54
CP-23-000287	OUTSIDE ASSIST POLICE	431 N WALKUP AV	7/17/2023 15:28
CP-23-000288	ASSIST FIRE	N Walkup Rd / Talismon Dr	7/17/2023 20:08
CL-23-014566, CP-23-000289	OUTSIDE ASSIST POLICE	ROUTE 176 HWY / NORTHWEST HWY	7/20/2023 8:38
CP-23-000290	DRIVING COMPLAINT	431 N Walkup Av	7/20/2023 16:36
CP-23-000291	MOTORIST ASSIST	431 N Walkup Av	7/20/2023 21:28
CP-23-000292	UNWANTED SUBJECT	300 Lake Shore Dr	7/21/2023 17:38
CP-23-000293	OUTSIDE ASSIST POLICE	HUNTLEY RD / ACKMAN RD	7/21/2023 21:38
CP-23-000294	CITIZEN ASSIST	1251 Route 176 Hy	7/22/2023 9:34
CP-23-000295	SUSPICIOUS INCIDENT	1270 WESTPORT RIDGE	7/23/2023 11:06
CP-23-000296	CHECK FOR WELL-BEING	300 Lake Shore Dr	7/23/2023 15:27
CP-23-000297	PARKING COMPLAINT	300 Lake Shore Dr	7/23/2023 15:33
CP-23-000298	FOUND ARTICLE	851 Route 176 Hy	7/23/2023 20:25
CP-23-000299	SUSPICIOUS PERSON	431 N Walkup Ave	7/24/2023 15:40
CP-23-000300	ASSIST FIRE	1294 North Ave	7/24/2023 19:56
CP-23-000301	ASSIST FIRE	1420 Willow Tree Dr	7/25/2023 11:52
CP-23-000302	DOMESTIC	1151 Route 176 Hy	7/27/2023 13:22
CP-23-000303	ACCIDENT PRIVATE PROPERTY	300 Lake Shore Dr	7/28/2023 15:02
CP-23-000304	STRAY ANIMAL	407 Buckingham Dr	7/29/2023 8:42
CP-23-000305	FIREWORKS	566 Coventry Ln	7/29/2023 22:12
CP-23-000306	ASSIST FIRE	1051 Route 176 Hy	7/31/2023 18:31
CP-23-000307	INFORMATION FOR POLICE	925 Sarasota Ln	7/31/2023 19:14

**Incidents of Note:**

**Dumping:** On July 5, park police received a complaint of a lot of garbage being dumped at Winding Creek. The garbage appeared to be from a vape shop in the area. This

appears to be an ongoing problem as there have been more than 1 call of this happening in the same park. Investigation continues.

**Criminal Damage to Property:** Park police received a call about the Little Library Book Box being damaged at Ladd Park on July 16. The box appeared to have been removed from its pedestal and smashed on the ground.

**Check Well Being:** On July 17, park police were called to Main Beach regarding a subject passed out in the bandshell. Subject was not passed out, but was sleeping. He appeared to be sober and possibly homeless. When questioned, he stated he would leave the park without incident.

**Medical Assist:** On July 25, park police were dispatched to Woodscreek Park for a child that possibly broke her wrist while playing on the basketball court. Subject was transported to hospital.

**Domestic Dispute:** After a Raiders Football training on July 27, when the father of a participant was talking with said participant, his mother called saying that she was leaving. This prompted the father to begin a profane tirade which continued as he was leaving and walking toward the parking lot. The father threatened to fight the mother's current boyfriend and stated that he had every right to talk to his son. The father was informed that the park district would not tolerate that behavior and if there were to be another outburst he would be trespassed from the park.

**Medical Assist:** On July 31, park police were dispatched to Lippold Park for a football player that was feeling dizzy and possibly passed out. Subject was transported to hospital.

**Citations Issued:**

**("W"=Warning, "56" = State Citation, "L056" = Park Ordinance Citation)**

In all, fourteen (14) citations were issued during the month of July, including:

L05609529	Parking in Boat Launch without a Trailer	7/2/2023	Main Beach
L05610807	Parking in Boat Launch without a Trailer	7/3/2023	Main Beach
L05611213	Parking Where Signs Posted No Parking	7/9/2023	Main Beach
L05611214	Parking Where Signs Posted No Parking	7/9/2023	Lippold Park
L05611215	Parking Where Signs Posted No Parking	7/9/2023	Lippold Park
L05610809	Parking inside West Beach Boat Launch	7/11/2023	West Beach
L05611216	Parking in Grass	7/16/2023	Lippold Park
L05610810	Parking in Main Beach W/O Trailer	7/20/2023	Main Beach
L05611217	Parking Where Signs Posted No Parking	7/23/2023	Lippold Park
L05611218	Parking Where Signs Posted No Parking	7/23/2023	Lippold Park

L05611219	Parking in Boat Launch without a Trailer	7/23/2023	Main Beach
L05611149	Parking Where Signs Posted No Parking	7/29/2023	Lippold Park
L05611150	Parking Where Signs Posted No Parking	7/29/2023	Lippold Park
L05611151	Parking Where Signs Posted No Parking	7/29/2023	Lippold Park

**Training:** All Officers completed the monthly Police Law Institute on-line training which this month covered the topics below.

Page 1 **Illinois Legal Update – July 2023** Copyright © 2023 by Police Law Institute, Inc. No part of this publication may be reproduced without the permission of Police Law Institute, Inc.

# Illinois Monthly Legal Update & Review™

## July 2023

### Reference & Review – Lesson Summary

### Driving Under the Influence (DUI)

Illinois law enforcement officers arrested 21,735 drivers for driving under the influence in 2021, the last year for which statistics are available. Hundreds of these arrests stemmed from fatal collisions killing 330 people – roughly 25% of the state's 1,334 crash fatalities.

According to the National Highway Traffic Safety Administration (NHTSA), nationwide statistics are similar – 20-30 percent of all traffic fatalities involve alcohol- or drug-impaired drivers.

➡ **Offender Profile.** 73% of DUI offenders in Illinois are male; 55% of offenders are males under 45; most DUI arrests occur between 11 p.m. and 4 a.m. on the weekend; and arrestees have an average blood alcohol content of 0.17 – over twice the legal limit. (*2023 Illinois DUI Fact Book*)

### DUI Elements

"A person shall not drive or be in *actual physical control* of any vehicle within this State while:

- (1) the alcohol concentration in the person's blood, other bodily substance, or breath is 0.08 or more based on the definition of blood and breath units in Section 11-501.2;
- (2) *under the influence of alcohol*;
- (3) under the influence of any *intoxicating compound* or combination of intoxicating compounds to a degree *that renders the person incapable of driving safely*;
- (4) under the influence of any *other drug or combination of drugs* to a degree that renders the person incapable of safely driving;
- (5) under the *combined influence* of alcohol, other drug or drugs, or intoxicating compound or compounds to a degree that renders the person incapable of safely driving;
- (6) there is any amount of a drug, substance, or compound in the person's breath, blood, other bodily substance, or urine resulting from the unlawful use or consumption of a *controlled substance listed in the Illinois Controlled Substances Act*, an intoxicating compound listed in the *Use of Intoxicating Compounds Act*, or *methamphetamine* as listed in the Methamphetamine Control and Community Protection Act; *or*
- (7) the person has, within 2 hours of driving or being in actual physical control of a vehicle, a *tetrahydrocannabinol concentration* in the person's whole blood or other bodily substance.... [This] does not apply to the lawful consumption of cannabis by a qualifying patient licensed under the Compassionate Use of Medical Cannabis Program Act who is in possession of a valid registry card issued under that Act, unless that person is impaired by the use of *cannabis*. (625 ILCS 5/11-501(a))

➡ **Actual Physical Control.** "Certain factors, such as whether the motorist is positioned in the *driver's seat* of the vehicle in *possession of the ignition key* and has the *physical capability of starting the engine* and moving the

vehicle, are repeatedly singled out as indications that the motorist is in actual physical control of the vehicle."  
(*People v. Davis*, 205 Ill. App. 3d 431 (Ill. App. Ct. 1990))

➡ **Driver Intent.** While "sleeping it off" is preferable to continuing to drive drunk, the Illinois Supreme Court has been clear that good intentions aren't legally relevant.

"It is no defense that defendant may have intended only to use the vehicle for shelter while achieving sobriety."  
(*City of Naperville v. Watson*, 175 Ill. 2d 399 (Ill. 1997))

➡ **Recommendation: Stationary Vehicle Incident Reports.** When law enforcement officers find an impaired person, alone in a non-moving vehicle, they should document the vehicle's condition, its operability status, the location of the ignition keys, the occupant's specific location within the vehicle, the occupant's account of their previous actions, and the occupant's current condition. Page 2 **Illinois Legal Update – July 2023** Copyright © 2023 by Police Law Institute, Inc. No part of this publication may be reproduced without the permission of Police Law Institute, Inc.

☞ **Penalty.** "Except as otherwise provided in this Section, any person convicted of violating subsection (a) of this Section is guilty of a *Class A misdemeanor*.

(2) A person who violates [DUI law] a second time shall be sentenced to a mandatory minimum term of either **5 days of imprisonment or 240 hours of community service** in addition to any other criminal or administrative sanction.

(3) A person who violates [DUI law] is subject to 6 months of imprisonment, an additional mandatory minimum fine of \$1,000, and 25 days of community service in a program benefiting children **if the person was transporting a person under the age of 16** at the time of the violation.

(4) A person who violates [DUI law] a first time, if the alcohol concentration in his or her blood, breath, other bodily substance, or urine was **0.16 or more** based on the definition of blood, breath, other bodily substance, or urine units in Section 11-501.2, shall be subject, in addition to any other penalty that may be imposed, to a mandatory minimum of 100 hours of community service and a mandatory minimum fine of \$500.

(5) A person who violates [DUI law] a second time, if at the time of the second violation the alcohol concentration in his or her blood, breath, other bodily substance, or urine was 0.16 or more based on the definition of blood, breath, other bodily substance, or urine units in Section 11-501.2, shall be subject, in addition to any other penalty that may be imposed, to a mandatory minimum of 2 days of imprisonment and a mandatory minimum fine of \$1,250." (625 ILCS 5/11-501(c))

☞ **Aggravated DUI.** "Every person convicted of committing a violation of this Section shall be guilty of **aggravated driving under the influence** of alcohol, other drug or drugs, or intoxicating compound or compounds, or any combination thereof if:

(A) the person committed a violation of [DUI law] or a similar provision for the third or subsequent time;

(B) the person committed a violation of [DUI law] while driving a school bus with one or more passengers on board;

(C) the person in committing a violation of [DUI law] was involved in a motor vehicle crash that resulted in great bodily harm or permanent disability or disfigurement to another, when the violation was a proximate cause of the injuries;

(D) the person committed a violation of [DUI law] and has been previously convicted of violating Section 9-3 of the Criminal Code of 1961 or the Criminal Code of 2012 or a similar provision of a law of another state relating to reckless homicide in which the person was determined to have been under the influence of alcohol, other drug or drugs, or intoxicating compound or compounds as an element of the offense or the person has previously been convicted under subparagraph (C) or subparagraph (F) of this paragraph (1) [causing great bodily harm, disability, disfigurement, or death];

(E) the person, in committing a violation of [DUI law] while driving at any speed in a school speed zone at a time when a speed limit of 20 miles per hour was in effect..., was involved in a motor vehicle crash that resulted in bodily harm, other than great bodily harm or permanent disability or disfigurement, to another person, when the violation of subsection (a) was a proximate cause of the bodily harm;

(F) the person, in committing a violation of [DUI law], was involved in a motor vehicle crash or snowmobile, all-terrain vehicle, or watercraft accident that resulted in the death of another person, when the violation ... was a proximate cause of the death;

(G) the person committed a violation of [DUI law] during a period in which the defendant's driving privileges are revoked or suspended, where the revocation or suspension was for a violation of [DUI law] or a similar provision ..., Section 11-501.1, paragraph (b) of Section 11-401 [Motor vehicle accidents involving death or personal injuries], or for reckless homicide....

(H) the person committed the violation while he or she did not possess a driver's license or permit or a restricted driving permit or a judicial driving permit or a monitoring device driving permit;

(I) the person committed the violation while he or she knew or should have known that the vehicle he or she was driving was not covered by a liability insurance policy;

(J) the person in committing a violation of [DUI law] was involved in a motor vehicle crash that resulted in bodily harm, but not great bodily harm, to the child under the age of 16 being transported by the person, if the violation was the proximate cause of the injury;

(K) the person in committing a second violation of [DUI law] or a similar provision was transporting a person under the age of 16; **or**

(L) the person committed a violation of [DUI law] while transporting one or more passengers in a vehicle for-hire." (625 ILCS 5/11-501(d)(1))

☞ **Aggravated DUI Penalty.** "Except as provided otherwise, a person convicted of aggravated driving under the influence of alcohol, other drug or drugs, or intoxicating compound or compounds, or any combination thereof is guilty of a **Class 4 felony**" (625 ILCS 5/11-501(d)(2)(A))



☞ **Multiple DUI Charges.** A single event can result in charges for separate DUI crimes. For example, prosecutors may add an aggravated DUI charge to a misdemeanor DUI charge, if they believe that one of the aggravated DUI conditions applies. However, if both charges return a verdict of guilty, the court will only punish the defendant for one of the crimes, since both charges were based on the same single act.

"The misdemeanor DUI offense continues while a defendant is driving and proximately causes the accident. Defendant was allegedly engaged in only one continuous and uninterrupted act of driving while under the influence. In this instance, the phrase "based on the same act" cannot be given a hypertechnical interpretation to create multiple acts based on discrete moments in time. See *People v. Pena*, 170 Ill. App.3d 347, 350-52 (1988) (multiple convictions for DUI and speeding could not be based on different 'acts' of DUI and speeding during the same driving episode)." (*People v. Quigley*, 183 Ill. 2d 1 (Ill. 1998))

"Once a speedy-trial demand is filed, the multiple charges are subject to the same speedy-trial period." *People v. Quigley*, 183 Ill. 2d 1, 13 (Ill. 1998)

☞ **Recommendation: Clarify Victims' Medical Status.** If an impaired driver is involved in a serious accident, law enforcement officers should immediately send a report to the prosecutor describing the victim's medical condition after the accident. The report should include all injuries, likely causes and severity.

A timely report allows prosecutors to monitor the case's progress, add a felony count if not already charged, and bring a felony case to trial before the speedy trial limitation for the misdemeanor DUI charge expires.

☞ **Mandatory Evaluation and Treatment.** "After a finding of guilt and prior to any final sentencing or an order for supervision, for an offense based upon an arrest for a violation of Section 11-501 or a similar provision of a local ordinance, individuals shall be required to undergo a professional evaluation to determine if an alcohol, drug, or intoxicating compound abuse problem exists and the extent of the problem, and undergo the imposition of treatment as appropriate. Programs conducting these evaluations shall be licensed by the Department of Human Services. The cost of any professional evaluation shall be paid for by the individual required to undergo the professional evaluation." (625 ILCS 5/11-501.01(a))

☞ **Revocation of Driving Privileges.** "Except as provided in this Section, the Secretary of State shall immediately revoke the license, permit, or driving privileges of any driver upon receiving a report of the driver's conviction of any of the following offenses: ... Violation of Section 11-501 of this Code [DUI] or a similar provision of a local ordinance relating to the offense of operating or being in physical control of a vehicle while under the influence of alcohol, other drug or drugs, intoxicating compound or compounds, or any combination thereof...." (625 ILCS 5/6-205(a)(2))

☞ **Revocation vs. Suspension.** "The *revocation* by the Secretary of State of a person's license or privilege to operate a motor vehicle on the public highways for the period provided in Section 6-208.1. Reinstatement after the revocation period shall occur after the person has been approved for reinstatement through an administrative hearing with the Secretary of State, has filed proof of financial responsibility, has paid the reinstatement fee as provided in Section 6-118, and has successfully completed all necessary examinations. The basis for this revocation of driving privileges shall be the individual's refusal to submit to or failure to complete a chemical test or tests following an arrest for the offense of driving under the influence of alcohol, other drugs, or intoxicating compounds, or any combination thereof *involving a motor vehicle crash that caused personal injury or death* to another, as provided in Section 11-501.1 [DUI] of this Code." (625 ILCS 5/1-197.6)

"The withdrawal by the Secretary of State of a person's license or privilege to operate a motor vehicle on the public highways for the periods provided in Section 6-208.1. Reinstatement after the *suspension* period shall occur after all appropriate fees have been paid. The bases for this withdrawal of driving privileges shall be the individual's refusal to submit to or failure to complete a chemical test or tests following an arrest for the offense of driving under the influence of alcohol, other drugs, or intoxicating compounds, or any combination thereof, or submission to such a test or tests indicating an alcohol concentration of 0.08 or more as provided in Section 11-501.1 [DUI] of this Code." (625 ILCS 5/1-197.5)

☞ **MDDPs and BAIIDs.** "Upon mailing of the notice of suspension of driving privileges as provided in subsection (h) of Section 11-501.1 [DUI] of this Code, the Secretary shall also send written notice informing the person that he or she will be issued a *monitoring device driving permit (MDDP)*. The notice shall include, at minimum, information summarizing the procedure to be followed for issuance of the MDDP, installation of the breath alcohol ignition installation device (BAIID), as provided in this Section, exemption from BAIID installation requirements, and procedures to be followed by those seeking indigent status....

However, a MDDP shall not be issued if the Secretary finds that:

(1) the offender's driver's license is otherwise invalid;

(2) death or great bodily harm to another resulted from the arrest for Section 11-501 [DUI];



(3) the offender has been previously convicted of reckless homicide or aggravated driving under the influence involving death; or

(4) the offender is less than 18 years of age." (625 ILCS 5/6-206.1(a))

"Ignition interlock device, ***breath alcohol ignition interlock device (BAIID)***. A device installed in a motor vehicle that prevents the vehicle from starting until the device has determined by an analysis of the driver's breath that the driver's breath alcohol is below a certain preset level." (625 ILCS 5/1-129.1) Page 4 **Illinois Legal Update – July 2023** Copyright © 2023 by Police Law Institute, Inc. No part of this publication may be reproduced without the permission of Police Law Institute, Inc.

☞ **BAIID Statutory Requirements.** "The Secretary of State shall require the use of ignition interlock devices for a period not less than 5 years on all vehicles owned by a person who has been convicted of a second or subsequent offense of Section 11-501 or a similar provision of a local ordinance. The person must pay to the Secretary of State DUI Administration Fund an amount not to exceed \$30 for each month that he or she uses the device. The Secretary shall establish by rule and regulation the procedures for certification and use of the interlock system, the amount of the fee, and the procedures, terms, and conditions relating to these fees. During the time period in which a person is required to install an ignition interlock device under this subsection (e), that person shall only operate vehicles in which ignition interlock devices have been installed, except as allowed by subdivision (c)(5) or (d)(5) of Section 6-205 [use of employer-owned vehicles] of this Code." (625 ILCS 5/11-501.01(e))

## Reasonable Suspicion to Conduct Traffic Stops

"While reasonable grounds for an investigative stop may be based on an informant's tip, some indicia of reliability must be present to justify the stop.... However, the officer's own observations may corroborate the tip or may provide an independent basis for the stop. Specifically, an observation of erratic driving, such as weaving between lanes, is sufficient to justify a traffic stop." (*People v. Diaz*, 247 Ill. App. 3d 625 (Ill. App. Ct. 1993))

☞ **Legal Basis for Conducting a Traffic Stop.** The U.S. Supreme Court has repeatedly affirmed that if law enforcement officers have reasonable suspicion that a vehicle or its driver is involved in *any type* of criminal activity, they may briefly stop the vehicle to investigate.

However, "in justifying the particular intrusion the police officer must be able to point to *specific and articulable facts* which, taken together with rational inferences from those facts, reasonably warrant that intrusion." (*Terry v. Ohio*, 392 U.S. 1; *U.S. v. Brignoni-Ponce*, 422 U.S. 873)

☞ **Traffic Violations.** A driver's impairment often becomes obvious by their committing a simple traffic violation. "[T]he court plainly stated that "when a motorist crosses over a lane line and is not driving as nearly as practicable within one lane, the motorist has violated the [improper lane usage] statute." (*People v. Scott*, 2012 Ill. App. 5th 100253 (Ill. App. Ct. 2012), citing *People v. Smith*, 172 Ill. 2d 289 (Ill. 1996))

"So, the police officer saw defendant violate section 11-904(b) of the Illinois Vehicle Code, which provides that, "[e]xcept when directed to proceed by a police officer or traffic-control signal, every driver of a vehicle approaching a stop intersection indicated by a stop sign shall stop at a clearly marked stop line." 625 ILCS 5/11-904(b)) ... A police officer is justified in stopping and detaining a driver if the officer observes the driver commit a traffic offense.... Therefore, the stop was justified at its inception, and any claim to the contrary would not be arguable." (*People v. Watkins*, 437 Ill. Dec. 877 (Ill. App. Ct. 2019))

"Lieutenant Kilby witnessed two traffic violations when he saw defendant changing lanes without signaling (625 ILCS 5/11-804(a) (West 2002)) and weaving his vehicle across the centerline ( 625 ILCS 5/11-709(a) (West 2002)). Therefore, Sergeant Moody, at the request of Kilby, had probable cause to initiate a valid traffic stop, and the stop was thus justified at its inception." (*People v. Reatherford*, 345 Ill. App. 3d 327 (Ill. App. Ct. 2003))

"Erratic driving, such as weaving across a roadway or even weaving within a lane, may provide a sufficient basis for an investigative stop of a motor vehicle." (*People v. Decker*, 181 Ill. App. 3d 427 (Ill. App. Ct. 1989))

"He stopped defendant because he was driving his van in the dark with an inoperable headlight, a violation of section 12-211(a) of the Vehicle Code (625 ILCS 5/12-211(a)) .... (West 2002)). Thus, Kopek had probable cause to initiate a valid traffic stop." (*People v. Gonzalez*, 2017 Ill. App. 3d 150133 (Ill. App. Ct. 2017))

☞ **Improper Lane Usage.** One traffic violation commonly indicating a driver's impairment is their inability to stay within the lines of a marked traffic lane.

"Whenever any roadway has been divided into 2 or more clearly marked lanes for traffic the following rules in addition to all others consistent herewith shall apply....

A vehicle shall be driven as nearly as practicable entirely within a single lane and shall not be moved from such lane until the driver has first ascertained that such movement can be made with safety." (625 ILCS 5/11-709(a))

☞ **Reasonable Suspicion for Multiple Offenses.** During a traffic stop, it's lawful for law enforcement officers to gather additional evidence giving them reasonable suspicion that other violations have occurred. For example, during an improper lane usage stop, officers may also find evidence of DUI, and if so, they can charge the driver with both offenses.

The Illinois Supreme Court has ruled that an officer's observations during a stop for improper lane usage also provides sufficient grounds to arrest a driver for a second offense (DUI), and to subsequently suspend driving privileges for refusing to submit to a breath test. (*People v. Smith*, 172 Ill. 2d 289)

"[A]ny observations the officer made may form the basis of probable cause to arrest the defendant for a reason totally unrelated to the stop." (*People v. Adams*, 225 Ill. App. 3d 815 (Ill. App. Ct. 1992))

➡ **Pretextual Stops.** "Subjective intent alone . . . does not make otherwise lawful conduct illegal or unconstitutional." (*Whren v. United States*, 517 U.S. 806, citing *Scott v. United States*, 436 U.S. 128) "[T]he decision to stop an automobile is reasonable where the police have probable cause to believe that a traffic violation has occurred.... The reasonableness of a traffic stop does not depend on the actual motivations of the police officers involved." (*People v. Gonzalez*, 2019 Ill. App. 2d 170256 (Ill. App. Ct. 2020)) Page 5 **Illinois Legal Update – July 2023** Copyright © 2023 by Police Law Institute, Inc. No part of this publication may be reproduced without the permission of Police Law Institute, Inc.

## Tips from Concerned Citizens

In cases beginning with a tip, defense attorneys will often challenge a tipster's credibility, requiring law enforcement officers to testify to the identity of the source (if known), the specific content of the source's tip, how the source acquired the information they shared, and the basis for their own belief in the source's credibility.

➤ **Tips from Known vs. Anonymous Sources.** "An anonymous tip, if coupled with a police officer's independent corroboration of the tip, may provide sufficient articulable suspicion to warrant a Terry stop.... However, where the reliability of the information obtained from an anonymous source cannot be easily corroborated and no other suspicious circumstances are known to the police, a stop may be found unwarranted." (*People v. Brown*, 798 N.E.2d 800, 806 (Ill. App. Ct. 2003))

➤ **Reliability Indicators.** The U.S. Supreme Court has identified "indicia of reliability" to apply to informants. These indicators include: a history of sharing tips that have proven correct, a willingness to share their identity, provision of information in person, specificity of the information shared, an eyewitness basis of knowledge, a short time between the reported incident and the tip, and reporting the tip through the 911 system. (*Adams v. Williams*, 407 U.S. 143; *Navarette v. California*, 572 U.S. 393)

"[W]e believe that Sgt. Connolly acted justifiably in responding to his informant's tip. The *informant was known to him personally and had provided him with information in the past*. This is a stronger case than obtains in the case of an anonymous telephone tip. *The informant here came forward personally to give information that was immediately verifiable at the scene....* [and] the information carried enough indicia of reliability to justify the officer's forcible stop...." (*Adams v. Williams*, 407 U.S. 143)

"A limited list of factors that add to the indicia of reliability includes whether the citizen-informant identified himself, offered to sign a complaint, and witnessed the alleged offense, or whether the information was independently corroborated. Others factors weigh against reliability, such as whether the informant was paid for the information, did not witness the alleged offense, or failed to identify himself....

"After considering the totality of the circumstances in this case, we conclude that, although the citizen-informant had indicia of reliability, because of the *lack of detail* provided, Officer Perdue lacked reasonable suspicion at the time he instituted the investigatory stop. While the motorist-informant here had a greater degree of reliability than the completely anonymous informant in *Gross*, the additional reliability did not adequately compensate for either the lack of detail in his complaint or the *absence of a police officer's observation of corroborating behavior*." (*Village of Mundelein v. Minx*, 352 Ill. App. 3d 216 (Ill. App. Ct. 2004))

➤ **Recommendation: Always Analyze Informant Credibility.** To assess the credibility of a tip and its source, a law enforcement officer should consider the informant's: relationship to the suspect; own criminal record, if any; and basis of relevant knowledge.

The least reliable tips are those from anonymous sources. Officers not knowing a source's identity should ask several questions to assess a tipster's reliability:

- How do you know the person you're calling about?
- How did you learn the information that you're sharing?
- If we arrest the subject, how might it benefit you?
- Have you provided tips to law enforcement before? and if so,
- Do you know what happened as a result of the tip(s) you provided?

Factors to consider when evaluating whether a tip creates reasonable suspicion include; the quantity and detail of the information, the time interval between the tip and when an officer locates the vehicle, and whether the tip is based on an eyewitness observation.

➤ **Corroboration and Public Safety.** "Reckless and erratic drivers are likely impaired, and such drivers present an *imminent danger to other motorists*. A police officer should not have to wait to observe such driver commit a traffic violation or obtain specific details supporting the caller's conclusion before stopping the reported vehicle." (*People v. Ewing*, 880 N.E.2d 587 (Ill. App. Ct. 2007))

➤ **Totality of the Circumstances.** The U.S. Supreme Court has ruled: "Under the totality of the circumstances, we find the indicia of reliability in this case sufficient to provide the officer with reasonable suspicion that the driver of the reported vehicle had run another vehicle off the road. That made it reasonable under the circumstances for the officer to execute a traffic stop."

"*Not only was the tip here reliable*, but it also created reasonable suspicion of drunk driving. Running another car off the road suggests the sort of impairment that *characterizes drunk driving....* Finally, the officer's failure to observe additional suspicious conduct during the short period that he followed the truck *did not dispel the*

*reasonable suspicion of drunk driving*, and the officer was not required to surveil the truck for a longer period." (*Navarette v. California*, 134 S.Ct. 1683)

➡ **Recommendation: Acting on Phone Tips.** In *Navarette v. California*, the U.S. Supreme Court ruled that law enforcement officers may still conduct a traffic stop based on a tip, even if they haven't personally witnessed erratic or reckless driving, or other traffic violations.

This best protects the public at the moment when it's most vulnerable to drunk drivers – even if the officer's fast action may later hurt the prosecution before judges preferring that officers corroborate all tips before conducting a traffic stop. Page 6 **Illinois Legal Update – July 2023** Copyright © 2023 by Police Law Institute, Inc. No part of this publication may be reproduced without the permission of Police Law Institute, Inc.

## Evidence of DUI Violations

☞ **Proof of Driving Under the Influence of Alcohol.** A driver with a tested blood alcohol concentration of 0.08 or more has committed a DUI violation. But a test registering below 0.08 doesn't conclusively prove a lack of impairment. Law enforcement officers may still arrest a person for DUI for driving "under the influence of alcohol." (625 ILCS 5/11-501(a)(2))

This more subjective form of evidence typically includes an officer's observation of erratic or reckless driving, a BAC reading between 0.05 and 0.08, or the driver's inability to complete NHTSA-approved field sobriety tests.

☞ **Legal Presumptions Based on BAC Readings.** " Upon the trial of any civil or criminal action or proceeding arising out of acts alleged to have been committed by any person while driving or in actual physical control of a vehicle while under the influence of alcohol, the concentration of alcohol in the person's blood or breath at the time alleged as shown by analysis of the person's blood, urine, breath, or other bodily substance shall give rise to the following presumptions:

1. If there was at that time an alcohol concentration of 0.05 or less, it shall be presumed that the person was *not* under the influence of alcohol.

2. If there was at that time an alcohol concentration in excess of 0.05 but less than 0.08, such facts shall not give rise to any presumption that the person was or was not under the influence of alcohol, but such fact may be considered with other competent evidence in determining whether the person was under the influence of alcohol.

3. If there was at that time an alcohol concentration of 0.08 or more, it shall be presumed that the person was under the influence of alcohol.

4. *The foregoing provisions of this Section shall not be construed as limiting the introduction of any other relevant evidence bearing upon the question whether the person was under the influence of alcohol.*" (625 ILCS 5/11-501.2(b))

☞ **Other Types of Evidence Supporting a DUI Finding.** In an appeal of a DUI conviction in which a Breathalyzer test returned a BAC reading of 0.059, an Illinois Appellate Court cited several factors as reasonable proof that a driver is under the influence of alcohol.

"The State presented sufficient evidence from a credible officer that Phillips emitted a strong odor of alcohol, exhibited slightly slurred speech, had bloodshot eyes, and performed poorly on the field-sobriety tests....

[T]he Illinois Vehicle Code (625 ILCS 5/11-501.2(b)(2)), which provides that a blood-alcohol concentration below the legal limit, but above 0.05, *only eliminates the presumption of impairment*, and nothing more." (*People v. Phillips*, 44 N.E.3d 422 (Ill. App. Ct. 2015))

☞ **Proof of Driving Under the Influence of Cannabis.** "A person shall not drive or be in actual physical control of any vehicle within this State while ... the person has, within 2 hours of driving or being in actual physical control of a vehicle, a tetrahydrocannabinol concentration in the person's whole blood or other bodily substance as defined in *paragraph 6 of subsection (a) of Section 11-501.2* of this Code. Subject to all other requirements and provisions under this Section, this paragraph (7) does not apply to the lawful consumption of cannabis by a qualifying patient licensed under the Compassionate Use of Medical Cannabis Program Act who is in possession of a valid registry card issued under that Act, unless that person is impaired by the use of cannabis." (625 ILCS 5/11-501(a)(7))

"Tetrahydrocannabinol concentration means either 5 nanograms or more of delta-9-tetrahydrocannabinol per milliliter of whole blood or 10 nanograms or more of delta-9-tetrahydrocannabinol per milliliter of other bodily substance." (625 ILCS 5/11-501.2(a)(6))

Problematically, a reliable field test for THC concentration has yet to be approved statewide.

☞ **The Smell Test.** Since the legalization of adult use marijuana, the odor of burnt cannabis, by itself – even from within a motor vehicle – is not a sufficient basis to justify a search or arrest.

"[T]he smell of the burnt cannabis, without any corroborating factors, is not enough to establish probable cause to search the vehicle...." (*People v. Stribling*, 2022 Ill. App. 3d 210098 (Ill. App. Ct. 2022))

However, burnt cannabis smell, may be a contributing factor in investigating if a person is driving under the influence of cannabis. Two recent Illinois appellate court decisions upheld using burnt cannabis odor from inside a vehicle as justifying, in part, convictions for driving under the influence of cannabis.

☞ **Recommendation: Don't Base Probable Cause Solely on Cannabis Odor.** The odor of cannabis or burnt cannabis isn't sufficient in itself to create reasonable suspicion for seizing or detaining a suspect. Law enforcement officers must never *solely* rely on "the smell test" to justify an arrest for driving under the influence of drugs (DUID).

So, while a burnt marijuana odor *may be a factor* in suspecting that a driver committed a DUID violation, *it can't be the only factor*. However, officers may use it to justify field impairment tests, tests that may provide probable cause to suspect DUID.

➤ **Field Impairment Testing.** "Law enforcement officials may use validated roadside chemical tests or standardized field sobriety tests approved by the National Highway Traffic Safety Administration when conducting investigations of a violation of Section 11-501 [DUI] ... by drivers suspected of driving under the influence of cannabis." (625 ILCS 5/11-501.2(a-5))

➤ **Standardized Field Sobriety Testing (SFST).** Standardized field sobriety testing is a court-accepted method for determining impairment due to alcohol, cannabis, drugs, and intoxicating compounds. The NHTSA's "SFST battery" includes: horizontal gaze nystagmus (monitoring eye jerking and the ability to follow moving objects); walk-and-turn (nine heel-to-toe-steps, turn, and walk back); and the one-leg stand (one leg six inches off the ground for 30 seconds). Page 7 **Illinois Legal Update – July 2023** Copyright © 2023 by Police Law Institute, Inc. No part of this publication may be reproduced without the permission of Police Law Institute, Inc.

☞ **Other Types of Field Impairment Testing.** Additional methods for testing impairment by drugs (including alcohol) or controlled substances include: chemical tests, including THC breathalyzers and portable saliva kits; ARIDE (advanced roadside impaired driving enforcement testing); and evaluation by a drug recognition expert (DRE), trained in the principles of the Drug Evaluation and Classification Program (DECP).

☞ **Drug Recognition Experts (DREs).** Drug Recognition Experts are law enforcement officers who have been certified after completing a training program for determining the presence of impairment, whether impairment is caused by drugs or a medical condition, and which type of drug is the likely cause of a person's impairment symptoms.

DREs adhere to a 12-step process, testing for the presence of depressants, stimulants, hallucinogens, dissociate anesthetics, narcotic analgesics, inhalants, and cannabis.

☞ **The DRE Drug Impairment Evaluation Matrix.** The matrix lists 12 types of tests a DRE will conduct to determine the presence of drug impairment: 1) breath alcohol test; 2) personal interview; 3) preliminary exam and first pulse reading; 4) eye examination; 5) divided attention psychophysical tests; 6) vital signs and second pulse check; 7) dark room and ingestion exams; 8) muscle tone check; 9) injection site check and third pulse reading; 10) elicit subject statements; 11) assess and analyze; and 12) follow-up toxicological exam.

☞ **Testing Not Always Required for DUI Conviction.** "A DUI conviction may be sustained based solely on the testimony of the arresting officer, if credible.' *People v. Janik*, 127 Ill. 2d 390.... Three police officers who had observed defendant testified he was highly intoxicated. It would be reasonable to infer that the reason why he refused to undergo a field sobriety test and a breath test was that he knew these tests would confirm he was under the influence." (*People v. Day*, 438 Ill. Dec. 926 (Ill. App. Ct. 2019))

☞ **Recommendation: Gathering Evidence of Impairment at Accident Scenes.** Physical exams and questioning can both prove impairment. To gather the most evidence at an accident scene involving alcohol, a law enforcement officer should look for objects indicating recent alcohol or drug use, conduct field sobriety tests on the driver, request that medical staff conduct blood tests, if appropriate, ask passengers for their accounts of the accident, and question any and all eyewitnesses to corroborate or challenge the driver's claims.

☞ **Preliminary Breath Screening Test.** "If a law enforcement officer has reasonable suspicion to believe that a person is violating or has violated Section 11-501 [DUI] or a similar provision of a local ordinance, the officer, prior to an arrest, may request the person to provide a sample of his or her breath for a **preliminary breath screening test** using a portable device approved by the Illinois State Police. The person may refuse the test. The results of this preliminary breath screening test may be used by the law enforcement officer for the purpose of assisting with the determination of whether to require a chemical test ... and the appropriate type of test to request. Any chemical test authorized under Sections 11-501.1 and 11-501.2 [DUI] may be requested by the officer regardless of the result of the preliminary breath screening test, if probable cause for an arrest exists. The result of a preliminary breath screening test may be used by the defendant as evidence in any administrative or court proceeding involving a violation of Section 11-501 or 11-501.1. [DUI]" (625 ILCS 5/11-501.5(a))

☞ **Implied Consent.** "Any person who drives or is in actual physical control of a motor vehicle upon the public highways of this State **shall be deemed to have given consent**, subject to the provisions of Section 11-501.2 [DUI law], to a chemical test or tests of blood, breath, other bodily substance, or urine for the purpose of determining the content of alcohol, other drug or drugs, or intoxicating compound or compounds or any combination thereof in the person's blood if arrested...." (625 ILCS 5/11-501.1(a))

"A person who drives or is in actual physical control of a motor vehicle upon the public highways of this State shall be deemed to have given consent to (i) validated roadside chemical tests or (ii) standardized field sobriety tests approved by the National Highway Traffic Safety Administration ... if detained by a law enforcement officer who has a reasonable suspicion that the person is driving or is in actual physical control of a motor vehicle while impaired by the use of cannabis." (625 ILCS 5/11-501.9(a))

Page 8 **Illinois Legal Update – July 2023** Copyright © 2023 by Police Law Institute, Inc. No part of this publication may be reproduced without the permission of Police Law Institute, Inc.



☞ **Notification Requirements.** "A person requested to submit to a test as provided above shall be warned by the law enforcement officer requesting the test that a refusal to submit to the test will result in the statutory summary suspension of the person's privilege to operate a motor vehicle...." (625 ILCS 5/11-501.1(c))

"A person requested to submit to a test as provided above shall be warned by the law enforcement officer requesting the test that a refusal to submit to the test, or submission to the test resulting in an alcohol concentration of 0.08 or more, or testing discloses the presence of cannabis as listed in the Cannabis Control Act with a tetrahydrocannabinol concentration as defined in paragraph 6 of subsection (a) of Section 11-501.2 of this Code [either 5 nanograms or more of delta-9-tetrahydrocannabinol per milliliter of whole blood or 10 nanograms or more of delta-9-tetrahydrocannabinol per milliliter of other bodily substance], or any amount of a drug, substance, or intoxicating compound resulting from the unlawful use or consumption of a controlled substance listed in the Illinois Controlled Substances Act, an intoxicating compound listed in the Use of Intoxicating Compounds Act, or methamphetamine as listed in the Methamphetamine Control and Community Protection Act as detected in such person's blood, other bodily substance, or urine, **may result in the suspension of such person's privilege to operate a motor vehicle....**

A person requested to submit to a test shall also acknowledge, in writing, receipt of the warning required under this Section. If the person refuses to acknowledge receipt of the warning, the law enforcement officer shall make a written notation on the warning that the person refused to sign the warning. A person's refusal to sign the warning shall not be evidence that the person was not read the warning." (625 ILCS 5/11-501.6(c))

"A person requested to submit to validated roadside chemical tests or field sobriety tests, as provided in this Section, **shall be warned by the law enforcement officer requesting the field sobriety tests that a refusal to submit to the validated roadside chemical tests or field sobriety tests will result in the suspension of the person's privilege to operate a motor vehicle....** The person shall also be warned by the law enforcement officer that if the person submits to validated roadside chemical tests or field sobriety tests as provided in this Section which disclose the person is impaired by the use of cannabis, a suspension of the person's privilege to operate a motor vehicle ... will be imposed." (625 ILCS 5/11-501.9(c))

"If the person refuses testing or submits to a test which discloses an alcohol concentration of 0.08 or more, the presence of cannabis as listed in the Cannabis Control Act with a tetrahydrocannabinol concentration as defined in paragraph 6 of subsection (a) of Section 11-501.2 of this Code [either 5 nanograms or more of delta-9-tetrahydrocannabinol per milliliter of whole blood or 10 nanograms or more of delta-9-tetrahydrocannabinol per milliliter of other bodily substance], or any amount of a drug, substance, or intoxicating compound in such person's blood or urine resulting from the unlawful use or consumption of a controlled substance listed in the Illinois Controlled Substances Act, an intoxicating compound listed in the Use of Intoxicating Compounds Act, or methamphetamine as listed in the Methamphetamine Control and Community Protection Act, **the law enforcement officer shall immediately submit a sworn report to the Secretary of State on a form prescribed by the Secretary, certifying that the test or tests were requested under subsection (a) and the person refused to submit to a test or tests or submitted to testing which disclosed an alcohol concentration of 0.08 or more, the presence of cannabis as listed in the Cannabis Control Act with a tetrahydrocannabinol concentration as defined in paragraph 6 of subsection (a) of Section 11-501.2 of this Code, or any amount of a drug, substance, or intoxicating compound in such person's blood, other bodily substance, or urine, resulting from the unlawful use or consumption of a controlled substance listed in the Illinois Controlled Substances Act, an intoxicating compound listed in the Use of Intoxicating Compounds Act, or methamphetamine** as listed in the Methamphetamine Control and Community Protection Act....

**The law enforcement officer submitting the sworn report shall serve immediate notice of this suspension on the person** and such suspension and disqualification shall be effective on the 46th day following the date notice was given." (625 ILCS 5/11-501.1(d))

"If the person refuses validated roadside chemical tests or field sobriety tests or submits to validated roadside chemical tests or field sobriety tests that disclose the person is impaired by the use of cannabis, **the law enforcement officer shall immediately submit a sworn report to the circuit court of venue and the Secretary of State certifying that testing was requested under this Section and that the person refused to submit** to validated roadside chemical tests or field sobriety tests or submitted to validated roadside chemical tests or field sobriety tests that disclosed the person was impaired by the use of cannabis. **The sworn report must include the law enforcement officer's factual basis for reasonable suspicion that the person was impaired by the use of cannabis.**" (625 ILCS 5/11-501.9(e))

☞ **License Confiscation and Effective Dates for Loss of Driving Privilege.** **"The officer shall confiscate any Illinois driver's license or permit on the person at the time of arrest.** If the person has a valid driver's license or permit, the officer shall issue the person a receipt, in a form prescribed by the Secretary of State, that will allow that person to drive during the periods provided for in paragraph (g). The officer shall immediately forward the driver's

license or permit to the circuit court of venue along with the sworn report provided for in paragraph (d)." (625 ILCS 5/11-501.1(f)(1.5))

"The statutory summary suspension or revocation and disqualification referred to in this Section shall take effect on *the 46th day* following the date the notice of the statutory summary suspension or revocation was given to the person." (625 ILCS 5/11-501.1(g))

➡ **Recommendation: Follow-Up Enforcement.** After concluding the booking process for any DUI arrest, law enforcement officers should inform the person that reentering a vehicle will constitute another DUI crime, subjecting them to another arrest; and observe the arrestees to ensure they don't drive off alone while they're still under the influence. Page 9 **Illinois Legal Update – July 2023** Copyright © 2023 by Police Law Institute, Inc. No part of this publication may be reproduced without the permission of Police Law Institute, Inc.

☞ **Chemical Test Administration Restrictions and Responsibilities.** "When a person in this State shall submit to a blood test at the request of a law enforcement officer under the provisions of Section 11-501.1, only a physician authorized to practice medicine, a licensed physician assistant, a licensed advanced practice registered nurse, a registered nurse, trained phlebotomist, or licensed paramedic, or other qualified person approved by the Illinois State Police may withdraw blood for the purpose of determining the alcohol, drug, or alcohol and drug content therein. ***This limitation shall not apply to the taking of breath, other bodily substance, or urine specimens.***" (625 ILCS 5/11-501.2(a)2.)

"Upon the request of the person who shall submit to a chemical test or tests at the request of a law enforcement officer, full information concerning the test or tests shall be made available to the person or such person's attorney." (625 ILCS 5/11-501.2(a)4.)

☞ **Hospital Sharing of Medical Tests.** "Notwithstanding any other provision of law, the results of blood, other bodily substance, or urine tests performed for the purpose of determining the content of alcohol, other drug or drugs, or intoxicating compound or compounds, or any combination thereof, in an individual's blood, other bodily substance, or urine ***conducted upon persons receiving medical treatment in a hospital emergency room*** for injuries resulting from a motor vehicle crash ***shall be disclosed to the Illinois State Police or local law enforcement agencies of jurisdiction, upon request.***" (625 ILCS 5/11-501.4-1(a))

☞ **Admissibility of Chemical Test Results.** "Notwithstanding any other provision of law, the results of blood, other bodily substance, or urine tests performed for the purpose of determining the content of alcohol, other drug or drugs, or intoxicating compound or compounds, or any combination thereof, of an individual's blood, other bodily substance, or urine conducted upon persons receiving medical treatment in a hospital emergency room are admissible in evidence as a business record exception to the hearsay rule only in prosecutions for any violation of Section 11-501 [DUI] of this Code or a similar provision of a local ordinance, or in prosecutions for reckless homicide brought under the Criminal Code of 1961 or the Criminal Code of 2012, when each of the following criteria are met::

- (1) the chemical tests performed upon an individual's blood, other bodily substance, or urine were ordered in the regular course of providing emergency medical treatment and ***not at the request of law enforcement authorities***;
- (2) the chemical tests performed upon an individual's blood, other bodily substance, or urine were performed by the laboratory routinely used by the hospital; and
- (3) results of chemical tests performed upon an individual's blood, other bodily substance, or urine are admissible into evidence regardless of the time that the records were prepared." (625 ILCS 5/11-501.4(a))

☞ **Recommendation: Chemical Drug Testing.** To lawfully request that a DUI suspect submit to a blood or a urine test for the purpose of determining the presence of drugs or controlled substances, law enforcement officers need ***probable cause*** to believe that the person is under the influence of cannabis, drugs, or some other substance. Indicators include, but aren't limited to: inappropriate responses to questions, dilated pupils, poor performance on field sobriety tests coupled with a sub-0.08 blood alcohol content, the presence of controlled substances and paraphernalia inside the passenger area, the driver's admission of recent drug use, and passenger statements about the driver's recent drug use.

## Unconsented Warrantless Blood Draws

"[W]e conclude that a breath test, ***but not a blood test***, may be administered as a search incident to a lawful arrest for drunk driving. As in all cases involving reasonable searches incident to arrest, ***a warrant is not needed*** in this situation." (*Birchfield v. North Dakota*, 136 S. Ct. 2160)

While law enforcement officers may conduct a warrantless ***breath*** test, ***absent exigent circumstances***, they may not conduct a ***blood*** test without first obtaining a warrant.

☞ **Illinois Statutory Authorization.** "Any person who is dead, unconscious, or who is otherwise in a condition rendering the person incapable of refusal, shall be deemed not to have withdrawn the consent... and the test or tests may be administered..." (625 ILCS 5/11-501.1(b))

☞ **Exigent Circumstances.** The U.S. Supreme Court has ruled that the presence of exigent circumstances allows law enforcement officers to conduct a warrantless search. Such circumstances include the need to render emergency assistance, protecting someone from imminent injury, the hot pursuit of a fleeing suspect, and ***preventing the imminent destruction of evidence.*** (*Kentucky v. King*, 563 U.S. 452)

☞ **An Unconscious DUI Suspect is an Exigent Circumstance.** People can remain unconscious for unpredictably long periods – during which time a blood alcohol level can lower significantly.

"[A]n exigency exists when (1) BAC evidence is dissipating and (2) some other factor creates pressing health, safety, or law enforcement needs that would take priority over a warrant application." (*Mitchell v. Wisconsin*, 139 S.Ct. 2525 (2019))

➡ **The Blood Test (or Search) Must be Reasonable.** Since the Fourth Amendment prohibits unreasonable searches and seizures, a law enforcement officer's actions must also pass a reasonableness test. The U.S. Supreme Court ruled on a case where an officer asked hospital staff to perform a blood draw on an unconscious patient to receive an accurate blood alcohol concentration. The Court explained why the officer's actions were reasonable and legal:

- the suspect's stupor and unconsciousness prevented an "evidence-grade" breath test;
- the officer acted "with reasonable dispatch"; *and*
- when the suspect couldn't choose to cooperate, a blood test was a viable alternative. (*Mitchell v.*

*Wisconsin*, 139 S.Ct. 2525)

Page 10 **Illinois Legal Update – July 2023** Copyright © 2023 by Police Law Institute, Inc. No part of this publication may be reproduced without the permission of Police Law Institute, Inc.

☞ **Recommendation: Thoroughly Document Exigent Circumstances.** The U.S. Supreme Court is explicit that "in the case of unconscious drivers, who cannot blow into a breathalyzer, blood tests are essential for achieving the compelling interests" of highway safety. The U.S. Supreme Court also defends blood alcohol testing more generally: "when it comes to fighting these harms [DUI] and promoting highway safety, federal and state lawmakers have long been convinced that specified BAC limits make a big difference." (*Mitchell v. Wisconsin*, 139 S.Ct. 2525) If faced with an unconscious driver suspected of drunk driving, law enforcement officers should not delay in providing the driver medical care, such as taking them to a local hospital. There, a blood draw and BAC test will be part of the normal course of diagnosis and treatment – and the hospital must share any blood test results when officers request them. (625 ILCS 5/11-501.4-1(a))

## Enforcing DUI Law for Drivers Under 21

☞ **Zero Tolerance Standard.** "If the person refuses testing or submits to a test that discloses an alcohol concentration of more than 0.00, the law enforcement officer shall immediately submit a sworn report to the Secretary of State on a form prescribed by the Secretary of State, certifying that the test or tests were requested under subsection (a) and the person refused to submit to a test or tests or submitted to testing which disclosed ***an alcohol concentration of more than 0.00***. The law enforcement officer shall submit the same sworn report when a person under the age of 21 submits to testing under Section 11-501.1 [license suspensions] of this Code and the testing discloses an alcohol concentration of more than 0.00 and less than 0.08.

Upon receipt of the sworn report of a law enforcement officer, ***the Secretary of State shall enter the suspension and disqualification on the individual's driving record and the suspension and disqualification shall be effective on the 46th day following the date notice of the suspension was given to the person.***" (625 ILCS 5/11-501.8(d))

☞ **Required Warning for DUI Suspects Under Age 21.** "A person who is under the age of 21 at the time the person is requested to submit to a test as provided above shall, in addition to the warnings provided for in this Section, be further warned by the law enforcement officer requesting the test that if the person submits to the test or tests provided in paragraph (a) of this Section and the alcohol concentration in the person's blood, other bodily substance, or breath is ***greater than 0.00*** and less than 0.08, a suspension of the person's privilege to operate a motor vehicle ... will be imposed." (625 ILCS 5/11-501.1(c))

☞ **Mitigating Factors.** "An individual whose blood alcohol concentration is shown to be more than 0.00 is not subject to this Section if he or she consumed alcohol in the performance of a religious service or ceremony. An individual whose blood alcohol concentration is shown to be more than 0.00 shall not be subject to this Section if the individual's blood alcohol concentration resulted only from ingestion of the prescribed or recommended dosage of medicine that contained alcohol." (625 ILCS 5/11-501.8(e))

☞ **Implied Consent Rule for Drivers Less Than 21.** The implied consent statute that governs BAC testing for any Illinois driver requires "probable cause to believe the person was under the influence" of alcohol, cannabis, or other drugs or compounds. (625 ILCS 5/11-501.1(a))

"A person who is less than 21 years of age and who drives or is in actual physical control of a motor vehicle upon the public highways of this State ***shall be deemed to have given consent to a chemical test or tests of blood, breath, other bodily substance, or urine*** for the purpose of determining the alcohol content of the person's blood if arrested, as evidenced by the issuance of a Uniform Traffic Ticket for any violation of the Illinois Vehicle Code or a similar provision of a local ordinance, ***if a police officer has probable cause to believe that the driver has consumed any amount of an alcoholic beverage based upon evidence of the driver's physical condition or other first hand knowledge of the police officer.*** The test or tests shall be administered at the direction of the arresting officer. The law enforcement agency employing the officer shall designate which of the aforesaid tests shall be administered. Up to 2 additional tests of urine or other bodily substance may be administered even after a blood or breath test or both has been administered." (625 ILCS 5/11-501.8(a))

☞ **Penalties for Drivers Less Than 21.** "Restoration of driving privileges; ***persons under age 21.***

(a) Unless the suspension based upon consumption of alcohol by a minor or refusal to submit to testing has been rescinded by the Secretary of State in accordance with item (c)(3) of Section 6-206 of this Code, a person whose privilege to drive a motor vehicle on the public highways has been suspended under Section 11-501.8 [under-21 DUI] is not eligible for restoration of the privilege until the expiration of:

1. Six months from the effective date of the suspension for a refusal or failure to complete a test or tests to determine the alcohol concentration under Section 11-501.8 [under-21 DUI];
2. Three months from the effective date of the suspension imposed following the person's submission to a chemical test which disclosed an alcohol concentration greater than 0.00 under Section 11-501.8 [under-21 DUI];

3. Two years from the effective date of the suspension for a person who has been previously suspended under Section 11-501.8 [under-21 DUI] and who refuses or fails to complete a test or tests to determine the alcohol concentration under Section 11-501.8; or

4. One year from the effective date of the suspension imposed for a person who has been previously suspended under Section 11-501.8 [under-21 DUI] following submission to a chemical test that disclosed an alcohol concentration greater than 0.00 under Section 11-501.8. (625 ILCS 5/6-208.2(a))

➔ **Special DUI Program for Drivers Under 21.** "As a condition of probation or discharge of a person convicted of a violation of Section 11-501 of this Code, who was less than 21 years of age at the time of the offense, or a person adjudicated delinquent pursuant to the Juvenile Court Act of 1987, for violation of Section 11-501 of this Code, the Court may order the offender to participate in the Youthful Intoxicated Drivers' Visitation Program." (625 ILCS 5/11-501.7(a))

On July 30, Park Police and the Crystal Lake Park District hosted the First Annual Cops and Bobbers Gary Svejcar Fishing Derby. It was a huge success. The enrollment was full, with a wait list that kept growing. Among the prizes given were biggest fish, smallest fish, and most fish caught in shortest time.





###



Payable #	Payable Type	Post Date	Payable Date	Due Date	Discount Date	Amount	Tax	Shipping	Discount	Total
Payable Description	Bank Code				On Hold					
<b>Vendor: <a href="#">00010 - FIFTH THIRD BANK</a></b>										<b>Vendor Total: 95,308.01</b>
<a href="#">063023</a>	Invoice	7/1/2023	6/30/2023	7/25/2023	6/30/2023	95,308.01	0.00	0.00	0.00	95,308.01
CREDIT CARD PURCHASES 06-30-2023		APBNK - Home State Bank		No	Payment Date: 7/13/2023		Bank Draft:		DFT0001648	
<b>Items</b>										
<b>Item Description</b>	<b>Commodity</b>	<b>Units</b>	<b>Price</b>	<b>Amount</b>	<b>Tax</b>	<b>Shipping</b>	<b>Discount</b>	<b>Total</b>		
SOD FARM ELECTRIC (50%) Distributions	NA	0.00	0.00	9.75	0.00	0.00	0.00	9.75		
<b>Account Number</b>	<b>Account Name</b>	<b>Project Account Key</b>		<b>Amount</b>	<b>Percent</b>					
<a href="#">01-11-00-520206</a>	ELECTRICITY			9.75	100.00%					
<b>Items</b>										
<b>Item Description</b>	<b>Commodity</b>	<b>Units</b>	<b>Price</b>	<b>Amount</b>	<b>Tax</b>	<b>Shipping</b>	<b>Discount</b>	<b>Total</b>		
CHRIST FARM ELECTRIC (50%) Distributions	NA	0.00	0.00	9.93	0.00	0.00	0.00	9.93		
<b>Account Number</b>	<b>Account Name</b>	<b>Project Account Key</b>		<b>Amount</b>	<b>Percent</b>					
<a href="#">01-11-00-520206</a>	ELECTRICITY			9.93	100.00%					
<b>Items</b>										
<b>Item Description</b>	<b>Commodity</b>	<b>Units</b>	<b>Price</b>	<b>Amount</b>	<b>Tax</b>	<b>Shipping</b>	<b>Discount</b>	<b>Total</b>		
BAND SHELL ELECTRIC (50%) Distributions	NA	0.00	0.00	13.17	0.00	0.00	0.00	13.17		
<b>Account Number</b>	<b>Account Name</b>	<b>Project Account Key</b>		<b>Amount</b>	<b>Percent</b>					
<a href="#">01-11-00-520206</a>	ELECTRICITY			13.17	100.00%					
<b>Items</b>										
<b>Item Description</b>	<b>Commodity</b>	<b>Units</b>	<b>Price</b>	<b>Amount</b>	<b>Tax</b>	<b>Shipping</b>	<b>Discount</b>	<b>Total</b>		
WEST BEACH BOAT GATE ELECTRIC (50%) Distributions	NA	0.00	0.00	13.27	0.00	0.00	0.00	13.27		
<b>Account Number</b>	<b>Account Name</b>	<b>Project Account Key</b>		<b>Amount</b>	<b>Percent</b>					
<a href="#">01-11-00-520206</a>	ELECTRICITY			13.27	100.00%					
<b>Items</b>										
<b>Item Description</b>	<b>Commodity</b>	<b>Units</b>	<b>Price</b>	<b>Amount</b>	<b>Tax</b>	<b>Shipping</b>	<b>Discount</b>	<b>Total</b>		
REMOTE ADMIN LOT ELECTRIC (50%) Distributions	NA	0.00	0.00	16.67	0.00	0.00	0.00	16.67		
<b>Account Number</b>	<b>Account Name</b>	<b>Project Account Key</b>		<b>Amount</b>	<b>Percent</b>					
<a href="#">01-11-00-520206</a>	ELECTRICITY			16.67	100.00%					
<b>Items</b>										
<b>Item Description</b>	<b>Commodity</b>	<b>Units</b>	<b>Price</b>	<b>Amount</b>	<b>Tax</b>	<b>Shipping</b>	<b>Discount</b>	<b>Total</b>		
SPOERL PARK ELECTRIC (50%) Distributions	NA	0.00	0.00	29.39	0.00	0.00	0.00	29.39		
<b>Account Number</b>	<b>Account Name</b>	<b>Project Account Key</b>		<b>Amount</b>	<b>Percent</b>					
<a href="#">01-11-00-520206</a>	ELECTRICITY			29.39	100.00%					
<b>Items</b>										
<b>Item Description</b>	<b>Commodity</b>	<b>Units</b>	<b>Price</b>	<b>Amount</b>	<b>Tax</b>	<b>Shipping</b>	<b>Discount</b>	<b>Total</b>		
MICKEY SUND ELECTRIC (33.33%) Distributions	NA	0.00	0.00	36.42	0.00	0.00	0.00	36.42		
<b>Account Number</b>	<b>Account Name</b>	<b>Project Account Key</b>		<b>Amount</b>	<b>Percent</b>					
<a href="#">01-11-00-520206</a>	ELECTRICITY			36.42	100.00%					
<b>Items</b>										
<b>Item Description</b>	<b>Commodity</b>	<b>Units</b>	<b>Price</b>	<b>Amount</b>	<b>Tax</b>	<b>Shipping</b>	<b>Discount</b>	<b>Total</b>		
WOODS CREEK PARK ELECTRIC (50%) Distributions	NA	0.00	0.00	44.54	0.00	0.00	0.00	44.54		
<b>Account Number</b>	<b>Account Name</b>	<b>Project Account Key</b>		<b>Amount</b>	<b>Percent</b>					
<a href="#">01-11-00-520206</a>	ELECTRICITY			44.54	100.00%					



Payable Register

Payable #	Payable Type	Post Date	Payable Date	Due Date	Discount Date	Amount	Tax	Shipping	Discount	Total
<b>Payable Description Items</b>										
<b>Item Description</b>		<b>Commodity</b>	<b>Units</b>	<b>Price</b>	<b>Amount</b>	<b>Tax</b>	<b>Shipping</b>	<b>Discount</b>	<b>Total</b>	
WEST BEACH ELECTRIC (50%) Distributions		NA	0.00	0.00	50.81	0.00	0.00	0.00	50.81	
<b>Account Number</b>	<b>Account Name</b>	<b>Project Account Key</b>			<b>Amount</b>	<b>Percent</b>				
<a href="#">01-11-00-520206</a>	ELECTRICITY				50.81	100.00%				
<b>Items</b>										
<b>Item Description</b>		<b>Commodity</b>	<b>Units</b>	<b>Price</b>	<b>Amount</b>	<b>Tax</b>	<b>Shipping</b>	<b>Discount</b>	<b>Total</b>	
SHAMROCK HILLS ELECTRIC (50%) Distributions		NA	0.00	0.00	55.88	0.00	0.00	0.00	55.88	
<b>Account Number</b>	<b>Account Name</b>	<b>Project Account Key</b>			<b>Amount</b>	<b>Percent</b>				
<a href="#">01-11-00-520206</a>	ELECTRICITY				55.88	100.00%				
<b>Items</b>										
<b>Item Description</b>		<b>Commodity</b>	<b>Units</b>	<b>Price</b>	<b>Amount</b>	<b>Tax</b>	<b>Shipping</b>	<b>Discount</b>	<b>Total</b>	
STERNE'S ELECTRIC (50%) Distributions		NA	0.00	0.00	68.48	0.00	0.00	0.00	68.48	
<b>Account Number</b>	<b>Account Name</b>	<b>Project Account Key</b>			<b>Amount</b>	<b>Percent</b>				
<a href="#">01-11-00-520206</a>	ELECTRICITY				68.48	100.00%				
<b>Items</b>										
<b>Item Description</b>		<b>Commodity</b>	<b>Units</b>	<b>Price</b>	<b>Amount</b>	<b>Tax</b>	<b>Shipping</b>	<b>Discount</b>	<b>Total</b>	
POLICE ELECTRIC (50%) Distributions		NA	0.00	0.00	69.57	0.00	0.00	0.00	69.57	
<b>Account Number</b>	<b>Account Name</b>	<b>Project Account Key</b>			<b>Amount</b>	<b>Percent</b>				
<a href="#">01-11-00-520206</a>	ELECTRICITY				69.57	100.00%				
<b>Items</b>										
<b>Item Description</b>		<b>Commodity</b>	<b>Units</b>	<b>Price</b>	<b>Amount</b>	<b>Tax</b>	<b>Shipping</b>	<b>Discount</b>	<b>Total</b>	
GRAND OAKS ELECTRIC (50%) Distributions		NA	0.00	0.00	153.46	0.00	0.00	0.00	153.46	
<b>Account Number</b>	<b>Account Name</b>	<b>Project Account Key</b>			<b>Amount</b>	<b>Percent</b>				
<a href="#">01-11-00-520206</a>	ELECTRICITY				153.46	100.00%				
<b>Items</b>										
<b>Item Description</b>		<b>Commodity</b>	<b>Units</b>	<b>Price</b>	<b>Amount</b>	<b>Tax</b>	<b>Shipping</b>	<b>Discount</b>	<b>Total</b>	
VA ELECTRIC (50%) Distributions		NA	0.00	0.00	234.56	0.00	0.00	0.00	234.56	
<b>Account Number</b>	<b>Account Name</b>	<b>Project Account Key</b>			<b>Amount</b>	<b>Percent</b>				
<a href="#">01-11-00-520206</a>	ELECTRICITY				234.56	100.00%				
<b>Items</b>										
<b>Item Description</b>		<b>Commodity</b>	<b>Units</b>	<b>Price</b>	<b>Amount</b>	<b>Tax</b>	<b>Shipping</b>	<b>Discount</b>	<b>Total</b>	
BEALS PROPERTY ELECTRIC (50%) Distributions		NA	0.00	0.00	277.66	0.00	0.00	0.00	277.66	
<b>Account Number</b>	<b>Account Name</b>	<b>Project Account Key</b>			<b>Amount</b>	<b>Percent</b>				
<a href="#">01-11-00-520206</a>	ELECTRICITY				277.66	100.00%				
<b>Items</b>										
<b>Item Description</b>		<b>Commodity</b>	<b>Units</b>	<b>Price</b>	<b>Amount</b>	<b>Tax</b>	<b>Shipping</b>	<b>Discount</b>	<b>Total</b>	
MAIN BEACH/GARAGE ELECTRIC (50%) Distributions		NA	0.00	0.00	343.40	0.00	0.00	0.00	343.40	
<b>Account Number</b>	<b>Account Name</b>	<b>Project Account Key</b>			<b>Amount</b>	<b>Percent</b>				
<a href="#">01-11-00-520206</a>	ELECTRICITY				343.40	100.00%				
<b>Items</b>										
<b>Item Description</b>		<b>Commodity</b>	<b>Units</b>	<b>Price</b>	<b>Amount</b>	<b>Tax</b>	<b>Shipping</b>	<b>Discount</b>	<b>Total</b>	
ADMIN BLDG ELECTRIC (50%) Distributions		NA	0.00	0.00	386.82	0.00	0.00	0.00	386.82	
<b>Account Number</b>	<b>Account Name</b>	<b>Project Account Key</b>			<b>Amount</b>	<b>Percent</b>				
<a href="#">01-11-00-520206</a>	ELECTRICITY				386.82	100.00%				
<b>Items</b>										
<b>Item Description</b>		<b>Commodity</b>	<b>Units</b>	<b>Price</b>	<b>Amount</b>	<b>Tax</b>	<b>Shipping</b>	<b>Discount</b>	<b>Total</b>	
SHAMROCK HILLS PHONE SERVICE (50%) Distributions		NA	0.00	0.00	104.23	0.00	0.00	0.00	104.23	
<b>Account Number</b>	<b>Account Name</b>	<b>Project Account Key</b>			<b>Amount</b>	<b>Percent</b>				
<a href="#">01-11-00-520209</a>	COMMUNICATION				104.23	100.00%				

**Payable Register**

Packet: APPKT06652 - 0623 PURCHASING CARD

Payable #	Payable Type	Post Date	Payable Date	Due Date	Discount Date	Amount	Tax	Shipping	Discount	Total
Payable Description	Bank Code				On Hold					
<b>Items</b>										
<b>Item Description</b>	<b>Commodity</b>		<b>Units</b>	<b>Price</b>	<b>Amount</b>	<b>Tax</b>	<b>Shipping</b>	<b>Discount</b>	<b>Total</b>	
SHAMROCK HILLS PHONE SERVICE (50%)	NA		0.00	0.00	104.24	0.00	0.00	0.00	104.24	
<b>Distributions</b>										
<b>Account Number</b>	<b>Account Name</b>		<b>Project Account Key</b>		<b>Amount</b>	<b>Percent</b>				
<a href="#">01-11-00-520209</a>	COMMUNICATION				104.24	100.00%				
<b>Items</b>										
<b>Item Description</b>	<b>Commodity</b>		<b>Units</b>	<b>Price</b>	<b>Amount</b>	<b>Tax</b>	<b>Shipping</b>	<b>Discount</b>	<b>Total</b>	
ADMIN FIBER (50%)	NA		0.00	0.00	439.97	0.00	0.00	0.00	439.97	
<b>Distributions</b>										
<b>Account Number</b>	<b>Account Name</b>		<b>Project Account Key</b>		<b>Amount</b>	<b>Percent</b>				
<a href="#">01-11-00-520209</a>	COMMUNICATION				439.97	100.00%				
<b>Items</b>										
<b>Item Description</b>	<b>Commodity</b>		<b>Units</b>	<b>Price</b>	<b>Amount</b>	<b>Tax</b>	<b>Shipping</b>	<b>Discount</b>	<b>Total</b>	
ADMIN FIBER (50%)	NA		0.00	0.00	439.98	0.00	0.00	0.00	439.98	
<b>Distributions</b>										
<b>Account Number</b>	<b>Account Name</b>		<b>Project Account Key</b>		<b>Amount</b>	<b>Percent</b>				
<a href="#">01-11-00-520209</a>	COMMUNICATION				439.98	100.00%				
<b>Items</b>										
<b>Item Description</b>	<b>Commodity</b>		<b>Units</b>	<b>Price</b>	<b>Amount</b>	<b>Tax</b>	<b>Shipping</b>	<b>Discount</b>	<b>Total</b>	
BUSINESS PHONE LINES (50%)	NA		0.00	0.00	1,640.41	0.00	0.00	0.00	1,640.41	
<b>Distributions</b>										
<b>Account Number</b>	<b>Account Name</b>		<b>Project Account Key</b>		<b>Amount</b>	<b>Percent</b>				
<a href="#">01-11-00-520209</a>	COMMUNICATION				1,640.41	100.00%				
<b>Items</b>										
<b>Item Description</b>	<b>Commodity</b>		<b>Units</b>	<b>Price</b>	<b>Amount</b>	<b>Tax</b>	<b>Shipping</b>	<b>Discount</b>	<b>Total</b>	
BUSINESS PHONE LINES (50%)	NA		0.00	0.00	1,640.42	0.00	0.00	0.00	1,640.42	
<b>Distributions</b>										
<b>Account Number</b>	<b>Account Name</b>		<b>Project Account Key</b>		<b>Amount</b>	<b>Percent</b>				
<a href="#">01-11-00-520209</a>	COMMUNICATION				1,640.42	100.00%				
<b>Items</b>										
<b>Item Description</b>	<b>Commodity</b>		<b>Units</b>	<b>Price</b>	<b>Amount</b>	<b>Tax</b>	<b>Shipping</b>	<b>Discount</b>	<b>Total</b>	
SHAMROCK HILLS INTERNET SERVICE (50%)	NA		0.00	0.00	64.98	0.00	0.00	0.00	64.98	
<b>Distributions</b>										
<b>Account Number</b>	<b>Account Name</b>		<b>Project Account Key</b>		<b>Amount</b>	<b>Percent</b>				
<a href="#">01-11-00-520209</a>	COMMUNICATION				64.98	100.00%				
<b>Items</b>										
<b>Item Description</b>	<b>Commodity</b>		<b>Units</b>	<b>Price</b>	<b>Amount</b>	<b>Tax</b>	<b>Shipping</b>	<b>Discount</b>	<b>Total</b>	
SPOERL INTERNET SERVICE (50%)	NA		0.00	0.00	77.45	0.00	0.00	0.00	77.45	
<b>Distributions</b>										
<b>Account Number</b>	<b>Account Name</b>		<b>Project Account Key</b>		<b>Amount</b>	<b>Percent</b>				
<a href="#">01-11-00-520209</a>	COMMUNICATION				77.45	100.00%				
<b>Items</b>										
<b>Item Description</b>	<b>Commodity</b>		<b>Units</b>	<b>Price</b>	<b>Amount</b>	<b>Tax</b>	<b>Shipping</b>	<b>Discount</b>	<b>Total</b>	
ROTARY BUILDING PHONES, INTERNET (25%)	NA		0.00	0.00	78.06	0.00	0.00	0.00	78.06	
<b>Distributions</b>										
<b>Account Number</b>	<b>Account Name</b>		<b>Project Account Key</b>		<b>Amount</b>	<b>Percent</b>				
<a href="#">01-11-00-520209</a>	COMMUNICATION				78.06	100.00%				
<b>Items</b>										
<b>Item Description</b>	<b>Commodity</b>		<b>Units</b>	<b>Price</b>	<b>Amount</b>	<b>Tax</b>	<b>Shipping</b>	<b>Discount</b>	<b>Total</b>	
GARAGE PHONE, INTERNET SERVICE (50%)	NA		0.00	0.00	85.06	0.00	0.00	0.00	85.06	
<b>Distributions</b>										
<b>Account Number</b>	<b>Account Name</b>		<b>Project Account Key</b>		<b>Amount</b>	<b>Percent</b>				
<a href="#">01-11-00-520209</a>	COMMUNICATION				85.06	100.00%				

**Payable Register**

Packet: APPKT06652 - 0623 PURCHASING CARD

Payable #	Payable Type	Post Date	Payable Date	Due Date	Discount Date	Amount	Tax	Shipping	Discount	Total
<b>Payable Description</b>										
<b>Items</b>										
<b>Item Description</b>	<b>Commodity</b>		<b>Units</b>	<b>Price</b>	<b>Amount</b>	<b>Tax</b>	<b>Shipping</b>	<b>Discount</b>	<b>Total</b>	
WEST BEACH INTERNET, VIDEO (50%) Distributions	NA		0.00	0.00	109.00	0.00	0.00	0.00	109.00	
<b>Account Number</b>	<b>Account Name</b>		<b>Project Account Key</b>		<b>Amount</b>	<b>Percent</b>				
<a href="#">01-11-00-520209</a>	COMMUNICATION				109.00	100.00%				
<b>Items</b>										
<b>Item Description</b>	<b>Commodity</b>		<b>Units</b>	<b>Price</b>	<b>Amount</b>	<b>Tax</b>	<b>Shipping</b>	<b>Discount</b>	<b>Total</b>	
WOODSCREEK PHONE, INTERNET (50%) Distributions	NA		0.00	0.00	121.93	0.00	0.00	0.00	121.93	
<b>Account Number</b>	<b>Account Name</b>		<b>Project Account Key</b>		<b>Amount</b>	<b>Percent</b>				
<a href="#">01-11-00-520209</a>	COMMUNICATION				121.93	100.00%				
<b>Items</b>										
<b>Item Description</b>	<b>Commodity</b>		<b>Units</b>	<b>Price</b>	<b>Amount</b>	<b>Tax</b>	<b>Shipping</b>	<b>Discount</b>	<b>Total</b>	
GRAND OAKS VIDEO, INTERNET, PHONES (50%) Distributions	NA		0.00	0.00	158.78	0.00	0.00	0.00	158.78	
<b>Account Number</b>	<b>Account Name</b>		<b>Project Account Key</b>		<b>Amount</b>	<b>Percent</b>				
<a href="#">01-11-00-520209</a>	COMMUNICATION				158.78	100.00%				
<b>Items</b>										
<b>Item Description</b>	<b>Commodity</b>		<b>Units</b>	<b>Price</b>	<b>Amount</b>	<b>Tax</b>	<b>Shipping</b>	<b>Discount</b>	<b>Total</b>	
VERIZON MAY 2023 (14.52%) Distributions	NA		0.00	0.00	417.52	0.00	0.00	0.00	417.52	
<b>Account Number</b>	<b>Account Name</b>		<b>Project Account Key</b>		<b>Amount</b>	<b>Percent</b>				
<a href="#">01-11-00-520209</a>	COMMUNICATION				417.52	100.00%				
<b>Items</b>										
<b>Item Description</b>	<b>Commodity</b>		<b>Units</b>	<b>Price</b>	<b>Amount</b>	<b>Tax</b>	<b>Shipping</b>	<b>Discount</b>	<b>Total</b>	
ADMIN, MAIN BEACH, POLICE PHONES, INTERNET 32.78% Distributions	NA		0.00	0.00	675.75	0.00	0.00	0.00	675.75	
<b>Account Number</b>	<b>Account Name</b>		<b>Project Account Key</b>		<b>Amount</b>	<b>Percent</b>				
<a href="#">01-11-00-520209</a>	COMMUNICATION				675.75	100.00%				
<b>Items</b>										
<b>Item Description</b>	<b>Commodity</b>		<b>Units</b>	<b>Price</b>	<b>Amount</b>	<b>Tax</b>	<b>Shipping</b>	<b>Discount</b>	<b>Total</b>	
BENCHMARK -MANAGER OF RECREATION PROGRAMS (50%) Distributions	NA		0.00	0.00	147.50	0.00	0.00	0.00	147.50	
<b>Account Number</b>	<b>Account Name</b>		<b>Project Account Key</b>		<b>Amount</b>	<b>Percent</b>				
<a href="#">01-11-00-520212</a>	PROFESSIONAL SERVICES				147.50	100.00%				
<b>Items</b>										
<b>Item Description</b>	<b>Commodity</b>		<b>Units</b>	<b>Price</b>	<b>Amount</b>	<b>Tax</b>	<b>Shipping</b>	<b>Discount</b>	<b>Total</b>	
EMAIL SERVICE (50%) Distributions	NA		0.00	0.00	60.83	0.00	0.00	0.00	60.83	
<b>Account Number</b>	<b>Account Name</b>		<b>Project Account Key</b>		<b>Amount</b>	<b>Percent</b>				
<a href="#">01-11-00-520213</a>	COMPUTER/SOFTWARE EXPENSES				60.83	100.00%				
<b>Items</b>										
<b>Item Description</b>	<b>Commodity</b>		<b>Units</b>	<b>Price</b>	<b>Amount</b>	<b>Tax</b>	<b>Shipping</b>	<b>Discount</b>	<b>Total</b>	
POSTAGE MACHINE LEASE (50%) Distributions	NA		0.00	0.00	288.54	0.00	0.00	0.00	288.54	
<b>Account Number</b>	<b>Account Name</b>		<b>Project Account Key</b>		<b>Amount</b>	<b>Percent</b>				
<a href="#">01-11-00-520216</a>	OFFICE EQUIPMENT LEASE				288.54	100.00%				
<b>Items</b>										
<b>Item Description</b>	<b>Commodity</b>		<b>Units</b>	<b>Price</b>	<b>Amount</b>	<b>Tax</b>	<b>Shipping</b>	<b>Discount</b>	<b>Total</b>	
ADOBE MONTHLY SUBSCRIPTION (50%) Distributions	NA		0.00	0.00	15.00	0.00	0.00	0.00	15.00	
<b>Account Number</b>	<b>Account Name</b>		<b>Project Account Key</b>		<b>Amount</b>	<b>Percent</b>				
<a href="#">01-11-00-520222</a>	SUBSCRIPTIONS				15.00	100.00%				

Payable Register

Packet: APPKT06652 - 0623 PURCHASING CARD

Payable #	Payable Type	Post Date	Payable Date	Due Date	Discount Date	Amount	Tax	Shipping	Discount	Total
Payable Description		Bank Code	On Hold							
Items										
Item Description	Commodity		Units	Price	Amount	Tax	Shipping	Discount	Total	
COFFEE SUPPLIES (50%) Distributions	NA		0.00	0.00	75.48	0.00	0.00	0.00	75.48	
Account Number	Account Name	Project Account Key			Amount	Percent				
<a href="#">01-11-00-530425</a>	COFFEE				75.48	100.00%				
Items										
Item Description	Commodity		Units	Price	Amount	Tax	Shipping	Discount	Total	
CR OFFICE SUPPLIES (50%) Distributions	NA		0.00	0.00	-3.00	0.00	0.00	0.00	-3.00	
Account Number	Account Name	Project Account Key			Amount	Percent				
<a href="#">01-11-00-530553</a>	OFFICE SUPPLIES				-3.00	100.00%				
Items										
Item Description	Commodity		Units	Price	Amount	Tax	Shipping	Discount	Total	
CR OFFICE SUPPLIES (50%) Distributions	NA		0.00	0.00	-2.99	0.00	0.00	0.00	-2.99	
Account Number	Account Name	Project Account Key			Amount	Percent				
<a href="#">01-11-00-530553</a>	OFFICE SUPPLIES				-2.99	100.00%				
Items										
Item Description	Commodity		Units	Price	Amount	Tax	Shipping	Discount	Total	
OFFICE SUPPLIES (50%) Distributions	NA		0.00	0.00	7.59	0.00	0.00	0.00	7.59	
Account Number	Account Name	Project Account Key			Amount	Percent				
<a href="#">01-11-00-530553</a>	OFFICE SUPPLIES				7.59	100.00%				
Items										
Item Description	Commodity		Units	Price	Amount	Tax	Shipping	Discount	Total	
OFFICE SUPPLIES (50%) Distributions	NA		0.00	0.00	9.99	0.00	0.00	0.00	9.99	
Account Number	Account Name	Project Account Key			Amount	Percent				
<a href="#">01-11-00-530553</a>	OFFICE SUPPLIES				9.99	100.00%				
Items										
Item Description	Commodity		Units	Price	Amount	Tax	Shipping	Discount	Total	
OFFICE SUPPLIES (50%) Distributions	NA		0.00	0.00	15.25	0.00	0.00	0.00	15.25	
Account Number	Account Name	Project Account Key			Amount	Percent				
<a href="#">01-11-00-530553</a>	OFFICE SUPPLIES				15.25	100.00%				
Items										
Item Description	Commodity		Units	Price	Amount	Tax	Shipping	Discount	Total	
OFFICE SUPPLIES (50%) Distributions	NA		0.00	0.00	33.30	0.00	0.00	0.00	33.30	
Account Number	Account Name	Project Account Key			Amount	Percent				
<a href="#">01-11-00-530553</a>	OFFICE SUPPLIES				33.30	100.00%				
Items										
Item Description	Commodity		Units	Price	Amount	Tax	Shipping	Discount	Total	
OFFICE SUPPLIES (50%) Distributions	NA		0.00	0.00	56.49	0.00	0.00	0.00	56.49	
Account Number	Account Name	Project Account Key			Amount	Percent				
<a href="#">01-11-00-530553</a>	OFFICE SUPPLIES				56.49	100.00%				
Items										
Item Description	Commodity		Units	Price	Amount	Tax	Shipping	Discount	Total	
OFFICE SUPPLIES (50%) Distributions	NA		0.00	0.00	122.97	0.00	0.00	0.00	122.97	
Account Number	Account Name	Project Account Key			Amount	Percent				
<a href="#">01-11-00-530553</a>	OFFICE SUPPLIES				122.97	100.00%				
Items										
Item Description	Commodity		Units	Price	Amount	Tax	Shipping	Discount	Total	
OFFICE SUPPLIES (20.38%) Distributions	NA		0.00	0.00	208.63	0.00	0.00	0.00	208.63	
Account Number	Account Name	Project Account Key			Amount	Percent				
<a href="#">01-11-00-530553</a>	OFFICE SUPPLIES				208.63	100.00%				

Payable Register

Packet: APPKT06652 - 0623 PURCHASING CARD

Payable #	Payable Type	Post Date	Payable Date	Due Date	Discount Date	Amount	Tax	Shipping	Discount	Total
<b>Payable Description</b>										
<b>Items</b>										
<b>Item Description</b>	<b>Commodity</b>		<b>Units</b>	<b>Price</b>	<b>Amount</b>	<b>Tax</b>	<b>Shipping</b>	<b>Discount</b>	<b>Total</b>	
EQUIPMENT -COFFEE MAKER (29.62%)	NA		0.00	0.00	303.19	0.00	0.00	0.00	303.19	
<b>Distributions</b>										
<b>Account Number</b>	<b>Account Name</b>		<b>Project Account Key</b>		<b>Amount</b>	<b>Percent</b>				
<a href="#">01-11-00-530560</a>	OFFICE EQUIPMENT				303.19	100.00%				
<b>Items</b>										
<b>Item Description</b>	<b>Commodity</b>		<b>Units</b>	<b>Price</b>	<b>Amount</b>	<b>Tax</b>	<b>Shipping</b>	<b>Discount</b>	<b>Total</b>	
IPAD CASE, KEYBOARD	NA		0.00	0.00	42.96	0.00	0.00	0.00	42.96	
<b>Distributions</b>										
<b>Account Number</b>	<b>Account Name</b>		<b>Project Account Key</b>		<b>Amount</b>	<b>Percent</b>				
<a href="#">01-11-00-530563</a>	COMPUTERS				42.96	100.00%				
<b>Items</b>										
<b>Item Description</b>	<b>Commodity</b>		<b>Units</b>	<b>Price</b>	<b>Amount</b>	<b>Tax</b>	<b>Shipping</b>	<b>Discount</b>	<b>Total</b>	
LAPTOP MEMORY MODULES (50%)	NA		0.00	0.00	69.08	0.00	0.00	0.00	69.08	
<b>Distributions</b>										
<b>Account Number</b>	<b>Account Name</b>		<b>Project Account Key</b>		<b>Amount</b>	<b>Percent</b>				
<a href="#">01-11-00-530563</a>	COMPUTERS				69.08	100.00%				
<b>Items</b>										
<b>Item Description</b>	<b>Commodity</b>		<b>Units</b>	<b>Price</b>	<b>Amount</b>	<b>Tax</b>	<b>Shipping</b>	<b>Discount</b>	<b>Total</b>	
HP PRINTER - BEACH (50%)	NA		0.00	0.00	117.50	0.00	0.00	0.00	117.50	
<b>Distributions</b>										
<b>Account Number</b>	<b>Account Name</b>		<b>Project Account Key</b>		<b>Amount</b>	<b>Percent</b>				
<a href="#">01-11-00-530563</a>	COMPUTERS				117.50	100.00%				
<b>Items</b>										
<b>Item Description</b>	<b>Commodity</b>		<b>Units</b>	<b>Price</b>	<b>Amount</b>	<b>Tax</b>	<b>Shipping</b>	<b>Discount</b>	<b>Total</b>	
COMPUTER BOAT HOUSE (50%)	NA		0.00	0.00	441.75	0.00	0.00	0.00	441.75	
<b>Distributions</b>										
<b>Account Number</b>	<b>Account Name</b>		<b>Project Account Key</b>		<b>Amount</b>	<b>Percent</b>				
<a href="#">01-11-00-530563</a>	COMPUTERS				441.75	100.00%				
<b>Items</b>										
<b>Item Description</b>	<b>Commodity</b>		<b>Units</b>	<b>Price</b>	<b>Amount</b>	<b>Tax</b>	<b>Shipping</b>	<b>Discount</b>	<b>Total</b>	
CR IPRA IT NETWORK MEETING BECKE	NA		0.00	0.00	-20.00	0.00	0.00	0.00	-20.00	
<b>Distributions</b>										
<b>Account Number</b>	<b>Account Name</b>		<b>Project Account Key</b>		<b>Amount</b>	<b>Percent</b>				
<a href="#">01-11-00-570676</a>	MEETINGS/CONFERENCES				-20.00	100.00%				
<b>Items</b>										
<b>Item Description</b>	<b>Commodity</b>		<b>Units</b>	<b>Price</b>	<b>Amount</b>	<b>Tax</b>	<b>Shipping</b>	<b>Discount</b>	<b>Total</b>	
PDRMA LUNCH MEETING	NA		0.00	0.00	64.86	0.00	0.00	0.00	64.86	
<b>Distributions</b>										
<b>Account Number</b>	<b>Account Name</b>		<b>Project Account Key</b>		<b>Amount</b>	<b>Percent</b>				
<a href="#">01-11-00-570676</a>	MEETINGS/CONFERENCES				64.86	100.00%				
<b>Items</b>										
<b>Item Description</b>	<b>Commodity</b>		<b>Units</b>	<b>Price</b>	<b>Amount</b>	<b>Tax</b>	<b>Shipping</b>	<b>Discount</b>	<b>Total</b>	
CORKBOARD (17.97%)	NA		0.00	0.00	68.19	0.00	0.00	0.00	68.19	
<b>Distributions</b>										
<b>Account Number</b>	<b>Account Name</b>		<b>Project Account Key</b>		<b>Amount</b>	<b>Percent</b>				
<a href="#">01-12-00-520152</a>	BUILDING/MAIN BEACH				68.19	100.00%				
<b>Items</b>										
<b>Item Description</b>	<b>Commodity</b>		<b>Units</b>	<b>Price</b>	<b>Amount</b>	<b>Tax</b>	<b>Shipping</b>	<b>Discount</b>	<b>Total</b>	
SOUND SYSTEM, MICROPHONE	NA		0.00	0.00	172.98	0.00	0.00	0.00	172.98	
<b>Distributions</b>										
<b>Account Number</b>	<b>Account Name</b>		<b>Project Account Key</b>		<b>Amount</b>	<b>Percent</b>				
<a href="#">01-12-00-520152</a>	BUILDING/MAIN BEACH				172.98	100.00%				
<b>Items</b>										
<b>Item Description</b>	<b>Commodity</b>		<b>Units</b>	<b>Price</b>	<b>Amount</b>	<b>Tax</b>	<b>Shipping</b>	<b>Discount</b>	<b>Total</b>	
SOUNDSYSTEM KEYS GRAND OAKS	NA		0.00	0.00	15.00	0.00	0.00	0.00	15.00	
<b>Distributions</b>										
<b>Account Number</b>	<b>Account Name</b>		<b>Project Account Key</b>		<b>Amount</b>	<b>Percent</b>				
<a href="#">01-12-00-520164</a>	BUILDING/GRAND OAKS				15.00	100.00%				

Payable Register

Payable #	Payable Type	Post Date	Payable Date	Due Date	Discount Date	Amount	Tax	Shipping	Discount	Total
Payable Description		Bank Code	On Hold							
Items										
Item Description	Commodity		Units	Price	Amount	Tax	Shipping	Discount	Total	
GARBAGE FUEL CHARGE - JUNE 2023 (25%)	NA		0.00	0.00	860.06	0.00	0.00	0.00	860.06	
Distributions										
Account Number	Account Name		Project Account Key		Amount	Percent				
<a href="#">01-12-00-520205</a>	GARBAGE DISPOSAL				860.06	100.00%				
Items										
Item Description	Commodity		Units	Price	Amount	Tax	Shipping	Discount	Total	
GARBAGE - GARAGE (75%)	NA		0.00	0.00	2,580.20	0.00	0.00	0.00	2,580.20	
Distributions										
Account Number	Account Name		Project Account Key		Amount	Percent				
<a href="#">01-12-00-520205</a>	GARBAGE DISPOSAL				2,580.20	100.00%				
Items										
Item Description	Commodity		Units	Price	Amount	Tax	Shipping	Discount	Total	
VERIZON MAY 2023 (44.32%)	NA		0.00	0.00	1,274.32	0.00	0.00	0.00	1,274.32	
Distributions										
Account Number	Account Name		Project Account Key		Amount	Percent				
<a href="#">01-12-00-520209</a>	COMMUNICATION				1,274.32	100.00%				
Items										
Item Description	Commodity		Units	Price	Amount	Tax	Shipping	Discount	Total	
PLAYGROUND TEST, PREP BUNDLE - MADJAK	NA		0.00	0.00	590.00	0.00	0.00	0.00	590.00	
Distributions										
Account Number	Account Name		Project Account Key		Amount	Percent				
<a href="#">01-12-00-520225</a>	EDUCATION/SEMINARS				590.00	100.00%				
Items										
Item Description	Commodity		Units	Price	Amount	Tax	Shipping	Discount	Total	
ISA CERTIFICATION - OLSON	NA		0.00	0.00	120.00	0.00	0.00	0.00	120.00	
Distributions										
Account Number	Account Name		Project Account Key		Amount	Percent				
<a href="#">01-12-00-520225</a>	EDUCATION/SEMINARS				120.00	100.00%				
Items										
Item Description	Commodity		Units	Price	Amount	Tax	Shipping	Discount	Total	
CAR WASH SUPPLIES	NA		0.00	0.00	40.58	0.00	0.00	0.00	40.58	
Distributions										
Account Number	Account Name		Project Account Key		Amount	Percent				
<a href="#">01-12-00-530227</a>	EXPENDABLE TOOL & SHOP SUPPLY				40.58	100.00%				
Items										
Item Description	Commodity		Units	Price	Amount	Tax	Shipping	Discount	Total	
MISC TOOLS	NA		0.00	0.00	858.40	0.00	0.00	0.00	858.40	
Distributions										
Account Number	Account Name		Project Account Key		Amount	Percent				
<a href="#">01-12-00-530227</a>	EXPENDABLE TOOL & SHOP SUPPLY				858.40	100.00%				
Items										
Item Description	Commodity		Units	Price	Amount	Tax	Shipping	Discount	Total	
GOGGLES, STROBES	NA		0.00	0.00	615.87	0.00	0.00	0.00	615.87	
Distributions										
Account Number	Account Name		Project Account Key		Amount	Percent				
<a href="#">01-12-00-530318</a>	SAFETY EQUIPMENT				615.87	100.00%				
Items										
Item Description	Commodity		Units	Price	Amount	Tax	Shipping	Discount	Total	
SENSITIVE SKIN SUNSCREEN	NA		0.00	0.00	10.48	0.00	0.00	0.00	10.48	
Distributions										
Account Number	Account Name		Project Account Key		Amount	Percent				
<a href="#">01-12-00-530318</a>	SAFETY EQUIPMENT				10.48	100.00%				

Payable Register

Packet: APPKT06652 - 0623 PURCHASING CARD

Payable #	Payable Type	Post Date	Payable Date	Due Date	Discount Date	Amount	Tax	Shipping	Discount	Total
<b>Payable Description</b>										
<b>Items</b>										
Item Description	Commodity		Units	Price	Amount	Tax	Shipping	Discount	Total	
CLR - CLEANING (22.74%) Distributions	NA		0.00	0.00	34.66	0.00	0.00	0.00	34.66	
Account Number	Account Name	Project Account Key	Amount	Percent						
<a href="#">01-12-00-530353</a>	CUSTODIAL SUPPLIES		34.66	100.00%						
<b>Items</b>										
Item Description	Commodity		Units	Price	Amount	Tax	Shipping	Discount	Total	
PHONE CASE Distributions	NA		0.00	0.00	23.98	0.00	0.00	0.00	23.98	
Account Number	Account Name	Project Account Key	Amount	Percent						
<a href="#">01-12-00-530553</a>	OFFICE SUPPLIES		23.98	100.00%						
<b>Items</b>										
Item Description	Commodity		Units	Price	Amount	Tax	Shipping	Discount	Total	
PHONE CASE Distributions	NA		0.00	0.00	23.98	0.00	0.00	0.00	23.98	
Account Number	Account Name	Project Account Key	Amount	Percent						
<a href="#">01-12-00-530553</a>	OFFICE SUPPLIES		23.98	100.00%						
<b>Items</b>										
Item Description	Commodity		Units	Price	Amount	Tax	Shipping	Discount	Total	
HANGING FILE FOLDERS Distributions	NA		0.00	0.00	55.23	0.00	0.00	0.00	55.23	
Account Number	Account Name	Project Account Key	Amount	Percent						
<a href="#">01-12-00-530553</a>	OFFICE SUPPLIES		55.23	100.00%						
<b>Items</b>										
Item Description	Commodity		Units	Price	Amount	Tax	Shipping	Discount	Total	
GEL PENS Distributions	NA		0.00	0.00	64.00	0.00	0.00	0.00	64.00	
Account Number	Account Name	Project Account Key	Amount	Percent						
<a href="#">01-12-00-530553</a>	OFFICE SUPPLIES		64.00	100.00%						
<b>Items</b>										
Item Description	Commodity		Units	Price	Amount	Tax	Shipping	Discount	Total	
PICNIC TABLE BOARDS Distributions	NA		0.00	0.00	1,215.36	0.00	0.00	0.00	1,215.36	
Account Number	Account Name	Project Account Key	Amount	Percent						
<a href="#">01-12-00-530670</a>	PICNIC TABLE REPAIR MATERIALS		1,215.36	100.00%						
<b>Items</b>										
Item Description	Commodity		Units	Price	Amount	Tax	Shipping	Discount	Total	
WEED WHIP REPAIR Distributions	NA		0.00	0.00	51.98	0.00	0.00	0.00	51.98	
Account Number	Account Name	Project Account Key	Amount	Percent						
<a href="#">01-12-00-530673</a>	EQUIPMENT REPAIR PARTS		51.98	100.00%						
<b>Items</b>										
Item Description	Commodity		Units	Price	Amount	Tax	Shipping	Discount	Total	
MOWER REPAIR Distributions	NA		0.00	0.00	25.98	0.00	0.00	0.00	25.98	
Account Number	Account Name	Project Account Key	Amount	Percent						
<a href="#">01-12-00-530675</a>	MOWER REPAIR PARTS		25.98	100.00%						
<b>Items</b>										
Item Description	Commodity		Units	Price	Amount	Tax	Shipping	Discount	Total	
FUEL TANK CAP Distributions	NA		0.00	0.00	17.04	0.00	0.00	0.00	17.04	
Account Number	Account Name	Project Account Key	Amount	Percent						
<a href="#">01-12-00-530691</a>	TRUCK REPAIR PARTS		17.04	100.00%						
<b>Items</b>										
Item Description	Commodity		Units	Price	Amount	Tax	Shipping	Discount	Total	
LIGHT BARS Distributions	NA		0.00	0.00	438.03	0.00	0.00	0.00	438.03	
Account Number	Account Name	Project Account Key	Amount	Percent						
<a href="#">01-12-00-530691</a>	TRUCK REPAIR PARTS		438.03	100.00%						

Payable Register

Payable #	Payable Type	Post Date	Payable Date	Due Date	Discount Date	Amount	Tax	Shipping	Discount	Total
Payable Description	Bank Code				On Hold					
<b>Item Description</b>	<b>Commodity</b>		<b>Units</b>	<b>Price</b>		<b>Amount</b>	<b>Tax</b>	<b>Shipping</b>	<b>Discount</b>	<b>Total</b>
HERBICIDE Distributions	NA		0.00	0.00		199.95	0.00	0.00	0.00	199.95
<b>Account Number</b>	<b>Account Name</b>		<b>Project Account Key</b>			<b>Amount</b>	<b>Percent</b>			
<a href="#">01-12-00-530696</a>	FERTILIZER/WEED CONTROL					199.95	100.00%			
<b>Item Description</b>	<b>Commodity</b>		<b>Units</b>	<b>Price</b>		<b>Amount</b>	<b>Tax</b>	<b>Shipping</b>	<b>Discount</b>	<b>Total</b>
FLOATING MAT ACCESSORY Distributions	NA		0.00	0.00		24.98	0.00	0.00	0.00	24.98
<b>Account Number</b>	<b>Account Name</b>		<b>Project Account Key</b>			<b>Amount</b>	<b>Percent</b>			
<a href="#">01-12-00-550152</a>	BUILDING/MAIN BEACH					24.98	100.00%			
<b>Item Description</b>	<b>Commodity</b>		<b>Units</b>	<b>Price</b>		<b>Amount</b>	<b>Tax</b>	<b>Shipping</b>	<b>Discount</b>	<b>Total</b>
FLEX SEAL Distributions	NA		0.00	0.00		33.98	0.00	0.00	0.00	33.98
<b>Account Number</b>	<b>Account Name</b>		<b>Project Account Key</b>			<b>Amount</b>	<b>Percent</b>			
<a href="#">01-12-00-550152</a>	BUILDING/MAIN BEACH					33.98	100.00%			
<b>Item Description</b>	<b>Commodity</b>		<b>Units</b>	<b>Price</b>		<b>Amount</b>	<b>Tax</b>	<b>Shipping</b>	<b>Discount</b>	<b>Total</b>
GATE LATCH Distributions	NA		0.00	0.00		143.77	0.00	0.00	0.00	143.77
<b>Account Number</b>	<b>Account Name</b>		<b>Project Account Key</b>			<b>Amount</b>	<b>Percent</b>			
<a href="#">01-12-00-550156</a>	BUILDING/FARM					143.77	100.00%			
<b>Item Description</b>	<b>Commodity</b>		<b>Units</b>	<b>Price</b>		<b>Amount</b>	<b>Tax</b>	<b>Shipping</b>	<b>Discount</b>	<b>Total</b>
FAST PATCH Distributions	NA		0.00	0.00		593.90	0.00	0.00	0.00	593.90
<b>Account Number</b>	<b>Account Name</b>		<b>Project Account Key</b>			<b>Amount</b>	<b>Percent</b>			
<a href="#">01-12-00-550559</a>	NEIGHBORHOOD PARKS--NORTH					593.90	100.00%			
<b>Item Description</b>	<b>Commodity</b>		<b>Units</b>	<b>Price</b>		<b>Amount</b>	<b>Tax</b>	<b>Shipping</b>	<b>Discount</b>	<b>Total</b>
TENNIS NET Distributions	NA		0.00	0.00		420.00	0.00	0.00	0.00	420.00
<b>Account Number</b>	<b>Account Name</b>		<b>Project Account Key</b>			<b>Amount</b>	<b>Percent</b>			
<a href="#">01-12-00-550664</a>	NEIGHBORHOOD PARKS--SOUTH					420.00	100.00%			
<b>Item Description</b>	<b>Commodity</b>		<b>Units</b>	<b>Price</b>		<b>Amount</b>	<b>Tax</b>	<b>Shipping</b>	<b>Discount</b>	<b>Total</b>
VERIZON MAY 2023 (5.14%) Distributions	NA		0.00	0.00		147.78	0.00	0.00	0.00	147.78
<b>Account Number</b>	<b>Account Name</b>		<b>Project Account Key</b>			<b>Amount</b>	<b>Percent</b>			
<a href="#">01-14-00-520209</a>	COMMUNICATION					147.78	100.00%			
<b>Item Description</b>	<b>Commodity</b>		<b>Units</b>	<b>Price</b>		<b>Amount</b>	<b>Tax</b>	<b>Shipping</b>	<b>Discount</b>	<b>Total</b>
LODGING CIT CONFERENCE GALVICIUS Distributions	NA		0.00	0.00		219.52	0.00	0.00	0.00	219.52
<b>Account Number</b>	<b>Account Name</b>		<b>Project Account Key</b>			<b>Amount</b>	<b>Percent</b>			
<a href="#">01-14-00-520225</a>	EDUCATION/SEMINARS					219.52	100.00%			
<b>Item Description</b>	<b>Commodity</b>		<b>Units</b>	<b>Price</b>		<b>Amount</b>	<b>Tax</b>	<b>Shipping</b>	<b>Discount</b>	<b>Total</b>
TRAFFIC BATONS Distributions	NA		0.00	0.00		131.99	0.00	0.00	0.00	131.99
<b>Account Number</b>	<b>Account Name</b>		<b>Project Account Key</b>			<b>Amount</b>	<b>Percent</b>			
<a href="#">01-14-00-550600</a>	SECURITY EQUIPMENT					131.99	100.00%			
<b>Item Description</b>	<b>Commodity</b>		<b>Units</b>	<b>Price</b>		<b>Amount</b>	<b>Tax</b>	<b>Shipping</b>	<b>Discount</b>	<b>Total</b>
SUPPLIES - MAIN BEACH BAR Distributions	NA		0.00	0.00		82.95	0.00	0.00	0.00	82.95
<b>Account Number</b>	<b>Account Name</b>		<b>Project Account Key</b>			<b>Amount</b>	<b>Percent</b>			
<a href="#">01-23-00-530250</a>	MISCELLANEOUS SUPPLIES					82.95	100.00%			



Payable Register

Payable #	Payable Type	Post Date	Payable Date	Due Date	Discount Date	Amount	Tax	Shipping	Discount	Total
Payable Description	Bank Code				On Hold					
<b>Item Description</b>	<b>Commodity</b>		<b>Units</b>	<b>Price</b>		<b>Amount</b>	<b>Tax</b>	<b>Shipping</b>	<b>Discount</b>	<b>Total</b>
SWIFFER CLEANING EQUIPMENT	NA		0.00	0.00		51.04	0.00	0.00	0.00	51.04
<b>Distributions</b>										
<b>Account Number</b>	<b>Account Name</b>		<b>Project Account Key</b>			<b>Amount</b>	<b>Percent</b>			
<a href="#">01-23-00-530250</a>	MISCELLANEOUS SUPPLIES					51.04	100.00%			
<b>Item Description</b>	<b>Commodity</b>		<b>Units</b>	<b>Price</b>		<b>Amount</b>	<b>Tax</b>	<b>Shipping</b>	<b>Discount</b>	<b>Total</b>
BAR MATS	NA		0.00	0.00		79.55	0.00	0.00	0.00	79.55
<b>Distributions</b>										
<b>Account Number</b>	<b>Account Name</b>		<b>Project Account Key</b>			<b>Amount</b>	<b>Percent</b>			
<a href="#">01-23-00-530250</a>	MISCELLANEOUS SUPPLIES					79.55	100.00%			
<b>Item Description</b>	<b>Commodity</b>		<b>Units</b>	<b>Price</b>		<b>Amount</b>	<b>Tax</b>	<b>Shipping</b>	<b>Discount</b>	<b>Total</b>
PINEAPPLE JUICE ALOHA EVENT	NA		0.00	0.00		117.62	0.00	0.00	0.00	117.62
<b>Distributions</b>										
<b>Account Number</b>	<b>Account Name</b>		<b>Project Account Key</b>			<b>Amount</b>	<b>Percent</b>			
<a href="#">01-23-00-530250</a>	MISCELLANEOUS SUPPLIES					117.62	100.00%			
<b>Item Description</b>	<b>Commodity</b>		<b>Units</b>	<b>Price</b>		<b>Amount</b>	<b>Tax</b>	<b>Shipping</b>	<b>Discount</b>	<b>Total</b>
GARBAGE - GRAND OAKS	NA		0.00	0.00		147.14	0.00	0.00	0.00	147.14
<b>Distributions</b>										
<b>Account Number</b>	<b>Account Name</b>		<b>Project Account Key</b>			<b>Amount</b>	<b>Percent</b>			
<a href="#">02-11-00-520205</a>	GARBAGE DISPOSAL					147.14	100.00%			
<b>Item Description</b>	<b>Commodity</b>		<b>Units</b>	<b>Price</b>		<b>Amount</b>	<b>Tax</b>	<b>Shipping</b>	<b>Discount</b>	<b>Total</b>
SOD FARM ELECTRIC (50%)	NA		0.00	0.00		9.76	0.00	0.00	0.00	9.76
<b>Distributions</b>										
<b>Account Number</b>	<b>Account Name</b>		<b>Project Account Key</b>			<b>Amount</b>	<b>Percent</b>			
<a href="#">02-11-00-520206</a>	ELECTRICITY					9.76	100.00%			
<b>Item Description</b>	<b>Commodity</b>		<b>Units</b>	<b>Price</b>		<b>Amount</b>	<b>Tax</b>	<b>Shipping</b>	<b>Discount</b>	<b>Total</b>
CHRIST FARM ELECTRIC (50%)	NA		0.00	0.00		9.92	0.00	0.00	0.00	9.92
<b>Distributions</b>										
<b>Account Number</b>	<b>Account Name</b>		<b>Project Account Key</b>			<b>Amount</b>	<b>Percent</b>			
<a href="#">02-11-00-520206</a>	ELECTRICITY					9.92	100.00%			
<b>Item Description</b>	<b>Commodity</b>		<b>Units</b>	<b>Price</b>		<b>Amount</b>	<b>Tax</b>	<b>Shipping</b>	<b>Discount</b>	<b>Total</b>
BAND SHELL ELECTRIC (50%)	NA		0.00	0.00		13.17	0.00	0.00	0.00	13.17
<b>Distributions</b>										
<b>Account Number</b>	<b>Account Name</b>		<b>Project Account Key</b>			<b>Amount</b>	<b>Percent</b>			
<a href="#">02-11-00-520206</a>	ELECTRICITY					13.17	100.00%			
<b>Item Description</b>	<b>Commodity</b>		<b>Units</b>	<b>Price</b>		<b>Amount</b>	<b>Tax</b>	<b>Shipping</b>	<b>Discount</b>	<b>Total</b>
WEST BEACH BOAT GATE ELECTRIC (50%)	NA		0.00	0.00		13.26	0.00	0.00	0.00	13.26
<b>Distributions</b>										
<b>Account Number</b>	<b>Account Name</b>		<b>Project Account Key</b>			<b>Amount</b>	<b>Percent</b>			
<a href="#">02-11-00-520206</a>	ELECTRICITY					13.26	100.00%			
<b>Item Description</b>	<b>Commodity</b>		<b>Units</b>	<b>Price</b>		<b>Amount</b>	<b>Tax</b>	<b>Shipping</b>	<b>Discount</b>	<b>Total</b>
REMOTE ADMIN LOT ELECTRIC (50%)	NA		0.00	0.00		16.66	0.00	0.00	0.00	16.66
<b>Distributions</b>										
<b>Account Number</b>	<b>Account Name</b>		<b>Project Account Key</b>			<b>Amount</b>	<b>Percent</b>			
<a href="#">02-11-00-520206</a>	ELECTRICITY					16.66	100.00%			
<b>Item Description</b>	<b>Commodity</b>		<b>Units</b>	<b>Price</b>		<b>Amount</b>	<b>Tax</b>	<b>Shipping</b>	<b>Discount</b>	<b>Total</b>
SPOERL PARK ELECTRIC (50%)	NA		0.00	0.00		29.38	0.00	0.00	0.00	29.38
<b>Distributions</b>										
<b>Account Number</b>	<b>Account Name</b>		<b>Project Account Key</b>			<b>Amount</b>	<b>Percent</b>			
<a href="#">02-11-00-520206</a>	ELECTRICITY					29.38	100.00%			

Payable Register

Payable #	Payable Type	Post Date	Payable Date	Due Date	Discount Date	Amount	Tax	Shipping	Discount	Total
Payable Description		Bank Code	On Hold							
Items										
Item Description	Commodity		Units	Price	Amount	Tax	Shipping	Discount	Total	
MICKEY SUND ELECTRIC (33.33%) Distributions	NA		0.00	0.00	36.42	0.00	0.00	0.00	36.42	
Account Number	Account Name		Project Account Key		Amount	Percent				
<a href="#">02-11-00-520206</a>	ELECTRICITY				36.42	100.00%				
Items										
Item Description	Commodity		Units	Price	Amount	Tax	Shipping	Discount	Total	
WOODS CREEK PARK ELECTRIC (50%) Distributions	NA		0.00	0.00	44.54	0.00	0.00	0.00	44.54	
Account Number	Account Name		Project Account Key		Amount	Percent				
<a href="#">02-11-00-520206</a>	ELECTRICITY				44.54	100.00%				
Items										
Item Description	Commodity		Units	Price	Amount	Tax	Shipping	Discount	Total	
WEST BEACH ELECTRIC (50%) Distributions	NA		0.00	0.00	50.80	0.00	0.00	0.00	50.80	
Account Number	Account Name		Project Account Key		Amount	Percent				
<a href="#">02-11-00-520206</a>	ELECTRICITY				50.80	100.00%				
Items										
Item Description	Commodity		Units	Price	Amount	Tax	Shipping	Discount	Total	
SHAMROCK HILLS ELECTRIC (50%) Distributions	NA		0.00	0.00	55.88	0.00	0.00	0.00	55.88	
Account Number	Account Name		Project Account Key		Amount	Percent				
<a href="#">02-11-00-520206</a>	ELECTRICITY				55.88	100.00%				
Items										
Item Description	Commodity		Units	Price	Amount	Tax	Shipping	Discount	Total	
STERNE'S ELECTRIC (50%) Distributions	NA		0.00	0.00	68.48	0.00	0.00	0.00	68.48	
Account Number	Account Name		Project Account Key		Amount	Percent				
<a href="#">02-11-00-520206</a>	ELECTRICITY				68.48	100.00%				
Items										
Item Description	Commodity		Units	Price	Amount	Tax	Shipping	Discount	Total	
POLICE ELECTRIC (50%) Distributions	NA		0.00	0.00	69.56	0.00	0.00	0.00	69.56	
Account Number	Account Name		Project Account Key		Amount	Percent				
<a href="#">02-11-00-520206</a>	ELECTRICITY				69.56	100.00%				
Items										
Item Description	Commodity		Units	Price	Amount	Tax	Shipping	Discount	Total	
GRAND OAKS ELECTRIC (50%) Distributions	NA		0.00	0.00	153.46	0.00	0.00	0.00	153.46	
Account Number	Account Name		Project Account Key		Amount	Percent				
<a href="#">02-11-00-520206</a>	ELECTRICITY				153.46	100.00%				
Items										
Item Description	Commodity		Units	Price	Amount	Tax	Shipping	Discount	Total	
VA ELECTRIC (50%) Distributions	NA		0.00	0.00	234.56	0.00	0.00	0.00	234.56	
Account Number	Account Name		Project Account Key		Amount	Percent				
<a href="#">02-11-00-520206</a>	ELECTRICITY				234.56	100.00%				
Items										
Item Description	Commodity		Units	Price	Amount	Tax	Shipping	Discount	Total	
BEALS PROPERTY ELECTRIC (50%) Distributions	NA		0.00	0.00	277.65	0.00	0.00	0.00	277.65	
Account Number	Account Name		Project Account Key		Amount	Percent				
<a href="#">02-11-00-520206</a>	ELECTRICITY				277.65	100.00%				
Items										
Item Description	Commodity		Units	Price	Amount	Tax	Shipping	Discount	Total	
MAIN BEACH/GARAGE ELECTRIC (50%) Distributions	NA		0.00	0.00	343.40	0.00	0.00	0.00	343.40	
Account Number	Account Name		Project Account Key		Amount	Percent				
<a href="#">02-11-00-520206</a>	ELECTRICITY				343.40	100.00%				

Payable Register

Payable #	Payable Type	Post Date	Payable Date	Due Date	Discount Date	Amount	Tax	Shipping	Discount	Total
Payable Description	Bank Code				On Hold					
<b>Items</b>										
<b>Item Description</b>	<b>Commodity</b>		<b>Units</b>	<b>Price</b>		<b>Amount</b>	<b>Tax</b>	<b>Shipping</b>	<b>Discount</b>	<b>Total</b>
ADMIN BLDG ELECTRIC (50%) Distributions	NA		0.00	0.00		386.81	0.00	0.00	0.00	386.81
<b>Account Number</b>	<b>Account Name</b>		<b>Project Account Key</b>			<b>Amount</b>	<b>Percent</b>			
<a href="#">02-11-00-520206</a>	ELECTRICITY					386.81	100.00%			
<b>Items</b>										
<b>Item Description</b>	<b>Commodity</b>		<b>Units</b>	<b>Price</b>		<b>Amount</b>	<b>Tax</b>	<b>Shipping</b>	<b>Discount</b>	<b>Total</b>
SHAMROCK HILLS PHONE SERVICE (50%) Distributions	NA		0.00	0.00		104.23	0.00	0.00	0.00	104.23
<b>Account Number</b>	<b>Account Name</b>		<b>Project Account Key</b>			<b>Amount</b>	<b>Percent</b>			
<a href="#">02-11-00-520209</a>	COMMUNICATION					104.23	100.00%			
<b>Items</b>										
<b>Item Description</b>	<b>Commodity</b>		<b>Units</b>	<b>Price</b>		<b>Amount</b>	<b>Tax</b>	<b>Shipping</b>	<b>Discount</b>	<b>Total</b>
SHAMROCK HILLS PHONE SERVICE (50%) Distributions	NA		0.00	0.00		104.24	0.00	0.00	0.00	104.24
<b>Account Number</b>	<b>Account Name</b>		<b>Project Account Key</b>			<b>Amount</b>	<b>Percent</b>			
<a href="#">02-11-00-520209</a>	COMMUNICATION					104.24	100.00%			
<b>Items</b>										
<b>Item Description</b>	<b>Commodity</b>		<b>Units</b>	<b>Price</b>		<b>Amount</b>	<b>Tax</b>	<b>Shipping</b>	<b>Discount</b>	<b>Total</b>
ADMIN FIBER (50%) Distributions	NA		0.00	0.00		439.97	0.00	0.00	0.00	439.97
<b>Account Number</b>	<b>Account Name</b>		<b>Project Account Key</b>			<b>Amount</b>	<b>Percent</b>			
<a href="#">02-11-00-520209</a>	COMMUNICATION					439.97	100.00%			
<b>Items</b>										
<b>Item Description</b>	<b>Commodity</b>		<b>Units</b>	<b>Price</b>		<b>Amount</b>	<b>Tax</b>	<b>Shipping</b>	<b>Discount</b>	<b>Total</b>
ADMIN FIBER (50%) Distributions	NA		0.00	0.00		439.98	0.00	0.00	0.00	439.98
<b>Account Number</b>	<b>Account Name</b>		<b>Project Account Key</b>			<b>Amount</b>	<b>Percent</b>			
<a href="#">02-11-00-520209</a>	COMMUNICATION					439.98	100.00%			
<b>Items</b>										
<b>Item Description</b>	<b>Commodity</b>		<b>Units</b>	<b>Price</b>		<b>Amount</b>	<b>Tax</b>	<b>Shipping</b>	<b>Discount</b>	<b>Total</b>
BUSINESS PHONE LINES (50%) Distributions	NA		0.00	0.00		1,640.41	0.00	0.00	0.00	1,640.41
<b>Account Number</b>	<b>Account Name</b>		<b>Project Account Key</b>			<b>Amount</b>	<b>Percent</b>			
<a href="#">02-11-00-520209</a>	COMMUNICATION					1,640.41	100.00%			
<b>Items</b>										
<b>Item Description</b>	<b>Commodity</b>		<b>Units</b>	<b>Price</b>		<b>Amount</b>	<b>Tax</b>	<b>Shipping</b>	<b>Discount</b>	<b>Total</b>
BUSINESS PHONE LINES (50%) Distributions	NA		0.00	0.00		1,640.42	0.00	0.00	0.00	1,640.42
<b>Account Number</b>	<b>Account Name</b>		<b>Project Account Key</b>			<b>Amount</b>	<b>Percent</b>			
<a href="#">02-11-00-520209</a>	COMMUNICATION					1,640.42	100.00%			
<b>Items</b>										
<b>Item Description</b>	<b>Commodity</b>		<b>Units</b>	<b>Price</b>		<b>Amount</b>	<b>Tax</b>	<b>Shipping</b>	<b>Discount</b>	<b>Total</b>
SHAMROCK HILLS INTERNET SERVICE (50%) Distributions	NA		0.00	0.00		64.97	0.00	0.00	0.00	64.97
<b>Account Number</b>	<b>Account Name</b>		<b>Project Account Key</b>			<b>Amount</b>	<b>Percent</b>			
<a href="#">02-11-00-520209</a>	COMMUNICATION					64.97	100.00%			
<b>Items</b>										
<b>Item Description</b>	<b>Commodity</b>		<b>Units</b>	<b>Price</b>		<b>Amount</b>	<b>Tax</b>	<b>Shipping</b>	<b>Discount</b>	<b>Total</b>
BONCOSKY, GLC PHONE SERVICE (50%) Distributions	NA		0.00	0.00		67.58	0.00	0.00	0.00	67.58
<b>Account Number</b>	<b>Account Name</b>		<b>Project Account Key</b>			<b>Amount</b>	<b>Percent</b>			
<a href="#">02-11-00-520209</a>	COMMUNICATION					67.58	100.00%			

Payable Register

Payable #	Payable Type	Post Date	Payable Date	Due Date	Discount Date	Amount	Tax	Shipping	Discount	Total
Payable Description		Bank Code	On Hold							
Items										
Item Description	Commodity		Units	Price	Amount	Tax	Shipping	Discount	Total	
SPOERL INTERNET SERVICE (50%) Distributions	NA		0.00	0.00	77.45	0.00	0.00	0.00	77.45	
Account Number	Account Name		Project Account Key		Amount	Percent				
<a href="#">02-11-00-520209</a>	COMMUNICATION				77.45	100.00%				
Items										
Item Description	Commodity		Units	Price	Amount	Tax	Shipping	Discount	Total	
ROTARY BUILDING PHONES, INTERNET (25%) Distributions	NA		0.00	0.00	78.06	0.00	0.00	0.00	78.06	
Account Number	Account Name		Project Account Key		Amount	Percent				
<a href="#">02-11-00-520209</a>	COMMUNICATION				78.06	100.00%				
Items										
Item Description	Commodity		Units	Price	Amount	Tax	Shipping	Discount	Total	
GARAGE PHONE, INTERNET SERVICE (50%) Distributions	NA		0.00	0.00	85.05	0.00	0.00	0.00	85.05	
Account Number	Account Name		Project Account Key		Amount	Percent				
<a href="#">02-11-00-520209</a>	COMMUNICATION				85.05	100.00%				
Items										
Item Description	Commodity		Units	Price	Amount	Tax	Shipping	Discount	Total	
WEST BEACH INTERNET, VIDEO (50%) Distributions	NA		0.00	0.00	109.00	0.00	0.00	0.00	109.00	
Account Number	Account Name		Project Account Key		Amount	Percent				
<a href="#">02-11-00-520209</a>	COMMUNICATION				109.00	100.00%				
Items										
Item Description	Commodity		Units	Price	Amount	Tax	Shipping	Discount	Total	
WOODSCREEK PHONE, INTERNET (50%) Distributions	NA		0.00	0.00	121.93	0.00	0.00	0.00	121.93	
Account Number	Account Name		Project Account Key		Amount	Percent				
<a href="#">02-11-00-520209</a>	COMMUNICATION				121.93	100.00%				
Items										
Item Description	Commodity		Units	Price	Amount	Tax	Shipping	Discount	Total	
GRAND OAKS VIDEO, INTERNET, PHONES (50%) Distributions	NA		0.00	0.00	158.77	0.00	0.00	0.00	158.77	
Account Number	Account Name		Project Account Key		Amount	Percent				
<a href="#">02-11-00-520209</a>	COMMUNICATION				158.77	100.00%				
Items										
Item Description	Commodity		Units	Price	Amount	Tax	Shipping	Discount	Total	
VERIZON MAY 2023 (15.84%) Distributions	NA		0.00	0.00	455.53	0.00	0.00	0.00	455.53	
Account Number	Account Name		Project Account Key		Amount	Percent				
<a href="#">02-11-00-520209</a>	COMMUNICATION				455.53	100.00%				
Items										
Item Description	Commodity		Units	Price	Amount	Tax	Shipping	Discount	Total	
ADMIN, MAIN BEACH, POLICE PHONES, INTERNET 32.78% Distributions	NA		0.00	0.00	675.75	0.00	0.00	0.00	675.75	
Account Number	Account Name		Project Account Key		Amount	Percent				
<a href="#">02-11-00-520209</a>	COMMUNICATION				675.75	100.00%				
Items										
Item Description	Commodity		Units	Price	Amount	Tax	Shipping	Discount	Total	
BENCHMARK -MANAGER OF RECREATION PROGRAMS (50%) Distributions	NA		0.00	0.00	147.50	0.00	0.00	0.00	147.50	
Account Number	Account Name		Project Account Key		Amount	Percent				
<a href="#">02-11-00-520212</a>	PROFESSIONAL SERVICES				147.50	100.00%				

Payable Register

Packet: APPKT06652 - 0623 PURCHASING CARD

Payable #	Payable Type	Post Date	Payable Date	Due Date	Discount Date	Amount	Tax	Shipping	Discount	Total
Payable Description		Bank Code	On Hold							
Items										
Item Description	Commodity		Units	Price	Amount	Tax	Shipping	Discount	Total	
EMAIL SERVICE (50%) Distributions	NA		0.00	0.00	60.83	0.00	0.00	0.00	60.83	
Account Number	Account Name	Project Account Key			Amount	Percent				
<a href="#">02-11-00-520213</a>	COMPUTER/SOFTWARE EXPENSES				60.83	100.00%				
Items										
Item Description	Commodity		Units	Price	Amount	Tax	Shipping	Discount	Total	
POSTAGE MACHINE LEASE (50%) Distributions	NA		0.00	0.00	288.54	0.00	0.00	0.00	288.54	
Account Number	Account Name	Project Account Key			Amount	Percent				
<a href="#">02-11-00-520216</a>	OFFICE EQUIPMENT LEASE				288.54	100.00%				
Items										
Item Description	Commodity		Units	Price	Amount	Tax	Shipping	Discount	Total	
ADOBE MONTHLY SUBSCRIPTION (50%) Distributions	NA		0.00	0.00	14.99	0.00	0.00	0.00	14.99	
Account Number	Account Name	Project Account Key			Amount	Percent				
<a href="#">02-11-00-520222</a>	SUBSCRIPTIONS				14.99	100.00%				
Items										
Item Description	Commodity		Units	Price	Amount	Tax	Shipping	Discount	Total	
GO DADDY POYNT FEE Distributions	NA		0.00	0.00	14.99	0.00	0.00	0.00	14.99	
Account Number	Account Name	Project Account Key			Amount	Percent				
<a href="#">02-11-00-520255</a>	MISCELLANEOUS BANK CHARGES				14.99	100.00%				
Items										
Item Description	Commodity		Units	Price	Amount	Tax	Shipping	Discount	Total	
SHAW MEDIA ARCHIVE SUBSCRIPTION Distributions	NA		0.00	0.00	4.95	0.00	0.00	0.00	4.95	
Account Number	Account Name	Project Account Key			Amount	Percent				
<a href="#">02-11-00-530360</a>	PUBLIC INFORMATION SUPPLIES				4.95	100.00%				
Items										
Item Description	Commodity		Units	Price	Amount	Tax	Shipping	Discount	Total	
BILLABLE HOURS WEBSITE DESIGN WORK MAY 2023 Distributions	NA		0.00	0.00	33.75	0.00	0.00	0.00	33.75	
Account Number	Account Name	Project Account Key			Amount	Percent				
<a href="#">02-11-00-530360</a>	PUBLIC INFORMATION SUPPLIES				33.75	100.00%				
Items										
Item Description	Commodity		Units	Price	Amount	Tax	Shipping	Discount	Total	
ADOBE CREATIVE CLOUD SUBSCRIPTION 2 LICENSES Distributions	NA		0.00	0.00	169.98	0.00	0.00	0.00	169.98	
Account Number	Account Name	Project Account Key			Amount	Percent				
<a href="#">02-11-00-530360</a>	PUBLIC INFORMATION SUPPLIES				169.98	100.00%				
Items										
Item Description	Commodity		Units	Price	Amount	Tax	Shipping	Discount	Total	
SOCIAL MEDIA ARCHIVE SERVICES 6/12- 7/11 Distributions	NA		0.00	0.00	185.60	0.00	0.00	0.00	185.60	
Account Number	Account Name	Project Account Key			Amount	Percent				
<a href="#">02-11-00-530360</a>	PUBLIC INFORMATION SUPPLIES				185.60	100.00%				
Items										
Item Description	Commodity		Units	Price	Amount	Tax	Shipping	Discount	Total	
ANNUAL SUBSCRIPTION QR CODE GENERATE Distributions	NA		0.00	0.00	191.88	0.00	0.00	0.00	191.88	
Account Number	Account Name	Project Account Key			Amount	Percent				
<a href="#">02-11-00-530360</a>	PUBLIC INFORMATION SUPPLIES				191.88	100.00%				

Payable Register

Payable #	Payable Type	Post Date	Payable Date	Due Date	Discount Date	Amount	Tax	Shipping	Discount	Total
Payable Description	Bank Code				On Hold					
<b>Items</b>										
<b>Item Description</b>	<b>Commodity</b>		<b>Units</b>	<b>Price</b>	<b>Amount</b>	<b>Tax</b>	<b>Shipping</b>	<b>Discount</b>	<b>Total</b>	
LOCAL SEARCH SERVICES BARLINA HOUSE 6/28-7/27 Distributions	NA		0.00	0.00	299.00	0.00	0.00	0.00	299.00	
<b>Account Number</b>	<b>Account Name</b>		<b>Project Account Key</b>		<b>Amount</b>	<b>Percent</b>				
<a href="#">02-11-00-530360</a>	PUBLIC INFORMATION SUPPLIES				299.00	100.00%				
<b>Items</b>										
<b>Item Description</b>	<b>Commodity</b>		<b>Units</b>	<b>Price</b>	<b>Amount</b>	<b>Tax</b>	<b>Shipping</b>	<b>Discount</b>	<b>Total</b>	
ALOHA SUMMER AD, CADDYSHACK AD Distributions	NA		0.00	0.00	126.01	0.00	0.00	0.00	126.01	
<b>Account Number</b>	<b>Account Name</b>		<b>Project Account Key</b>		<b>Amount</b>	<b>Percent</b>				
<a href="#">02-11-00-530365</a>	ADVERTISING				126.01	100.00%				
<b>Items</b>										
<b>Item Description</b>	<b>Commodity</b>		<b>Units</b>	<b>Price</b>	<b>Amount</b>	<b>Tax</b>	<b>Shipping</b>	<b>Discount</b>	<b>Total</b>	
RINGS CAMP SWIM MARKETING Distributions	NA		0.00	0.00	12.98	0.00	0.00	0.00	12.98	
<b>Account Number</b>	<b>Account Name</b>		<b>Project Account Key</b>		<b>Amount</b>	<b>Percent</b>				
<a href="#">02-11-00-530395</a>	PRINTING				12.98	100.00%				
<b>Items</b>										
<b>Item Description</b>	<b>Commodity</b>		<b>Units</b>	<b>Price</b>	<b>Amount</b>	<b>Tax</b>	<b>Shipping</b>	<b>Discount</b>	<b>Total</b>	
JULY 4 PARADE FLOAT DECORATIONS Distributions	NA		0.00	0.00	108.74	0.00	0.00	0.00	108.74	
<b>Account Number</b>	<b>Account Name</b>		<b>Project Account Key</b>		<b>Amount</b>	<b>Percent</b>				
<a href="#">02-11-00-530395</a>	PRINTING				108.74	100.00%				
<b>Items</b>										
<b>Item Description</b>	<b>Commodity</b>		<b>Units</b>	<b>Price</b>	<b>Amount</b>	<b>Tax</b>	<b>Shipping</b>	<b>Discount</b>	<b>Total</b>	
COFFEE SUPPLIES (50%) Distributions	NA		0.00	0.00	75.48	0.00	0.00	0.00	75.48	
<b>Account Number</b>	<b>Account Name</b>		<b>Project Account Key</b>		<b>Amount</b>	<b>Percent</b>				
<a href="#">02-11-00-530425</a>	COFFEE				75.48	100.00%				
<b>Items</b>										
<b>Item Description</b>	<b>Commodity</b>		<b>Units</b>	<b>Price</b>	<b>Amount</b>	<b>Tax</b>	<b>Shipping</b>	<b>Discount</b>	<b>Total</b>	
PHONE CASE Distributions	NA		0.00	0.00	23.81	0.00	0.00	0.00	23.81	
<b>Account Number</b>	<b>Account Name</b>		<b>Project Account Key</b>		<b>Amount</b>	<b>Percent</b>				
<a href="#">02-11-00-530553</a>	OFFICE SUPPLIES				23.81	100.00%				
<b>Items</b>										
<b>Item Description</b>	<b>Commodity</b>		<b>Units</b>	<b>Price</b>	<b>Amount</b>	<b>Tax</b>	<b>Shipping</b>	<b>Discount</b>	<b>Total</b>	
CR OFFICE SUPPLIES (50%) Distributions	NA		0.00	0.00	-3.00	0.00	0.00	0.00	-3.00	
<b>Account Number</b>	<b>Account Name</b>		<b>Project Account Key</b>		<b>Amount</b>	<b>Percent</b>				
<a href="#">02-11-00-530553</a>	OFFICE SUPPLIES				-3.00	100.00%				
<b>Items</b>										
<b>Item Description</b>	<b>Commodity</b>		<b>Units</b>	<b>Price</b>	<b>Amount</b>	<b>Tax</b>	<b>Shipping</b>	<b>Discount</b>	<b>Total</b>	
CR OFFICE SUPPLIES (50%) Distributions	NA		0.00	0.00	-2.99	0.00	0.00	0.00	-2.99	
<b>Account Number</b>	<b>Account Name</b>		<b>Project Account Key</b>		<b>Amount</b>	<b>Percent</b>				
<a href="#">02-11-00-530553</a>	OFFICE SUPPLIES				-2.99	100.00%				
<b>Items</b>										
<b>Item Description</b>	<b>Commodity</b>		<b>Units</b>	<b>Price</b>	<b>Amount</b>	<b>Tax</b>	<b>Shipping</b>	<b>Discount</b>	<b>Total</b>	
OFFICE SUPPLIES (50%) Distributions	NA		0.00	0.00	7.59	0.00	0.00	0.00	7.59	
<b>Account Number</b>	<b>Account Name</b>		<b>Project Account Key</b>		<b>Amount</b>	<b>Percent</b>				
<a href="#">02-11-00-530553</a>	OFFICE SUPPLIES				7.59	100.00%				

**Payable Register**

Payable #	Payable Type	Post Date	Payable Date	Due Date	Discount Date	Amount	Tax	Shipping	Discount	Total
Payable Description	Bank Code				On Hold					
<b>Items</b>										
<b>Item Description</b>	<b>Commodity</b>		<b>Units</b>	<b>Price</b>	<b>Amount</b>	<b>Tax</b>	<b>Shipping</b>	<b>Discount</b>	<b>Total</b>	
OFFICE SUPPLIES (50%) Distributions	NA		0.00	0.00	9.99	0.00	0.00	0.00	9.99	
<b>Account Number</b>	<b>Account Name</b>		<b>Project Account Key</b>		<b>Amount</b>	<b>Percent</b>				
<a href="#">02-11-00-530553</a>	OFFICE SUPPLIES				9.99	100.00%				
<b>Items</b>										
<b>Item Description</b>	<b>Commodity</b>		<b>Units</b>	<b>Price</b>	<b>Amount</b>	<b>Tax</b>	<b>Shipping</b>	<b>Discount</b>	<b>Total</b>	
OFFICE SUPPLIES (50%) Distributions	NA		0.00	0.00	15.24	0.00	0.00	0.00	15.24	
<b>Account Number</b>	<b>Account Name</b>		<b>Project Account Key</b>		<b>Amount</b>	<b>Percent</b>				
<a href="#">02-11-00-530553</a>	OFFICE SUPPLIES				15.24	100.00%				
<b>Items</b>										
<b>Item Description</b>	<b>Commodity</b>		<b>Units</b>	<b>Price</b>	<b>Amount</b>	<b>Tax</b>	<b>Shipping</b>	<b>Discount</b>	<b>Total</b>	
OFFICE SUPPLIES (50%) Distributions	NA		0.00	0.00	33.30	0.00	0.00	0.00	33.30	
<b>Account Number</b>	<b>Account Name</b>		<b>Project Account Key</b>		<b>Amount</b>	<b>Percent</b>				
<a href="#">02-11-00-530553</a>	OFFICE SUPPLIES				33.30	100.00%				
<b>Items</b>										
<b>Item Description</b>	<b>Commodity</b>		<b>Units</b>	<b>Price</b>	<b>Amount</b>	<b>Tax</b>	<b>Shipping</b>	<b>Discount</b>	<b>Total</b>	
OFFICE SUPPLIES (50%) Distributions	NA		0.00	0.00	56.49	0.00	0.00	0.00	56.49	
<b>Account Number</b>	<b>Account Name</b>		<b>Project Account Key</b>		<b>Amount</b>	<b>Percent</b>				
<a href="#">02-11-00-530553</a>	OFFICE SUPPLIES				56.49	100.00%				
<b>Items</b>										
<b>Item Description</b>	<b>Commodity</b>		<b>Units</b>	<b>Price</b>	<b>Amount</b>	<b>Tax</b>	<b>Shipping</b>	<b>Discount</b>	<b>Total</b>	
OFFICE SUPPLIES (20.38%) Distributions	NA		0.00	0.00	208.63	0.00	0.00	0.00	208.63	
<b>Account Number</b>	<b>Account Name</b>		<b>Project Account Key</b>		<b>Amount</b>	<b>Percent</b>				
<a href="#">02-11-00-530553</a>	OFFICE SUPPLIES				208.63	100.00%				
<b>Items</b>										
<b>Item Description</b>	<b>Commodity</b>		<b>Units</b>	<b>Price</b>	<b>Amount</b>	<b>Tax</b>	<b>Shipping</b>	<b>Discount</b>	<b>Total</b>	
TV STAND Distributions	NA		0.00	0.00	190.37	0.00	0.00	0.00	190.37	
<b>Account Number</b>	<b>Account Name</b>		<b>Project Account Key</b>		<b>Amount</b>	<b>Percent</b>				
<a href="#">02-11-00-530560</a>	OFFICE EQUIPMENT				190.37	100.00%				
<b>Items</b>										
<b>Item Description</b>	<b>Commodity</b>		<b>Units</b>	<b>Price</b>	<b>Amount</b>	<b>Tax</b>	<b>Shipping</b>	<b>Discount</b>	<b>Total</b>	
TRAINING TV Distributions	NA		0.00	0.00	229.99	0.00	0.00	0.00	229.99	
<b>Account Number</b>	<b>Account Name</b>		<b>Project Account Key</b>		<b>Amount</b>	<b>Percent</b>				
<a href="#">02-11-00-530560</a>	OFFICE EQUIPMENT				229.99	100.00%				
<b>Items</b>										
<b>Item Description</b>	<b>Commodity</b>		<b>Units</b>	<b>Price</b>	<b>Amount</b>	<b>Tax</b>	<b>Shipping</b>	<b>Discount</b>	<b>Total</b>	
EQUIPMENT -COFFEE MAKER (29.62%) Distributions	NA		0.00	0.00	303.19	0.00	0.00	0.00	303.19	
<b>Account Number</b>	<b>Account Name</b>		<b>Project Account Key</b>		<b>Amount</b>	<b>Percent</b>				
<a href="#">02-11-00-530560</a>	OFFICE EQUIPMENT				303.19	100.00%				
<b>Items</b>										
<b>Item Description</b>	<b>Commodity</b>		<b>Units</b>	<b>Price</b>	<b>Amount</b>	<b>Tax</b>	<b>Shipping</b>	<b>Discount</b>	<b>Total</b>	
IPAD CASE Distributions	NA		0.00	0.00	77.03	0.00	0.00	0.00	77.03	
<b>Account Number</b>	<b>Account Name</b>		<b>Project Account Key</b>		<b>Amount</b>	<b>Percent</b>				
<a href="#">02-11-00-530563</a>	COMPUTERS				77.03	100.00%				
<b>Items</b>										
<b>Item Description</b>	<b>Commodity</b>		<b>Units</b>	<b>Price</b>	<b>Amount</b>	<b>Tax</b>	<b>Shipping</b>	<b>Discount</b>	<b>Total</b>	
LAPTOP MEMORY MODULES (50%) Distributions	NA		0.00	0.00	69.07	0.00	0.00	0.00	69.07	
<b>Account Number</b>	<b>Account Name</b>		<b>Project Account Key</b>		<b>Amount</b>	<b>Percent</b>				
<a href="#">02-11-00-530563</a>	COMPUTERS				69.07	100.00%				

Payable Register

Packet: APPKT06652 - 0623 PURCHASING CARD

Payable #	Payable Type	Post Date	Payable Date	Due Date	Discount Date	Amount	Tax	Shipping	Discount	Total
<b>Payable Description Items</b>										
<b>Item Description</b>										
HP PRINTER - BEACH (50%)	Commodity		0.00	0.00	117.49	0.00	0.00	0.00		117.49
<b>Distributions</b>										
<b>Account Number</b>	<b>Account Name</b>		<b>Project Account Key</b>		<b>Amount</b>	<b>Percent</b>				
<a href="#">02-11-00-530563</a>	COMPUTERS				117.49	100.00%				
<b>Items</b>										
<b>Item Description</b>										
COMPUTER BOAT HOUSE (50%)	Commodity		0.00	0.00	441.75	0.00	0.00	0.00		441.75
<b>Distributions</b>										
<b>Account Number</b>	<b>Account Name</b>		<b>Project Account Key</b>		<b>Amount</b>	<b>Percent</b>				
<a href="#">02-11-00-530563</a>	COMPUTERS				441.75	100.00%				
<b>Items</b>										
<b>Item Description</b>										
CR SOUND SYSTEM MICROPHONE AUX	Commodity		0.00	0.00	-8.66	0.00	0.00	0.00		-8.66
<b>MAIN BEACH Distributions</b>										
<b>Account Number</b>	<b>Account Name</b>		<b>Project Account Key</b>		<b>Amount</b>	<b>Percent</b>				
<a href="#">02-62-00-503209</a>	ADULT FITNESS COMMODITIES				-8.66	100.00%				
<b>Items</b>										
<b>Item Description</b>										
CR SOUND SYSTEM MICROPHONE AUX	Commodity		0.00	0.00	-6.95	0.00	0.00	0.00		-6.95
<b>MAIN BEACH Distributions</b>										
<b>Account Number</b>	<b>Account Name</b>		<b>Project Account Key</b>		<b>Amount</b>	<b>Percent</b>				
<a href="#">02-62-00-503209</a>	ADULT FITNESS COMMODITIES				-6.95	100.00%				
<b>Items</b>										
<b>Item Description</b>										
MICROPHONE SPLITTER	Commodity		0.00	0.00	12.94	0.00	0.00	0.00		12.94
<b>Distributions</b>										
<b>Account Number</b>	<b>Account Name</b>		<b>Project Account Key</b>		<b>Amount</b>	<b>Percent</b>				
<a href="#">02-62-00-503209</a>	ADULT FITNESS COMMODITIES				12.94	100.00%				
<b>Items</b>										
<b>Item Description</b>										
SOUND SYSTEM MICROPHONE AUX	Commodity		0.00	0.00	24.31	0.00	0.00	0.00		24.31
<b>MAIN BEACH Distributions</b>										
<b>Account Number</b>	<b>Account Name</b>		<b>Project Account Key</b>		<b>Amount</b>	<b>Percent</b>				
<a href="#">02-62-00-503209</a>	ADULT FITNESS COMMODITIES				24.31	100.00%				
<b>Items</b>										
<b>Item Description</b>										
KEY TAGS	Commodity		0.00	0.00	32.79	0.00	0.00	0.00		32.79
<b>Distributions</b>										
<b>Account Number</b>	<b>Account Name</b>		<b>Project Account Key</b>		<b>Amount</b>	<b>Percent</b>				
<a href="#">02-62-00-503209</a>	ADULT FITNESS COMMODITIES				32.79	100.00%				
<b>Items</b>										
<b>Item Description</b>										
FITNESS EQUIPMENT	Commodity		0.00	0.00	293.91	0.00	0.00	0.00		293.91
<b>Distributions</b>										
<b>Account Number</b>	<b>Account Name</b>		<b>Project Account Key</b>		<b>Amount</b>	<b>Percent</b>				
<a href="#">02-62-00-503209</a>	ADULT FITNESS COMMODITIES				293.91	100.00%				
<b>Items</b>										
<b>Item Description</b>										
BARLINA HOUSE ELECTRIC	Commodity		0.00	0.00	250.47	0.00	0.00	0.00		250.47
<b>Distributions</b>										
<b>Account Number</b>	<b>Account Name</b>		<b>Project Account Key</b>		<b>Amount</b>	<b>Percent</b>				
<a href="#">02-63-00-502133</a>	EDUCATION/PRE-SCHOOL CONTRA...				250.47	100.00%				



Payable Register

Payable #	Payable Type	Post Date	Payable Date	Due Date	Discount Date	Amount	Tax	Shipping	Discount	Total
Payable Description	Bank Code				On Hold					
<b>Items</b>										
<b>Item Description</b>	<b>Commodity</b>		<b>Units</b>	<b>Price</b>		<b>Amount</b>	<b>Tax</b>	<b>Shipping</b>	<b>Discount</b>	<b>Total</b>
VERIZON MAY 2023 (1.71%) Distributions	NA		0.00	0.00		49.26	0.00	0.00	0.00	49.26
<b>Account Number</b>	<b>Account Name</b>		<b>Project Account Key</b>			<b>Amount</b>	<b>Percent</b>			
<a href="#">02-63-00-502133</a>	EDUCATION/PRE-SCHOOL CONTRA...					49.26	100.00%			
<b>Items</b>										
<b>Item Description</b>	<b>Commodity</b>		<b>Units</b>	<b>Price</b>		<b>Amount</b>	<b>Tax</b>	<b>Shipping</b>	<b>Discount</b>	<b>Total</b>
BARLINA PHONES, INTERNET (10.43%) Distributions	NA		0.00	0.00		215.05	0.00	0.00	0.00	215.05
<b>Account Number</b>	<b>Account Name</b>		<b>Project Account Key</b>			<b>Amount</b>	<b>Percent</b>			
<a href="#">02-63-00-502133</a>	EDUCATION/PRE-SCHOOL CONTRA...					215.05	100.00%			
<b>Items</b>										
<b>Item Description</b>	<b>Commodity</b>		<b>Units</b>	<b>Price</b>		<b>Amount</b>	<b>Tax</b>	<b>Shipping</b>	<b>Discount</b>	<b>Total</b>
CAMP FIELD TRIP Distributions	NA		0.00	0.00		1,200.00	0.00	0.00	0.00	1,200.00
<b>Account Number</b>	<b>Account Name</b>		<b>Project Account Key</b>			<b>Amount</b>	<b>Percent</b>			
<a href="#">02-63-00-502186</a>	CAMP/YOUNG EXPLORERS CONTRA...					1,200.00	100.00%			
<b>Items</b>										
<b>Item Description</b>	<b>Commodity</b>		<b>Units</b>	<b>Price</b>		<b>Amount</b>	<b>Tax</b>	<b>Shipping</b>	<b>Discount</b>	<b>Total</b>
CAMP FEILD TRIP Distributions	NA		0.00	0.00		135.69	0.00	0.00	0.00	135.69
<b>Account Number</b>	<b>Account Name</b>		<b>Project Account Key</b>			<b>Amount</b>	<b>Percent</b>			
<a href="#">02-63-00-502186</a>	CAMP/YOUNG EXPLORERS CONTRA...					135.69	100.00%			
<b>Items</b>										
<b>Item Description</b>	<b>Commodity</b>		<b>Units</b>	<b>Price</b>		<b>Amount</b>	<b>Tax</b>	<b>Shipping</b>	<b>Discount</b>	<b>Total</b>
PEE WEE TRIP Distributions	NA		0.00	0.00		450.00	0.00	0.00	0.00	450.00
<b>Account Number</b>	<b>Account Name</b>		<b>Project Account Key</b>			<b>Amount</b>	<b>Percent</b>			
<a href="#">02-63-00-502186</a>	CAMP/YOUNG EXPLORERS CONTRA...					450.00	100.00%			
<b>Items</b>										
<b>Item Description</b>	<b>Commodity</b>		<b>Units</b>	<b>Price</b>		<b>Amount</b>	<b>Tax</b>	<b>Shipping</b>	<b>Discount</b>	<b>Total</b>
PEE WEE TRIP Distributions	NA		0.00	0.00		871.99	0.00	0.00	0.00	871.99
<b>Account Number</b>	<b>Account Name</b>		<b>Project Account Key</b>			<b>Amount</b>	<b>Percent</b>			
<a href="#">02-63-00-502186</a>	CAMP/YOUNG EXPLORERS CONTRA...					871.99	100.00%			
<b>Items</b>										
<b>Item Description</b>	<b>Commodity</b>		<b>Units</b>	<b>Price</b>		<b>Amount</b>	<b>Tax</b>	<b>Shipping</b>	<b>Discount</b>	<b>Total</b>
PEE WEE TRIP Distributions	NA		0.00	0.00		920.00	0.00	0.00	0.00	920.00
<b>Account Number</b>	<b>Account Name</b>		<b>Project Account Key</b>			<b>Amount</b>	<b>Percent</b>			
<a href="#">02-63-00-502186</a>	CAMP/YOUNG EXPLORERS CONTRA...					920.00	100.00%			
<b>Items</b>										
<b>Item Description</b>	<b>Commodity</b>		<b>Units</b>	<b>Price</b>		<b>Amount</b>	<b>Tax</b>	<b>Shipping</b>	<b>Discount</b>	<b>Total</b>
JUNIOR CAMP TRIP Distributions	NA		0.00	0.00		950.00	0.00	0.00	0.00	950.00
<b>Account Number</b>	<b>Account Name</b>		<b>Project Account Key</b>			<b>Amount</b>	<b>Percent</b>			
<a href="#">02-63-00-502186</a>	CAMP/YOUNG EXPLORERS CONTRA...					950.00	100.00%			
<b>Items</b>										
<b>Item Description</b>	<b>Commodity</b>		<b>Units</b>	<b>Price</b>		<b>Amount</b>	<b>Tax</b>	<b>Shipping</b>	<b>Discount</b>	<b>Total</b>
PEE WEE, JR, SR TRIP DEPOSIT Distributions	NA		0.00	0.00		1,046.25	0.00	0.00	0.00	1,046.25
<b>Account Number</b>	<b>Account Name</b>		<b>Project Account Key</b>			<b>Amount</b>	<b>Percent</b>			
<a href="#">02-63-00-502186</a>	CAMP/YOUNG EXPLORERS CONTRA...					1,046.25	100.00%			
<b>Items</b>										
<b>Item Description</b>	<b>Commodity</b>		<b>Units</b>	<b>Price</b>		<b>Amount</b>	<b>Tax</b>	<b>Shipping</b>	<b>Discount</b>	<b>Total</b>
SENIOR TRIP Distributions	NA		0.00	0.00		1,128.00	0.00	0.00	0.00	1,128.00
<b>Account Number</b>	<b>Account Name</b>		<b>Project Account Key</b>			<b>Amount</b>	<b>Percent</b>			
<a href="#">02-63-00-502186</a>	CAMP/YOUNG EXPLORERS CONTRA...					1,128.00	100.00%			

Payable Register

Payable #	Payable Type	Post Date	Payable Date	Due Date	Discount Date	Amount	Tax	Shipping	Discount	Total
<b>Payable Description</b>										
<b>Items</b>										
<b>Item Description</b>	<b>Commodity</b>		<b>Units</b>	<b>Price</b>	<b>Amount</b>	<b>Tax</b>	<b>Shipping</b>	<b>Discount</b>	<b>Total</b>	
SENIOR TRIP Distributions	NA		0.00	0.00	1,154.23	0.00	0.00	0.00	1,154.23	
<b>Account Number</b>	<b>Account Name</b>		<b>Project Account Key</b>		<b>Amount</b>	<b>Percent</b>				
<a href="#">02-63-00-502186</a>	CAMP/YOUNG EXPLORERS CONTRA...				1,154.23	100.00%				
<b>Items</b>										
<b>Item Description</b>	<b>Commodity</b>		<b>Units</b>	<b>Price</b>	<b>Amount</b>	<b>Tax</b>	<b>Shipping</b>	<b>Discount</b>	<b>Total</b>	
JUNIOR CAMP TRIP Distributions	NA		0.00	0.00	1,483.99	0.00	0.00	0.00	1,483.99	
<b>Account Number</b>	<b>Account Name</b>		<b>Project Account Key</b>		<b>Amount</b>	<b>Percent</b>				
<a href="#">02-63-00-502186</a>	CAMP/YOUNG EXPLORERS CONTRA...				1,483.99	100.00%				
<b>Items</b>										
<b>Item Description</b>	<b>Commodity</b>		<b>Units</b>	<b>Price</b>	<b>Amount</b>	<b>Tax</b>	<b>Shipping</b>	<b>Discount</b>	<b>Total</b>	
JUNIOR CAMP TRIP Distributions	NA		0.00	0.00	1,500.00	0.00	0.00	0.00	1,500.00	
<b>Account Number</b>	<b>Account Name</b>		<b>Project Account Key</b>		<b>Amount</b>	<b>Percent</b>				
<a href="#">02-63-00-502186</a>	CAMP/YOUNG EXPLORERS CONTRA...				1,500.00	100.00%				
<b>Items</b>										
<b>Item Description</b>	<b>Commodity</b>		<b>Units</b>	<b>Price</b>	<b>Amount</b>	<b>Tax</b>	<b>Shipping</b>	<b>Discount</b>	<b>Total</b>	
SENIOR TRIP Distributions	NA		0.00	0.00	1,823.99	0.00	0.00	0.00	1,823.99	
<b>Account Number</b>	<b>Account Name</b>		<b>Project Account Key</b>		<b>Amount</b>	<b>Percent</b>				
<a href="#">02-63-00-502186</a>	CAMP/YOUNG EXPLORERS CONTRA...				1,823.99	100.00%				
<b>Items</b>										
<b>Item Description</b>	<b>Commodity</b>		<b>Units</b>	<b>Price</b>	<b>Amount</b>	<b>Tax</b>	<b>Shipping</b>	<b>Discount</b>	<b>Total</b>	
PEE WEE, JUNIOR TRIP Distributions	NA		0.00	0.00	2,260.00	0.00	0.00	0.00	2,260.00	
<b>Account Number</b>	<b>Account Name</b>		<b>Project Account Key</b>		<b>Amount</b>	<b>Percent</b>				
<a href="#">02-63-00-502186</a>	CAMP/YOUNG EXPLORERS CONTRA...				2,260.00	100.00%				
<b>Items</b>										
<b>Item Description</b>	<b>Commodity</b>		<b>Units</b>	<b>Price</b>	<b>Amount</b>	<b>Tax</b>	<b>Shipping</b>	<b>Discount</b>	<b>Total</b>	
PEE WEE JUNIOR, SENIOR TRIP Distributions	NA		0.00	0.00	6,000.00	0.00	0.00	0.00	6,000.00	
<b>Account Number</b>	<b>Account Name</b>		<b>Project Account Key</b>		<b>Amount</b>	<b>Percent</b>				
<a href="#">02-63-00-502186</a>	CAMP/YOUNG EXPLORERS CONTRA...				6,000.00	100.00%				
<b>Items</b>										
<b>Item Description</b>	<b>Commodity</b>		<b>Units</b>	<b>Price</b>	<b>Amount</b>	<b>Tax</b>	<b>Shipping</b>	<b>Discount</b>	<b>Total</b>	
ACCREDITATION VISITORS LUNCH Distributions	NA		0.00	0.00	44.99	0.00	0.00	0.00	44.99	
<b>Account Number</b>	<b>Account Name</b>		<b>Project Account Key</b>		<b>Amount</b>	<b>Percent</b>				
<a href="#">02-63-00-502187</a>	E.T. CAMP CONTRACTUAL SVCS				44.99	100.00%				
<b>Items</b>										
<b>Item Description</b>	<b>Commodity</b>		<b>Units</b>	<b>Price</b>	<b>Amount</b>	<b>Tax</b>	<b>Shipping</b>	<b>Discount</b>	<b>Total</b>	
TEEN TRIP DEPOSIT Distributions	NA		0.00	0.00	279.00	0.00	0.00	0.00	279.00	
<b>Account Number</b>	<b>Account Name</b>		<b>Project Account Key</b>		<b>Amount</b>	<b>Percent</b>				
<a href="#">02-63-00-502188</a>	JR HIGH & TEEN CAMPS CONTRACT...				279.00	100.00%				
<b>Items</b>										
<b>Item Description</b>	<b>Commodity</b>		<b>Units</b>	<b>Price</b>	<b>Amount</b>	<b>Tax</b>	<b>Shipping</b>	<b>Discount</b>	<b>Total</b>	
TEEN TRIP Distributions	NA		0.00	0.00	535.68	0.00	0.00	0.00	535.68	
<b>Account Number</b>	<b>Account Name</b>		<b>Project Account Key</b>		<b>Amount</b>	<b>Percent</b>				
<a href="#">02-63-00-502188</a>	JR HIGH & TEEN CAMPS CONTRACT...				535.68	100.00%				
<b>Items</b>										
<b>Item Description</b>	<b>Commodity</b>		<b>Units</b>	<b>Price</b>	<b>Amount</b>	<b>Tax</b>	<b>Shipping</b>	<b>Discount</b>	<b>Total</b>	
TEEN TRIP Distributions	NA		0.00	0.00	990.00	0.00	0.00	0.00	990.00	
<b>Account Number</b>	<b>Account Name</b>		<b>Project Account Key</b>		<b>Amount</b>	<b>Percent</b>				
<a href="#">02-63-00-502188</a>	JR HIGH & TEEN CAMPS CONTRACT...				990.00	100.00%				

Payable Register

Packet: APPKT06652 - 0623 PURCHASING CARD

Payable #	Payable Type	Post Date	Payable Date	Due Date	Discount Date	Amount	Tax	Shipping	Discount	Total
Payable Description		Bank Code	On Hold							
Items										
Item Description	Commodity		Units	Price	Amount	Tax	Shipping	Discount	Total	
TEEN TRIP Distributions	NA		0.00	0.00	1,056.00	0.00	0.00	0.00	1,056.00	
Account Number	Account Name	Project Account Key			Amount	Percent				
<a href="#">02-63-00-502188</a>	JR HIGH & TEEN CAMPS CONTRACT...				1,056.00	100.00%				
Items										
Item Description	Commodity		Units	Price	Amount	Tax	Shipping	Discount	Total	
TEEN TRIP Distributions	NA		0.00	0.00	1,169.10	0.00	0.00	0.00	1,169.10	
Account Number	Account Name	Project Account Key			Amount	Percent				
<a href="#">02-63-00-502188</a>	JR HIGH & TEEN CAMPS CONTRACT...				1,169.10	100.00%				
Items										
Item Description	Commodity		Units	Price	Amount	Tax	Shipping	Discount	Total	
TEEN TRIP Distributions	NA		0.00	0.00	1,211.99	0.00	0.00	0.00	1,211.99	
Account Number	Account Name	Project Account Key			Amount	Percent				
<a href="#">02-63-00-502188</a>	JR HIGH & TEEN CAMPS CONTRACT...				1,211.99	100.00%				
Items										
Item Description	Commodity		Units	Price	Amount	Tax	Shipping	Discount	Total	
TEEN TRIP Distributions	NA		0.00	0.00	2,548.45	0.00	0.00	0.00	2,548.45	
Account Number	Account Name	Project Account Key			Amount	Percent				
<a href="#">02-63-00-502188</a>	JR HIGH & TEEN CAMPS CONTRACT...				2,548.45	100.00%				
Items										
Item Description	Commodity		Units	Price	Amount	Tax	Shipping	Discount	Total	
ROTARY BUILDING PHONES, INTERNET (50%) Distributions	NA		0.00	0.00	156.12	0.00	0.00	0.00	156.12	
Account Number	Account Name	Project Account Key			Amount	Percent				
<a href="#">02-63-00-502220</a>	EXTENDED TIME CONTRACTUAL SV...				156.12	100.00%				
Items										
Item Description	Commodity		Units	Price	Amount	Tax	Shipping	Discount	Total	
VERIZON MAY 2023 (11.99%) Distributions	NA		0.00	0.00	344.82	0.00	0.00	0.00	344.82	
Account Number	Account Name	Project Account Key			Amount	Percent				
<a href="#">02-63-00-502220</a>	EXTENDED TIME CONTRACTUAL SV...				344.82	100.00%				
Items										
Item Description	Commodity		Units	Price	Amount	Tax	Shipping	Discount	Total	
BUBBLE GUM SLIME CLASS 6/27 Distributions	NA		0.00	0.00	277.20	0.00	0.00	0.00	277.20	
Account Number	Account Name	Project Account Key			Amount	Percent				
<a href="#">02-63-00-502287</a>	YOUTH SPECIALTY CLASSES CONTR...				277.20	100.00%				
Items										
Item Description	Commodity		Units	Price	Amount	Tax	Shipping	Discount	Total	
ICE PACKS, ANTISEPTIC WIPES Distributions	NA		0.00	0.00	144.05	0.00	0.00	0.00	144.05	
Account Number	Account Name	Project Account Key			Amount	Percent				
<a href="#">02-63-00-503186</a>	CAMP/YOUNG EXPLORERS COMM...				144.05	100.00%				
Items										
Item Description	Commodity		Units	Price	Amount	Tax	Shipping	Discount	Total	
DANCE COSTUME SHIRT Distributions	NA		0.00	0.00	7.13	0.00	0.00	0.00	7.13	
Account Number	Account Name	Project Account Key			Amount	Percent				
<a href="#">02-64-00-503205</a>	ADULT/YOUTH DANCE COMMODITI...				7.13	100.00%				

Payable Register

Packet: APPKT06652 - 0623 PURCHASING CARD

Payable #	Payable Type	Post Date	Payable Date	Due Date	Discount Date	Amount	Tax	Shipping	Discount	Total
Payable Description	Bank Code				On Hold					
<b>Items</b>										
<b>Item Description</b>	<b>Commodity</b>		<b>Units</b>	<b>Price</b>		<b>Amount</b>	<b>Tax</b>	<b>Shipping</b>	<b>Discount</b>	<b>Total</b>
SUPPLIES DANCE CAMP Distributions	NA		0.00	0.00		7.50	0.00	0.00	0.00	7.50
<b>Account Number</b>	<b>Account Name</b>		<b>Project Account Key</b>			<b>Amount</b>	<b>Percent</b>			
<a href="#">02-64-00-503205</a>	ADULT/YOUTH DANCE COMMODITI...					7.50	100.00%			
<b>Items</b>										
<b>Item Description</b>	<b>Commodity</b>		<b>Units</b>	<b>Price</b>		<b>Amount</b>	<b>Tax</b>	<b>Shipping</b>	<b>Discount</b>	<b>Total</b>
DANCE COSTUME SHIRT Distributions	NA		0.00	0.00		7.63	0.00	0.00	0.00	7.63
<b>Account Number</b>	<b>Account Name</b>		<b>Project Account Key</b>			<b>Amount</b>	<b>Percent</b>			
<a href="#">02-64-00-503205</a>	ADULT/YOUTH DANCE COMMODITI...					7.63	100.00%			
<b>Items</b>										
<b>Item Description</b>	<b>Commodity</b>		<b>Units</b>	<b>Price</b>		<b>Amount</b>	<b>Tax</b>	<b>Shipping</b>	<b>Discount</b>	<b>Total</b>
HAIR SPRAY DANCE CAMP Distributions	NA		0.00	0.00		20.00	0.00	0.00	0.00	20.00
<b>Account Number</b>	<b>Account Name</b>		<b>Project Account Key</b>			<b>Amount</b>	<b>Percent</b>			
<a href="#">02-64-00-503205</a>	ADULT/YOUTH DANCE COMMODITI...					20.00	100.00%			
<b>Items</b>										
<b>Item Description</b>	<b>Commodity</b>		<b>Units</b>	<b>Price</b>		<b>Amount</b>	<b>Tax</b>	<b>Shipping</b>	<b>Discount</b>	<b>Total</b>
HAIR SPRAY DANCE CAMP Distributions	NA		0.00	0.00		20.00	0.00	0.00	0.00	20.00
<b>Account Number</b>	<b>Account Name</b>		<b>Project Account Key</b>			<b>Amount</b>	<b>Percent</b>			
<a href="#">02-64-00-503205</a>	ADULT/YOUTH DANCE COMMODITI...					20.00	100.00%			
<b>Items</b>										
<b>Item Description</b>	<b>Commodity</b>		<b>Units</b>	<b>Price</b>		<b>Amount</b>	<b>Tax</b>	<b>Shipping</b>	<b>Discount</b>	<b>Total</b>
SUPPLIES DANCE CAMP CRAFTS Distributions	NA		0.00	0.00		23.97	0.00	0.00	0.00	23.97
<b>Account Number</b>	<b>Account Name</b>		<b>Project Account Key</b>			<b>Amount</b>	<b>Percent</b>			
<a href="#">02-64-00-503205</a>	ADULT/YOUTH DANCE COMMODITI...					23.97	100.00%			
<b>Items</b>										
<b>Item Description</b>	<b>Commodity</b>		<b>Units</b>	<b>Price</b>		<b>Amount</b>	<b>Tax</b>	<b>Shipping</b>	<b>Discount</b>	<b>Total</b>
SUPPLIES DANCE CAMP CRAFTS Distributions	NA		0.00	0.00		29.97	0.00	0.00	0.00	29.97
<b>Account Number</b>	<b>Account Name</b>		<b>Project Account Key</b>			<b>Amount</b>	<b>Percent</b>			
<a href="#">02-64-00-503205</a>	ADULT/YOUTH DANCE COMMODITI...					29.97	100.00%			
<b>Items</b>										
<b>Item Description</b>	<b>Commodity</b>		<b>Units</b>	<b>Price</b>		<b>Amount</b>	<b>Tax</b>	<b>Shipping</b>	<b>Discount</b>	<b>Total</b>
SUPPLIES DANCE CAMP CRAFTS Distributions	NA		0.00	0.00		31.47	0.00	0.00	0.00	31.47
<b>Account Number</b>	<b>Account Name</b>		<b>Project Account Key</b>			<b>Amount</b>	<b>Percent</b>			
<a href="#">02-64-00-503205</a>	ADULT/YOUTH DANCE COMMODITI...					31.47	100.00%			
<b>Items</b>										
<b>Item Description</b>	<b>Commodity</b>		<b>Units</b>	<b>Price</b>		<b>Amount</b>	<b>Tax</b>	<b>Shipping</b>	<b>Discount</b>	<b>Total</b>
FLIP FLOPS DANCE CAMP CRAFT Distributions	NA		0.00	0.00		41.60	0.00	0.00	0.00	41.60
<b>Account Number</b>	<b>Account Name</b>		<b>Project Account Key</b>			<b>Amount</b>	<b>Percent</b>			
<a href="#">02-64-00-503205</a>	ADULT/YOUTH DANCE COMMODITI...					41.60	100.00%			
<b>Items</b>										
<b>Item Description</b>	<b>Commodity</b>		<b>Units</b>	<b>Price</b>		<b>Amount</b>	<b>Tax</b>	<b>Shipping</b>	<b>Discount</b>	<b>Total</b>
SUPPLIES TINY TOTS DANCE CAMP Distributions	NA		0.00	0.00		46.25	0.00	0.00	0.00	46.25
<b>Account Number</b>	<b>Account Name</b>		<b>Project Account Key</b>			<b>Amount</b>	<b>Percent</b>			
<a href="#">02-64-00-503205</a>	ADULT/YOUTH DANCE COMMODITI...					46.25	100.00%			
<b>Items</b>										
<b>Item Description</b>	<b>Commodity</b>		<b>Units</b>	<b>Price</b>		<b>Amount</b>	<b>Tax</b>	<b>Shipping</b>	<b>Discount</b>	<b>Total</b>
CRAFT SUPPLIES DANCE CAMP Distributions	NA		0.00	0.00		74.15	0.00	0.00	0.00	74.15
<b>Account Number</b>	<b>Account Name</b>		<b>Project Account Key</b>			<b>Amount</b>	<b>Percent</b>			
<a href="#">02-64-00-503205</a>	ADULT/YOUTH DANCE COMMODITI...					74.15	100.00%			

**Payable Register**

Packet: APPKT06652 - 0623 PURCHASING CARD

Payable #	Payable Type	Post Date	Payable Date	Due Date	Discount Date	Amount	Tax	Shipping	Discount	Total
Payable Description	Bank Code				On Hold					
<b>Items</b>										
<b>Item Description</b>	<b>Commodity</b>		<b>Units</b>	<b>Price</b>		<b>Amount</b>	<b>Tax</b>	<b>Shipping</b>	<b>Discount</b>	<b>Total</b>
DANCE COSTUMES Distributions	NA		0.00	0.00		127.65	0.00	0.00	0.00	127.65
<b>Account Number</b>	<b>Account Name</b>		<b>Project Account Key</b>			<b>Amount</b>	<b>Percent</b>			
<a href="#">02-64-00-503205</a>	ADULT/YOUTH DANCE COMMODITI...					127.65	100.00%			
<b>Items</b>										
<b>Item Description</b>	<b>Commodity</b>		<b>Units</b>	<b>Price</b>		<b>Amount</b>	<b>Tax</b>	<b>Shipping</b>	<b>Discount</b>	<b>Total</b>
DANCE CAMP SUPPLIES Distributions	NA		0.00	0.00		170.78	0.00	0.00	0.00	170.78
<b>Account Number</b>	<b>Account Name</b>		<b>Project Account Key</b>			<b>Amount</b>	<b>Percent</b>			
<a href="#">02-64-00-503205</a>	ADULT/YOUTH DANCE COMMODITI...					170.78	100.00%			
<b>Items</b>										
<b>Item Description</b>	<b>Commodity</b>		<b>Units</b>	<b>Price</b>		<b>Amount</b>	<b>Tax</b>	<b>Shipping</b>	<b>Discount</b>	<b>Total</b>
DANCE COSTUMES Distributions	NA		0.00	0.00		361.05	0.00	0.00	0.00	361.05
<b>Account Number</b>	<b>Account Name</b>		<b>Project Account Key</b>			<b>Amount</b>	<b>Percent</b>			
<a href="#">02-64-00-503205</a>	ADULT/YOUTH DANCE COMMODITI...					361.05	100.00%			
<b>Items</b>										
<b>Item Description</b>	<b>Commodity</b>		<b>Units</b>	<b>Price</b>		<b>Amount</b>	<b>Tax</b>	<b>Shipping</b>	<b>Discount</b>	<b>Total</b>
POMS DANCE CAMP Distributions	NA		0.00	0.00		510.10	0.00	0.00	0.00	510.10
<b>Account Number</b>	<b>Account Name</b>		<b>Project Account Key</b>			<b>Amount</b>	<b>Percent</b>			
<a href="#">02-64-00-503205</a>	ADULT/YOUTH DANCE COMMODITI...					510.10	100.00%			
<b>Items</b>										
<b>Item Description</b>	<b>Commodity</b>		<b>Units</b>	<b>Price</b>		<b>Amount</b>	<b>Tax</b>	<b>Shipping</b>	<b>Discount</b>	<b>Total</b>
HAPKIDO BELT Distributions	NA		0.00	0.00		11.25	0.00	0.00	0.00	11.25
<b>Account Number</b>	<b>Account Name</b>		<b>Project Account Key</b>			<b>Amount</b>	<b>Percent</b>			
<a href="#">02-64-00-503283</a>	HAPKIDO COMMODITIES					11.25	100.00%			
<b>Items</b>										
<b>Item Description</b>	<b>Commodity</b>		<b>Units</b>	<b>Price</b>		<b>Amount</b>	<b>Tax</b>	<b>Shipping</b>	<b>Discount</b>	<b>Total</b>
HAPKIDO BELT Distributions	NA		0.00	0.00		11.25	0.00	0.00	0.00	11.25
<b>Account Number</b>	<b>Account Name</b>		<b>Project Account Key</b>			<b>Amount</b>	<b>Percent</b>			
<a href="#">02-64-00-503283</a>	HAPKIDO COMMODITIES					11.25	100.00%			
<b>Items</b>										
<b>Item Description</b>	<b>Commodity</b>		<b>Units</b>	<b>Price</b>		<b>Amount</b>	<b>Tax</b>	<b>Shipping</b>	<b>Discount</b>	<b>Total</b>
BEAUTY AND THE BEAST JR. CAST AWARDS Distributions	NA		0.00	0.00		45.00	0.00	0.00	0.00	45.00
<b>Account Number</b>	<b>Account Name</b>		<b>Project Account Key</b>			<b>Amount</b>	<b>Percent</b>			
<a href="#">02-64-00-503383</a>	THEATER/VOICE COMMODITIES					45.00	100.00%			
<b>Items</b>										
<b>Item Description</b>	<b>Commodity</b>		<b>Units</b>	<b>Price</b>		<b>Amount</b>	<b>Tax</b>	<b>Shipping</b>	<b>Discount</b>	<b>Total</b>
FLOWERS, CARDS THEATE... Distributions	NA		0.00	0.00		45.49	0.00	0.00	0.00	45.49
<b>Account Number</b>	<b>Account Name</b>		<b>Project Account Key</b>			<b>Amount</b>	<b>Percent</b>			
<a href="#">02-64-00-503383</a>	THEATER/VOICE COMMODITIES					45.49	100.00%			
<b>Items</b>										
<b>Item Description</b>	<b>Commodity</b>		<b>Units</b>	<b>Price</b>		<b>Amount</b>	<b>Tax</b>	<b>Shipping</b>	<b>Discount</b>	<b>Total</b>
THEATER STAFF MEAL Distributions	NA		0.00	0.00		91.38	0.00	0.00	0.00	91.38
<b>Account Number</b>	<b>Account Name</b>		<b>Project Account Key</b>			<b>Amount</b>	<b>Percent</b>			
<a href="#">02-64-00-503383</a>	THEATER/VOICE COMMODITIES					91.38	100.00%			

**Payable Register**

Packet: APPKT06652 - 0623 PURCHASING CARD

Payable #	Payable Type	Post Date	Payable Date	Due Date	Discount Date	Amount	Tax	Shipping	Discount	Total
Payable Description	Bank Code				On Hold					
<b>Item Description</b>	<b>Commodity</b>		<b>Units</b>	<b>Price</b>		<b>Amount</b>	<b>Tax</b>	<b>Shipping</b>	<b>Discount</b>	<b>Total</b>
BEAUTY AND THE BEAST JR. MEAL	NA		0.00	0.00		121.49	0.00	0.00	0.00	121.49
<b>Distributions</b>										
<b>Account Number</b>	<b>Account Name</b>		<b>Project Account Key</b>			<b>Amount</b>	<b>Percent</b>			
<a href="#">02-64-00-503383</a>	THEATER/VOICE COMMODITIES					121.49	100.00%			
<b>Item Description</b>	<b>Commodity</b>		<b>Units</b>	<b>Price</b>		<b>Amount</b>	<b>Tax</b>	<b>Shipping</b>	<b>Discount</b>	<b>Total</b>
MTI LICENSE PETER PAN JR.	NA		0.00	0.00		815.00	0.00	0.00	0.00	815.00
<b>Distributions</b>										
<b>Account Number</b>	<b>Account Name</b>		<b>Project Account Key</b>			<b>Amount</b>	<b>Percent</b>			
<a href="#">02-64-00-503383</a>	THEATER/VOICE COMMODITIES					815.00	100.00%			
<b>Item Description</b>	<b>Commodity</b>		<b>Units</b>	<b>Price</b>		<b>Amount</b>	<b>Tax</b>	<b>Shipping</b>	<b>Discount</b>	<b>Total</b>
OUT AND ABOUT TRIP MEAL	NA		0.00	0.00		29.52	0.00	0.00	0.00	29.52
<b>Distributions</b>										
<b>Account Number</b>	<b>Account Name</b>		<b>Project Account Key</b>			<b>Amount</b>	<b>Percent</b>			
<a href="#">02-65-00-502466</a>	SENIOR TRIPS CONTRACTUAL SVCS					29.52	100.00%			
<b>Item Description</b>	<b>Commodity</b>		<b>Units</b>	<b>Price</b>		<b>Amount</b>	<b>Tax</b>	<b>Shipping</b>	<b>Discount</b>	<b>Total</b>
UMBRELLAS	NA		0.00	0.00		52.97	0.00	0.00	0.00	52.97
<b>Distributions</b>										
<b>Account Number</b>	<b>Account Name</b>		<b>Project Account Key</b>			<b>Amount</b>	<b>Percent</b>			
<a href="#">02-65-00-503466</a>	SENIOR TRIPS COMMODITIES					52.97	100.00%			
<b>Item Description</b>	<b>Commodity</b>		<b>Units</b>	<b>Price</b>		<b>Amount</b>	<b>Tax</b>	<b>Shipping</b>	<b>Discount</b>	<b>Total</b>
COFFEE CREAMER	NA		0.00	0.00		46.66	0.00	0.00	0.00	46.66
<b>Distributions</b>										
<b>Account Number</b>	<b>Account Name</b>		<b>Project Account Key</b>			<b>Amount</b>	<b>Percent</b>			
<a href="#">02-65-00-503469</a>	MISC. SENIOR PROGRAMS COMMO...					46.66	100.00%			
<b>Item Description</b>	<b>Commodity</b>		<b>Units</b>	<b>Price</b>		<b>Amount</b>	<b>Tax</b>	<b>Shipping</b>	<b>Discount</b>	<b>Total</b>
BINGO SUPPLIES	NA		0.00	0.00		55.94	0.00	0.00	0.00	55.94
<b>Distributions</b>										
<b>Account Number</b>	<b>Account Name</b>		<b>Project Account Key</b>			<b>Amount</b>	<b>Percent</b>			
<a href="#">02-65-00-503469</a>	MISC. SENIOR PROGRAMS COMMO...					55.94	100.00%			
<b>Item Description</b>	<b>Commodity</b>		<b>Units</b>	<b>Price</b>		<b>Amount</b>	<b>Tax</b>	<b>Shipping</b>	<b>Discount</b>	<b>Total</b>
ALOHA SUMMER LEIS	NA		0.00	0.00		54.21	0.00	0.00	0.00	54.21
<b>Distributions</b>										
<b>Account Number</b>	<b>Account Name</b>		<b>Project Account Key</b>			<b>Amount</b>	<b>Percent</b>			
<a href="#">02-66-00-502128</a>	SEASONAL SPECIAL EVENTS CONTR...					54.21	100.00%			
<b>Item Description</b>	<b>Commodity</b>		<b>Units</b>	<b>Price</b>		<b>Amount</b>	<b>Tax</b>	<b>Shipping</b>	<b>Discount</b>	<b>Total</b>
ALOHA SUMMER LEIS	NA		0.00	0.00		98.42	0.00	0.00	0.00	98.42
<b>Distributions</b>										
<b>Account Number</b>	<b>Account Name</b>		<b>Project Account Key</b>			<b>Amount</b>	<b>Percent</b>			
<a href="#">02-66-00-502128</a>	SEASONAL SPECIAL EVENTS CONTR...					98.42	100.00%			
<b>Item Description</b>	<b>Commodity</b>		<b>Units</b>	<b>Price</b>		<b>Amount</b>	<b>Tax</b>	<b>Shipping</b>	<b>Discount</b>	<b>Total</b>
CRAFT LADD PARK	NA		0.00	0.00		42.91	0.00	0.00	0.00	42.91
<b>Distributions</b>										
<b>Account Number</b>	<b>Account Name</b>		<b>Project Account Key</b>			<b>Amount</b>	<b>Percent</b>			
<a href="#">02-66-00-503128</a>	SEASONAL SPECIAL EVENTS COMM...					42.91	100.00%			
<b>Item Description</b>	<b>Commodity</b>		<b>Units</b>	<b>Price</b>		<b>Amount</b>	<b>Tax</b>	<b>Shipping</b>	<b>Discount</b>	<b>Total</b>
ALOHA SUMMER SUPPLIES	NA		0.00	0.00		206.32	0.00	0.00	0.00	206.32
<b>Distributions</b>										
<b>Account Number</b>	<b>Account Name</b>		<b>Project Account Key</b>			<b>Amount</b>	<b>Percent</b>			
<a href="#">02-66-00-503128</a>	SEASONAL SPECIAL EVENTS COMM...					206.32	100.00%			

Payable Register

Payable #	Payable Type	Post Date	Payable Date	Due Date	Discount Date	Amount	Tax	Shipping	Discount	Total
Payable Description	Bank Code				On Hold					
<b>Items</b>										
<b>Item Description</b>	<b>Commodity</b>		<b>Units</b>	<b>Price</b>	<b>Amount</b>	<b>Tax</b>	<b>Shipping</b>	<b>Discount</b>	<b>Total</b>	
ALOHA SUMMER SUPPLIES Distributions	NA		0.00	0.00	496.70	0.00	0.00	0.00	496.70	
<b>Account Number</b>	<b>Account Name</b>		<b>Project Account Key</b>		<b>Amount</b>	<b>Percent</b>				
<a href="#">02-66-00-503128</a>	SEASONAL SPECIAL EVENTS COMM...				496.70	100.00%				
<b>Items</b>										
<b>Item Description</b>	<b>Commodity</b>		<b>Units</b>	<b>Price</b>	<b>Amount</b>	<b>Tax</b>	<b>Shipping</b>	<b>Discount</b>	<b>Total</b>	
REFUND TO BUYER ALOHA SUMMER EVENTBRITE Distributions	NA		0.00	0.00	2.87	0.00	0.00	0.00	2.87	
<b>Account Number</b>	<b>Account Name</b>		<b>Project Account Key</b>		<b>Amount</b>	<b>Percent</b>				
<a href="#">02-66-00-503128</a>	SEASONAL SPECIAL EVENTS COMM...				2.87	100.00%				
<b>Items</b>										
<b>Item Description</b>	<b>Commodity</b>		<b>Units</b>	<b>Price</b>	<b>Amount</b>	<b>Tax</b>	<b>Shipping</b>	<b>Discount</b>	<b>Total</b>	
REFUND TO BUYER ALOHA SUMMER EVENTBRITE Distributions	NA		0.00	0.00	5.74	0.00	0.00	0.00	5.74	
<b>Account Number</b>	<b>Account Name</b>		<b>Project Account Key</b>		<b>Amount</b>	<b>Percent</b>				
<a href="#">02-66-00-503128</a>	SEASONAL SPECIAL EVENTS COMM...				5.74	100.00%				
<b>Items</b>										
<b>Item Description</b>	<b>Commodity</b>		<b>Units</b>	<b>Price</b>	<b>Amount</b>	<b>Tax</b>	<b>Shipping</b>	<b>Discount</b>	<b>Total</b>	
REFUND TO BUYER ALOHA SUMMER EVENTBRITE Distributions	NA		0.00	0.00	15.00	0.00	0.00	0.00	15.00	
<b>Account Number</b>	<b>Account Name</b>		<b>Project Account Key</b>		<b>Amount</b>	<b>Percent</b>				
<a href="#">02-66-00-503128</a>	SEASONAL SPECIAL EVENTS COMM...				15.00	100.00%				
<b>Items</b>										
<b>Item Description</b>	<b>Commodity</b>		<b>Units</b>	<b>Price</b>	<b>Amount</b>	<b>Tax</b>	<b>Shipping</b>	<b>Discount</b>	<b>Total</b>	
CR TICKETS ALOHA EVENT Distributions	NA		0.00	0.00	-1.50	0.00	0.00	0.00	-1.50	
<b>Account Number</b>	<b>Account Name</b>		<b>Project Account Key</b>		<b>Amount</b>	<b>Percent</b>				
<a href="#">02-66-00-503128</a>	SEASONAL SPECIAL EVENTS COMM...				-1.50	100.00%				
<b>Items</b>										
<b>Item Description</b>	<b>Commodity</b>		<b>Units</b>	<b>Price</b>	<b>Amount</b>	<b>Tax</b>	<b>Shipping</b>	<b>Discount</b>	<b>Total</b>	
CR TICKETS ALOHA EVENT Distributions	NA		0.00	0.00	-1.50	0.00	0.00	0.00	-1.50	
<b>Account Number</b>	<b>Account Name</b>		<b>Project Account Key</b>		<b>Amount</b>	<b>Percent</b>				
<a href="#">02-66-00-503128</a>	SEASONAL SPECIAL EVENTS COMM...				-1.50	100.00%				
<b>Items</b>										
<b>Item Description</b>	<b>Commodity</b>		<b>Units</b>	<b>Price</b>	<b>Amount</b>	<b>Tax</b>	<b>Shipping</b>	<b>Discount</b>	<b>Total</b>	
CR TICKETS ALOHA EVENT Distributions	NA		0.00	0.00	-1.50	0.00	0.00	0.00	-1.50	
<b>Account Number</b>	<b>Account Name</b>		<b>Project Account Key</b>		<b>Amount</b>	<b>Percent</b>				
<a href="#">02-66-00-503128</a>	SEASONAL SPECIAL EVENTS COMM...				-1.50	100.00%				
<b>Items</b>										
<b>Item Description</b>	<b>Commodity</b>		<b>Units</b>	<b>Price</b>	<b>Amount</b>	<b>Tax</b>	<b>Shipping</b>	<b>Discount</b>	<b>Total</b>	
CR TICKETS ALOHA EVENT Distributions	NA		0.00	0.00	-1.49	0.00	0.00	0.00	-1.49	
<b>Account Number</b>	<b>Account Name</b>		<b>Project Account Key</b>		<b>Amount</b>	<b>Percent</b>				
<a href="#">02-66-00-503128</a>	SEASONAL SPECIAL EVENTS COMM...				-1.49	100.00%				
<b>Items</b>										
<b>Item Description</b>	<b>Commodity</b>		<b>Units</b>	<b>Price</b>	<b>Amount</b>	<b>Tax</b>	<b>Shipping</b>	<b>Discount</b>	<b>Total</b>	
TICKETS ALOHA EVENT Distributions	NA		0.00	0.00	8.75	0.00	0.00	0.00	8.75	
<b>Account Number</b>	<b>Account Name</b>		<b>Project Account Key</b>		<b>Amount</b>	<b>Percent</b>				
<a href="#">02-66-00-503128</a>	SEASONAL SPECIAL EVENTS COMM...				8.75	100.00%				

Payable Register

Payable #	Payable Type	Post Date	Payable Date	Due Date	Discount Date	Amount	Tax	Shipping	Discount	Total
<b>Payable Description</b>		<b>Bank Code</b>	<b>On Hold</b>							
<b>Items</b>										
<b>Item Description</b>	<b>Commodity</b>		<b>Units</b>	<b>Price</b>	<b>Amount</b>	<b>Tax</b>	<b>Shipping</b>	<b>Discount</b>	<b>Total</b>	
TICKETS ALOHA EVENT Distributions	NA		0.00	0.00	33.76	0.00	0.00	0.00	33.76	
<b>Account Number</b>	<b>Account Name</b>		<b>Project Account Key</b>		<b>Amount</b>	<b>Percent</b>				
<a href="#">02-66-00-503128</a>	SEASONAL SPECIAL EVENTS COMM...				33.76	100.00%				
<b>Items</b>										
<b>Item Description</b>	<b>Commodity</b>		<b>Units</b>	<b>Price</b>	<b>Amount</b>	<b>Tax</b>	<b>Shipping</b>	<b>Discount</b>	<b>Total</b>	
STAFF - SANDWICHES ALOHA EVENT Distributions	NA		0.00	0.00	303.80	0.00	0.00	0.00	303.80	
<b>Account Number</b>	<b>Account Name</b>		<b>Project Account Key</b>		<b>Amount</b>	<b>Percent</b>				
<a href="#">02-66-00-503128</a>	SEASONAL SPECIAL EVENTS COMM...				303.80	100.00%				
<b>Items</b>										
<b>Item Description</b>	<b>Commodity</b>		<b>Units</b>	<b>Price</b>	<b>Amount</b>	<b>Tax</b>	<b>Shipping</b>	<b>Discount</b>	<b>Total</b>	
PINEAPPLE CUPS ALOHA SUMMER Distributions	NA		0.00	0.00	527.94	0.00	0.00	0.00	527.94	
<b>Account Number</b>	<b>Account Name</b>		<b>Project Account Key</b>		<b>Amount</b>	<b>Percent</b>				
<a href="#">02-66-00-503128</a>	SEASONAL SPECIAL EVENTS COMM...				527.94	100.00%				
<b>Items</b>										
<b>Item Description</b>	<b>Commodity</b>		<b>Units</b>	<b>Price</b>	<b>Amount</b>	<b>Tax</b>	<b>Shipping</b>	<b>Discount</b>	<b>Total</b>	
ICE PACKS (20%) Distributions	NA		0.00	0.00	28.49	0.00	0.00	0.00	28.49	
<b>Account Number</b>	<b>Account Name</b>		<b>Project Account Key</b>		<b>Amount</b>	<b>Percent</b>				
<a href="#">02-68-00-503356</a>	SPRING SOFTBALL COMMODITIES				28.49	100.00%				
<b>Items</b>										
<b>Item Description</b>	<b>Commodity</b>		<b>Units</b>	<b>Price</b>	<b>Amount</b>	<b>Tax</b>	<b>Shipping</b>	<b>Discount</b>	<b>Total</b>	
BAT PRIZES (42.86%) Distributions	NA		0.00	0.00	2,099.99	0.00	0.00	0.00	2,099.99	
<b>Account Number</b>	<b>Account Name</b>		<b>Project Account Key</b>		<b>Amount</b>	<b>Percent</b>				
<a href="#">02-68-00-503356</a>	SPRING SOFTBALL COMMODITIES				2,099.99	100.00%				
<b>Items</b>										
<b>Item Description</b>	<b>Commodity</b>		<b>Units</b>	<b>Price</b>	<b>Amount</b>	<b>Tax</b>	<b>Shipping</b>	<b>Discount</b>	<b>Total</b>	
ICE PACKS (60%) Distributions	NA		0.00	0.00	85.47	0.00	0.00	0.00	85.47	
<b>Account Number</b>	<b>Account Name</b>		<b>Project Account Key</b>		<b>Amount</b>	<b>Percent</b>				
<a href="#">02-68-00-503357</a>	SUMMER SOFTBALL COMMODITIES				85.47	100.00%				
<b>Items</b>										
<b>Item Description</b>	<b>Commodity</b>		<b>Units</b>	<b>Price</b>	<b>Amount</b>	<b>Tax</b>	<b>Shipping</b>	<b>Discount</b>	<b>Total</b>	
CO-REC SOFTBALLS Distributions	NA		0.00	0.00	1,984.33	0.00	0.00	0.00	1,984.33	
<b>Account Number</b>	<b>Account Name</b>		<b>Project Account Key</b>		<b>Amount</b>	<b>Percent</b>				
<a href="#">02-68-00-503357</a>	SUMMER SOFTBALL COMMODITIES				1,984.33	100.00%				
<b>Items</b>										
<b>Item Description</b>	<b>Commodity</b>		<b>Units</b>	<b>Price</b>	<b>Amount</b>	<b>Tax</b>	<b>Shipping</b>	<b>Discount</b>	<b>Total</b>	
BAT PRIZES (57.14%) Distributions	NA		0.00	0.00	2,800.01	0.00	0.00	0.00	2,800.01	
<b>Account Number</b>	<b>Account Name</b>		<b>Project Account Key</b>		<b>Amount</b>	<b>Percent</b>				
<a href="#">02-68-00-503357</a>	SUMMER SOFTBALL COMMODITIES				2,800.01	100.00%				
<b>Items</b>										
<b>Item Description</b>	<b>Commodity</b>		<b>Units</b>	<b>Price</b>	<b>Amount</b>	<b>Tax</b>	<b>Shipping</b>	<b>Discount</b>	<b>Total</b>	
ICE PACKS (20%) Distributions	NA		0.00	0.00	28.49	0.00	0.00	0.00	28.49	
<b>Account Number</b>	<b>Account Name</b>		<b>Project Account Key</b>		<b>Amount</b>	<b>Percent</b>				
<a href="#">02-68-00-503363</a>	SOFTBALL/FALL LEAGUE COMMODI...				28.49	100.00%				
<b>Items</b>										
<b>Item Description</b>	<b>Commodity</b>		<b>Units</b>	<b>Price</b>	<b>Amount</b>	<b>Tax</b>	<b>Shipping</b>	<b>Discount</b>	<b>Total</b>	
GARBAGE - LIPPOLD Distributions	NA		0.00	0.00	983.81	0.00	0.00	0.00	983.81	
<b>Account Number</b>	<b>Account Name</b>		<b>Project Account Key</b>		<b>Amount</b>	<b>Percent</b>				
<a href="#">02-68-00-520205</a>	GARBAGE DISPOSAL				983.81	100.00%				



**Payable Register**

Packet: APPKT06652 - 0623 PURCHASING CARD

Payable #	Payable Type	Post Date	Payable Date	Due Date	Discount Date	Amount	Tax	Shipping	Discount	Total
<b>Payable Description</b>										
<b>Items</b>										
<b>Item Description</b>	<b>Commodity</b>	<b>Bank Code</b>	<b>Units</b>	<b>Price</b>	<b>Amount</b>	<b>Tax</b>	<b>Shipping</b>	<b>Discount</b>	<b>Total</b>	
MICKEY SUND ELECTRIC (33.34%) Distributions	NA		0.00	0.00	36.41	0.00	0.00	0.00	36.41	
<b>Account Number</b>	<b>Account Name</b>	<b>Project Account Key</b>			<b>Amount</b>	<b>Percent</b>				
<a href="#">02-68-00-520206</a>	ELECTRICITY				36.41	100.00%				
<b>Items</b>										
<b>Item Description</b>	<b>Commodity</b>		<b>Units</b>	<b>Price</b>	<b>Amount</b>	<b>Tax</b>	<b>Shipping</b>	<b>Discount</b>	<b>Total</b>	
BONCOSKY EQUIPMENT Distributions	NA		0.00	0.00	6.44	0.00	0.00	0.00	6.44	
<b>Account Number</b>	<b>Account Name</b>	<b>Project Account Key</b>			<b>Amount</b>	<b>Percent</b>				
<a href="#">02-68-00-550572</a>	GROUNDS/BONCOSKY COMPLEX				6.44	100.00%				
<b>Items</b>										
<b>Item Description</b>	<b>Commodity</b>		<b>Units</b>	<b>Price</b>	<b>Amount</b>	<b>Tax</b>	<b>Shipping</b>	<b>Discount</b>	<b>Total</b>	
CLIMBING TOWER PERMIT FEE Distributions	NA		0.00	0.00	132.93	0.00	0.00	0.00	132.93	
<b>Account Number</b>	<b>Account Name</b>	<b>Project Account Key</b>			<b>Amount</b>	<b>Percent</b>				
<a href="#">08-11-00-503620</a>	NATURE PROGRAMS COMMODITIES				132.93	100.00%				
<b>Items</b>										
<b>Item Description</b>	<b>Commodity</b>		<b>Units</b>	<b>Price</b>	<b>Amount</b>	<b>Tax</b>	<b>Shipping</b>	<b>Discount</b>	<b>Total</b>	
NATURE PROGRAM SUPPLIES Distributions	NA		0.00	0.00	37.98	0.00	0.00	0.00	37.98	
<b>Account Number</b>	<b>Account Name</b>	<b>Project Account Key</b>			<b>Amount</b>	<b>Percent</b>				
<a href="#">08-11-00-503620</a>	NATURE PROGRAMS COMMODITIES				37.98	100.00%				
<b>Items</b>										
<b>Item Description</b>	<b>Commodity</b>		<b>Units</b>	<b>Price</b>	<b>Amount</b>	<b>Tax</b>	<b>Shipping</b>	<b>Discount</b>	<b>Total</b>	
NATURE CENTER ELECTRIC Distributions	NA		0.00	0.00	396.00	0.00	0.00	0.00	396.00	
<b>Account Number</b>	<b>Account Name</b>	<b>Project Account Key</b>			<b>Amount</b>	<b>Percent</b>				
<a href="#">08-11-00-520206</a>	ELECTRICITY				396.00	100.00%				
<b>Items</b>										
<b>Item Description</b>	<b>Commodity</b>		<b>Units</b>	<b>Price</b>	<b>Amount</b>	<b>Tax</b>	<b>Shipping</b>	<b>Discount</b>	<b>Total</b>	
VERIZON MAY 2023 (3.43%) Distributions	NA		0.00	0.00	98.52	0.00	0.00	0.00	98.52	
<b>Account Number</b>	<b>Account Name</b>	<b>Project Account Key</b>			<b>Amount</b>	<b>Percent</b>				
<a href="#">08-11-00-520209</a>	COMMUNICATION				98.52	100.00%				
<b>Items</b>										
<b>Item Description</b>	<b>Commodity</b>		<b>Units</b>	<b>Price</b>	<b>Amount</b>	<b>Tax</b>	<b>Shipping</b>	<b>Discount</b>	<b>Total</b>	
NATURE CENTER PHONES, INTERNET (10.62%) Distributions	NA		0.00	0.00	218.91	0.00	0.00	0.00	218.91	
<b>Account Number</b>	<b>Account Name</b>	<b>Project Account Key</b>			<b>Amount</b>	<b>Percent</b>				
<a href="#">08-11-00-520209</a>	COMMUNICATION				218.91	100.00%				
<b>Items</b>										
<b>Item Description</b>	<b>Commodity</b>		<b>Units</b>	<b>Price</b>	<b>Amount</b>	<b>Tax</b>	<b>Shipping</b>	<b>Discount</b>	<b>Total</b>	
NATURALIST SUPPLIES Distributions	NA		0.00	0.00	26.98	0.00	0.00	0.00	26.98	
<b>Account Number</b>	<b>Account Name</b>	<b>Project Account Key</b>			<b>Amount</b>	<b>Percent</b>				
<a href="#">08-11-00-530352</a>	NATURALIST'S SUPPLIES				26.98	100.00%				
<b>Items</b>										
<b>Item Description</b>	<b>Commodity</b>		<b>Units</b>	<b>Price</b>	<b>Amount</b>	<b>Tax</b>	<b>Shipping</b>	<b>Discount</b>	<b>Total</b>	
EXHIBITS Distributions	NA		0.00	0.00	428.95	0.00	0.00	0.00	428.95	
<b>Account Number</b>	<b>Account Name</b>	<b>Project Account Key</b>			<b>Amount</b>	<b>Percent</b>				
<a href="#">08-11-00-530364</a>	EXHIBITS				428.95	100.00%				

Payable Register

Payable #	Payable Type	Post Date	Payable Date	Due Date	Discount Date	Amount	Tax	Shipping	Discount	Total
Payable Description	Bank Code				On Hold					
<b>Item Description</b>	<b>Commodity</b>		<b>Units</b>	<b>Price</b>		<b>Amount</b>	<b>Tax</b>	<b>Shipping</b>	<b>Discount</b>	<b>Total</b>
EXHIBITS	NA		0.00	0.00		1,993.64	0.00	0.00	0.00	1,993.64
<b>Distributions</b>										
<b>Account Number</b>	<b>Account Name</b>		<b>Project Account Key</b>			<b>Amount</b>	<b>Percent</b>			
<a href="#">08-11-00-530364</a>	EXHIBITS					1,993.64	100.00%			
<b>Item Description</b>	<b>Commodity</b>		<b>Units</b>	<b>Price</b>		<b>Amount</b>	<b>Tax</b>	<b>Shipping</b>	<b>Discount</b>	<b>Total</b>
ANIMAL SUPPLIES	NA		0.00	0.00		98.97	0.00	0.00	0.00	98.97
<b>Distributions</b>										
<b>Account Number</b>	<b>Account Name</b>		<b>Project Account Key</b>			<b>Amount</b>	<b>Percent</b>			
<a href="#">08-11-00-530700</a>	ANIMAL CARE/SUPPLIES					98.97	100.00%			
<b>Item Description</b>	<b>Commodity</b>		<b>Units</b>	<b>Price</b>		<b>Amount</b>	<b>Tax</b>	<b>Shipping</b>	<b>Discount</b>	<b>Total</b>
GREENHOUSE SUPPLIES	NA		0.00	0.00		223.00	0.00	0.00	0.00	223.00
<b>Distributions</b>										
<b>Account Number</b>	<b>Account Name</b>		<b>Project Account Key</b>			<b>Amount</b>	<b>Percent</b>			
<a href="#">08-11-00-530705</a>	GREENHOUSE SUPPLIES					223.00	100.00%			
<b>Item Description</b>	<b>Commodity</b>		<b>Units</b>	<b>Price</b>		<b>Amount</b>	<b>Tax</b>	<b>Shipping</b>	<b>Discount</b>	<b>Total</b>
GREENHOUSE SUPPLIES	NA		0.00	0.00		252.00	0.00	0.00	0.00	252.00
<b>Distributions</b>										
<b>Account Number</b>	<b>Account Name</b>		<b>Project Account Key</b>			<b>Amount</b>	<b>Percent</b>			
<a href="#">08-11-00-530705</a>	GREENHOUSE SUPPLIES					252.00	100.00%			
<b>Item Description</b>	<b>Commodity</b>		<b>Units</b>	<b>Price</b>		<b>Amount</b>	<b>Tax</b>	<b>Shipping</b>	<b>Discount</b>	<b>Total</b>
GREENHOUSE SUPPLIES	NA		0.00	0.00		260.00	0.00	0.00	0.00	260.00
<b>Distributions</b>										
<b>Account Number</b>	<b>Account Name</b>		<b>Project Account Key</b>			<b>Amount</b>	<b>Percent</b>			
<a href="#">08-11-00-530705</a>	GREENHOUSE SUPPLIES					260.00	100.00%			
<b>Item Description</b>	<b>Commodity</b>		<b>Units</b>	<b>Price</b>		<b>Amount</b>	<b>Tax</b>	<b>Shipping</b>	<b>Discount</b>	<b>Total</b>
GREENHOUSE SUPPLIES	NA		0.00	0.00		275.00	0.00	0.00	0.00	275.00
<b>Distributions</b>										
<b>Account Number</b>	<b>Account Name</b>		<b>Project Account Key</b>			<b>Amount</b>	<b>Percent</b>			
<a href="#">08-11-00-530705</a>	GREENHOUSE SUPPLIES					275.00	100.00%			
<b>Item Description</b>	<b>Commodity</b>		<b>Units</b>	<b>Price</b>		<b>Amount</b>	<b>Tax</b>	<b>Shipping</b>	<b>Discount</b>	<b>Total</b>
GREENHOUSE SUPPLIES	NA		0.00	0.00		290.00	0.00	0.00	0.00	290.00
<b>Distributions</b>										
<b>Account Number</b>	<b>Account Name</b>		<b>Project Account Key</b>			<b>Amount</b>	<b>Percent</b>			
<a href="#">08-11-00-530705</a>	GREENHOUSE SUPPLIES					290.00	100.00%			
<b>Item Description</b>	<b>Commodity</b>		<b>Units</b>	<b>Price</b>		<b>Amount</b>	<b>Tax</b>	<b>Shipping</b>	<b>Discount</b>	<b>Total</b>
MISC SUPPLIES	NA		0.00	0.00		11.30	0.00	0.00	0.00	11.30
<b>Distributions</b>										
<b>Account Number</b>	<b>Account Name</b>		<b>Project Account Key</b>			<b>Amount</b>	<b>Percent</b>			
<a href="#">08-11-00-550601</a>	MISCELLANEOUS SUPPLIES					11.30	100.00%			
<b>Item Description</b>	<b>Commodity</b>		<b>Units</b>	<b>Price</b>		<b>Amount</b>	<b>Tax</b>	<b>Shipping</b>	<b>Discount</b>	<b>Total</b>
MISC SUPPLIES	NA		0.00	0.00		29.95	0.00	0.00	0.00	29.95
<b>Distributions</b>										
<b>Account Number</b>	<b>Account Name</b>		<b>Project Account Key</b>			<b>Amount</b>	<b>Percent</b>			
<a href="#">08-11-00-550601</a>	MISCELLANEOUS SUPPLIES					29.95	100.00%			
<b>Item Description</b>	<b>Commodity</b>		<b>Units</b>	<b>Price</b>		<b>Amount</b>	<b>Tax</b>	<b>Shipping</b>	<b>Discount</b>	<b>Total</b>
FOLDERS SWIM INSTRUCTORS	NA		0.00	0.00		51.81	0.00	0.00	0.00	51.81
<b>Distributions</b>										
<b>Account Number</b>	<b>Account Name</b>		<b>Project Account Key</b>			<b>Amount</b>	<b>Percent</b>			
<a href="#">11-11-00-503375</a>	SWIMMING-INSTRUCTION COMM...					51.81	100.00%			

Payable Register

Packet: APPKT06652 - 0623 PURCHASING CARD

Payable #	Payable Type	Post Date	Payable Date	Due Date	Discount Date	Amount	Tax	Shipping	Discount	Total
Payable Description		Bank Code	On Hold							
Items										
Item Description	Commodity		Units	Price	Amount	Tax	Shipping	Discount	Total	
BULLETIN BOARD SUPPLIES, FILM Distributions	NA		0.00	0.00	316.88	0.00	0.00	0.00	316.88	
Account Number	Account Name	Project Account Key			Amount	Percent				
<a href="#">11-11-00-530220</a>	OFFICE SUPPLIES				316.88	100.00%				
Items										
Item Description	Commodity		Units	Price	Amount	Tax	Shipping	Discount	Total	
BEACH STAFF VISORS Distributions	NA		0.00	0.00	119.94	0.00	0.00	0.00	119.94	
Account Number	Account Name	Project Account Key			Amount	Percent				
<a href="#">11-11-00-530602</a>	UNIFORMS				119.94	100.00%				
Items										
Item Description	Commodity		Units	Price	Amount	Tax	Shipping	Discount	Total	
BEACH STAFF VISORS Distributions	NA		0.00	0.00	130.70	0.00	0.00	0.00	130.70	
Account Number	Account Name	Project Account Key			Amount	Percent				
<a href="#">11-11-00-530602</a>	UNIFORMS				130.70	100.00%				
Items										
Item Description	Commodity		Units	Price	Amount	Tax	Shipping	Discount	Total	
BEACH STAFF VISORS Distributions	NA		0.00	0.00	132.31	0.00	0.00	0.00	132.31	
Account Number	Account Name	Project Account Key			Amount	Percent				
<a href="#">11-11-00-530602</a>	UNIFORMS				132.31	100.00%				
Items										
Item Description	Commodity		Units	Price	Amount	Tax	Shipping	Discount	Total	
RUBBER SNAKES Distributions	NA		0.00	0.00	19.97	0.00	0.00	0.00	19.97	
Account Number	Account Name	Project Account Key			Amount	Percent				
<a href="#">11-21-00-530515</a>	MISCELLANEOUS				19.97	100.00%				
Items										
Item Description	Commodity		Units	Price	Amount	Tax	Shipping	Discount	Total	
BRAKE WINCH Distributions	NA		0.00	0.00	133.40	0.00	0.00	0.00	133.40	
Account Number	Account Name	Project Account Key			Amount	Percent				
<a href="#">11-21-00-570530</a>	FIREWORKS				133.40	100.00%				
Items										
Item Description	Commodity		Units	Price	Amount	Tax	Shipping	Discount	Total	
BRAKE WINCH Distributions	NA		0.00	0.00	133.40	0.00	0.00	0.00	133.40	
Account Number	Account Name	Project Account Key			Amount	Percent				
<a href="#">11-21-00-570530</a>	FIREWORKS				133.40	100.00%				
Items										
Item Description	Commodity		Units	Price	Amount	Tax	Shipping	Discount	Total	
BRAKE WINCH Distributions	NA		0.00	0.00	199.99	0.00	0.00	0.00	199.99	
Account Number	Account Name	Project Account Key			Amount	Percent				
<a href="#">11-21-00-570530</a>	FIREWORKS				199.99	100.00%				
Items										
Item Description	Commodity		Units	Price	Amount	Tax	Shipping	Discount	Total	
BRAKE WINCH Distributions	NA		0.00	0.00	421.27	0.00	0.00	0.00	421.27	
Account Number	Account Name	Project Account Key			Amount	Percent				
<a href="#">11-21-00-570530</a>	FIREWORKS				421.27	100.00%				

Payable Register

Packet: APPKT06652 - 0623 PURCHASING CARD

Payable #	Payable Type	Post Date	Payable Date	Due Date	Discount Date	Amount	Tax	Shipping	Discount	Total
<b>Payable Description Items</b>										
<b>Item Description</b>										
FIREWORKS/PARADE WRISTBANDS 2500		NA	0.00	0.00	155.08	0.00	0.00	0.00	155.08	
<b>Distributions</b>										
<b>Account Number</b>	<b>Account Name</b>	<b>Project Account Key</b>			<b>Amount</b>	<b>Percent</b>				
<a href="#">11-21-00-570530</a>	FIREWORKS				155.08	100.00%				
<b>Items</b>										
<b>Item Description</b>										
FIREWORKS/PARADE WRISTBANDS 2500		NA	0.00	0.00	162.58	0.00	0.00	0.00	162.58	
<b>Distributions</b>										
<b>Account Number</b>	<b>Account Name</b>	<b>Project Account Key</b>			<b>Amount</b>	<b>Percent</b>				
<a href="#">11-21-00-570530</a>	FIREWORKS				162.58	100.00%				
<b>Items</b>										
<b>Item Description</b>										
WRISTBANDS WAVY FLAG		NA	0.00	0.00	311.58	0.00	0.00	0.00	311.58	
<b>Distributions</b>										
<b>Account Number</b>	<b>Account Name</b>	<b>Project Account Key</b>			<b>Amount</b>	<b>Percent</b>				
<a href="#">11-21-00-570530</a>	FIREWORKS				311.58	100.00%				
<b>Items</b>										
<b>Item Description</b>										
FOOD - MAIN BEACH		NA	0.00	0.00	86.82	0.00	0.00	0.00	86.82	
<b>Distributions</b>										
<b>Account Number</b>	<b>Account Name</b>	<b>Project Account Key</b>			<b>Amount</b>	<b>Percent</b>				
<a href="#">12-11-01-530003</a>	PRODUCT-FOOD				86.82	100.00%				
<b>Items</b>										
<b>Item Description</b>										
CANDY - MAIN (38.63%)		NA	0.00	0.00	58.89	0.00	0.00	0.00	58.89	
<b>Distributions</b>										
<b>Account Number</b>	<b>Account Name</b>	<b>Project Account Key</b>			<b>Amount</b>	<b>Percent</b>				
<a href="#">12-11-01-530005</a>	PRODUCT-CANDY				58.89	100.00%				
<b>Items</b>										
<b>Item Description</b>										
CANDY - MAIN (50%)		NA	0.00	0.00	83.19	0.00	0.00	0.00	83.19	
<b>Distributions</b>										
<b>Account Number</b>	<b>Account Name</b>	<b>Project Account Key</b>			<b>Amount</b>	<b>Percent</b>				
<a href="#">12-11-01-530005</a>	PRODUCT-CANDY				83.19	100.00%				
<b>Items</b>										
<b>Item Description</b>										
CANDY - MAIN (68.19%)		NA	0.00	0.00	104.09	0.00	0.00	0.00	104.09	
<b>Distributions</b>										
<b>Account Number</b>	<b>Account Name</b>	<b>Project Account Key</b>			<b>Amount</b>	<b>Percent</b>				
<a href="#">12-11-01-530005</a>	PRODUCT-CANDY				104.09	100.00%				
<b>Items</b>										
<b>Item Description</b>										
CANDY (82.03%)		NA	0.00	0.00	311.34	0.00	0.00	0.00	311.34	
<b>Distributions</b>										
<b>Account Number</b>	<b>Account Name</b>	<b>Project Account Key</b>			<b>Amount</b>	<b>Percent</b>				
<a href="#">12-11-01-530005</a>	PRODUCT-CANDY				311.34	100.00%				
<b>Items</b>										
<b>Item Description</b>										
SHAVED ICE CUPS		NA	0.00	0.00	79.95	0.00	0.00	0.00	79.95	
<b>Distributions</b>										
<b>Account Number</b>	<b>Account Name</b>	<b>Project Account Key</b>			<b>Amount</b>	<b>Percent</b>				
<a href="#">12-11-01-530010</a>	PRODUCT-ICE CREAM				79.95	100.00%				

Payable Register

Payable #	Payable Type	Post Date	Payable Date	Due Date	Discount Date	Amount	Tax	Shipping	Discount	Total
Payable Description	Bank Code				On Hold					
<b>Items</b>										
Item Description	Commodity		Units	Price	Amount	Tax	Shipping	Discount	Total	
SHAVED ICE SYRUP Distributions	NA		0.00	0.00	165.41	0.00	0.00	0.00	165.41	
Account Number	Account Name	Project Account Key	Amount	Percent						
<a href="#">12-11-01-530010</a>	PRODUCT-ICE CREAM		165.41	100.00%						
<b>Items</b>										
Item Description	Commodity		Units	Price	Amount	Tax	Shipping	Discount	Total	
SHAVED ICE SYRUP Distributions	NA		0.00	0.00	165.41	0.00	0.00	0.00	165.41	
Account Number	Account Name	Project Account Key	Amount	Percent						
<a href="#">12-11-01-530010</a>	PRODUCT-ICE CREAM		165.41	100.00%						
<b>Items</b>										
Item Description	Commodity		Units	Price	Amount	Tax	Shipping	Discount	Total	
SHAVED ICE SYRUP Distributions	NA		0.00	0.00	166.65	0.00	0.00	0.00	166.65	
Account Number	Account Name	Project Account Key	Amount	Percent						
<a href="#">12-11-01-530010</a>	PRODUCT-ICE CREAM		166.65	100.00%						
<b>Items</b>										
Item Description	Commodity		Units	Price	Amount	Tax	Shipping	Discount	Total	
SHAVED ICE SYRUP Distributions	NA		0.00	0.00	166.65	0.00	0.00	0.00	166.65	
Account Number	Account Name	Project Account Key	Amount	Percent						
<a href="#">12-11-01-530010</a>	PRODUCT-ICE CREAM		166.65	100.00%						
<b>Items</b>										
Item Description	Commodity		Units	Price	Amount	Tax	Shipping	Discount	Total	
SHAVED ICE CUPS Distributions	NA		0.00	0.00	310.09	0.00	0.00	0.00	310.09	
Account Number	Account Name	Project Account Key	Amount	Percent						
<a href="#">12-11-01-530010</a>	PRODUCT-ICE CREAM		310.09	100.00%						
<b>Items</b>										
Item Description	Commodity		Units	Price	Amount	Tax	Shipping	Discount	Total	
SHAVED ICE CUPS Distributions	NA		0.00	0.00	310.09	0.00	0.00	0.00	310.09	
Account Number	Account Name	Project Account Key	Amount	Percent						
<a href="#">12-11-01-530010</a>	PRODUCT-ICE CREAM		310.09	100.00%						
<b>Items</b>										
Item Description	Commodity		Units	Price	Amount	Tax	Shipping	Discount	Total	
ICE CREAM - MAIN BEACH Distributions	NA		0.00	0.00	344.00	0.00	0.00	0.00	344.00	
Account Number	Account Name	Project Account Key	Amount	Percent						
<a href="#">12-11-01-530010</a>	PRODUCT-ICE CREAM		344.00	100.00%						
<b>Items</b>										
Item Description	Commodity		Units	Price	Amount	Tax	Shipping	Discount	Total	
ICE CREAM - MAIN BEACH Distributions	NA		0.00	0.00	858.00	0.00	0.00	0.00	858.00	
Account Number	Account Name	Project Account Key	Amount	Percent						
<a href="#">12-11-01-530010</a>	PRODUCT-ICE CREAM		858.00	100.00%						
<b>Items</b>										
Item Description	Commodity		Units	Price	Amount	Tax	Shipping	Discount	Total	
CANDY - BONCOSKY (31.81%) Distributions	NA		0.00	0.00	48.55	0.00	0.00	0.00	48.55	
Account Number	Account Name	Project Account Key	Amount	Percent						
<a href="#">12-11-04-530005</a>	PRODUCT-CANDY		48.55	100.00%						
<b>Items</b>										
Item Description	Commodity		Units	Price	Amount	Tax	Shipping	Discount	Total	
CANDY - BONCOSKY (38.63%) Distributions	NA		0.00	0.00	58.89	0.00	0.00	0.00	58.89	
Account Number	Account Name	Project Account Key	Amount	Percent						
<a href="#">12-11-04-530005</a>	PRODUCT-CANDY		58.89	100.00%						

Payable Register

Payable #	Payable Type	Post Date	Payable Date	Due Date	Discount Date	Amount	Tax	Shipping	Discount	Total
Payable Description	Bank Code				On Hold					
<b>Item Description</b>	<b>Commodity</b>		<b>Units</b>	<b>Price</b>	<b>Amount</b>	<b>Tax</b>	<b>Shipping</b>	<b>Discount</b>	<b>Total</b>	
CANDY - BONCOSKY (50%) Distributions	NA		0.00	0.00	83.19	0.00	0.00	0.00	83.19	
<b>Account Number</b>	<b>Account Name</b>		<b>Project Account Key</b>		<b>Amount</b>	<b>Percent</b>				
<a href="#">12-11-04-530005</a>	PRODUCT-CANDY				83.19	100.00%				
<b>Item Description</b>	<b>Commodity</b>		<b>Units</b>	<b>Price</b>	<b>Amount</b>	<b>Tax</b>	<b>Shipping</b>	<b>Discount</b>	<b>Total</b>	
ICE CREAM - BONCOSKY Distributions	NA		0.00	0.00	237.50	0.00	0.00	0.00	237.50	
<b>Account Number</b>	<b>Account Name</b>		<b>Project Account Key</b>		<b>Amount</b>	<b>Percent</b>				
<a href="#">12-11-04-530010</a>	PRODUCT-ICE CREAM				237.50	100.00%				
<b>Item Description</b>	<b>Commodity</b>		<b>Units</b>	<b>Price</b>	<b>Amount</b>	<b>Tax</b>	<b>Shipping</b>	<b>Discount</b>	<b>Total</b>	
CONCESSIONS FEATHER FLAG SPIKE Distributions	NA		0.00	0.00	33.89	0.00	0.00	0.00	33.89	
<b>Account Number</b>	<b>Account Name</b>		<b>Project Account Key</b>		<b>Amount</b>	<b>Percent</b>				
<a href="#">12-11-04-530742</a>	CONCESSION EQUIPMENT				33.89	100.00%				
<b>Item Description</b>	<b>Commodity</b>		<b>Units</b>	<b>Price</b>	<b>Amount</b>	<b>Tax</b>	<b>Shipping</b>	<b>Discount</b>	<b>Total</b>	
GARBAGE - GLC Distributions	NA		0.00	0.00	140.75	0.00	0.00	0.00	140.75	
<b>Account Number</b>	<b>Account Name</b>		<b>Project Account Key</b>		<b>Amount</b>	<b>Percent</b>				
<a href="#">19-11-00-520205</a>	GARBAGE DISPOSAL				140.75	100.00%				
<b>Item Description</b>	<b>Commodity</b>		<b>Units</b>	<b>Price</b>	<b>Amount</b>	<b>Tax</b>	<b>Shipping</b>	<b>Discount</b>	<b>Total</b>	
GLC ELECTRIC Distributions	NA		0.00	0.00	750.02	0.00	0.00	0.00	750.02	
<b>Account Number</b>	<b>Account Name</b>		<b>Project Account Key</b>		<b>Amount</b>	<b>Percent</b>				
<a href="#">19-11-00-520206</a>	ELECTRICITY				750.02	100.00%				
<b>Item Description</b>	<b>Commodity</b>		<b>Units</b>	<b>Price</b>	<b>Amount</b>	<b>Tax</b>	<b>Shipping</b>	<b>Discount</b>	<b>Total</b>	
STAFF CELL PHONES (1.32%) Distributions	NA		0.00	0.00	38.01	0.00	0.00	0.00	38.01	
<b>Account Number</b>	<b>Account Name</b>		<b>Project Account Key</b>		<b>Amount</b>	<b>Percent</b>				
<a href="#">19-11-00-520209</a>	COMMUNICATION				38.01	100.00%				
<b>Item Description</b>	<b>Commodity</b>		<b>Units</b>	<b>Price</b>	<b>Amount</b>	<b>Tax</b>	<b>Shipping</b>	<b>Discount</b>	<b>Total</b>	
BONCOSKY, GLC PHONE SERVICE (50%) Distributions	NA		0.00	0.00	67.57	0.00	0.00	0.00	67.57	
<b>Account Number</b>	<b>Account Name</b>		<b>Project Account Key</b>		<b>Amount</b>	<b>Percent</b>				
<a href="#">19-11-00-520209</a>	COMMUNICATION				67.57	100.00%				
<b>Item Description</b>	<b>Commodity</b>		<b>Units</b>	<b>Price</b>	<b>Amount</b>	<b>Tax</b>	<b>Shipping</b>	<b>Discount</b>	<b>Total</b>	
CONCESSION PRODUCT Distributions	NA		0.00	0.00	25.98	0.00	0.00	0.00	25.98	
<b>Account Number</b>	<b>Account Name</b>		<b>Project Account Key</b>		<b>Amount</b>	<b>Percent</b>				
<a href="#">19-11-00-530020</a>	MISC. CONCESSION PRODUCT				25.98	100.00%				
<b>Item Description</b>	<b>Commodity</b>		<b>Units</b>	<b>Price</b>	<b>Amount</b>	<b>Tax</b>	<b>Shipping</b>	<b>Discount</b>	<b>Total</b>	
CONCESSION PRODUCT Distributions	NA		0.00	0.00	26.95	0.00	0.00	0.00	26.95	
<b>Account Number</b>	<b>Account Name</b>		<b>Project Account Key</b>		<b>Amount</b>	<b>Percent</b>				
<a href="#">19-11-00-530020</a>	MISC. CONCESSION PRODUCT				26.95	100.00%				
<b>Item Description</b>	<b>Commodity</b>		<b>Units</b>	<b>Price</b>	<b>Amount</b>	<b>Tax</b>	<b>Shipping</b>	<b>Discount</b>	<b>Total</b>	
CONCESSION PRODUCT Distributions	NA		0.00	0.00	28.92	0.00	0.00	0.00	28.92	
<b>Account Number</b>	<b>Account Name</b>		<b>Project Account Key</b>		<b>Amount</b>	<b>Percent</b>				
<a href="#">19-11-00-530020</a>	MISC. CONCESSION PRODUCT				28.92	100.00%				

Payable Register

Payable #	Payable Type	Post Date	Payable Date	Due Date	Discount Date	Amount	Tax	Shipping	Discount	Total
<b>Payable Description Items</b>										
Item Description	Commodity	Bank Code	Units	Price	Amount	Tax	Shipping	Discount	Total	
CONCESSION PRODUCT Distributions	NA		0.00	0.00	29.61	0.00	0.00	0.00	29.61	
Account Number	Account Name	Project Account Key	Amount	Percent						
<a href="#">19-11-00-530020</a>	MISC. CONCESSION PRODUCT		29.61	100.00%						
<b>Items</b>										
Item Description	Commodity	Bank Code	Units	Price	Amount	Tax	Shipping	Discount	Total	
PIZZA Distributions	NA		0.00	0.00	64.31	0.00	0.00	0.00	64.31	
Account Number	Account Name	Project Account Key	Amount	Percent						
<a href="#">19-11-00-530020</a>	MISC. CONCESSION PRODUCT		64.31	100.00%						
<b>Items</b>										
Item Description	Commodity	Bank Code	Units	Price	Amount	Tax	Shipping	Discount	Total	
CONCESSION PRODUCT Distributions	NA		0.00	0.00	86.38	0.00	0.00	0.00	86.38	
Account Number	Account Name	Project Account Key	Amount	Percent						
<a href="#">19-11-00-530020</a>	MISC. CONCESSION PRODUCT		86.38	100.00%						
<b>Items</b>										
Item Description	Commodity	Bank Code	Units	Price	Amount	Tax	Shipping	Discount	Total	
ICE CREAM BARS Distributions	NA		0.00	0.00	440.00	0.00	0.00	0.00	440.00	
Account Number	Account Name	Project Account Key	Amount	Percent						
<a href="#">19-11-00-530020</a>	MISC. CONCESSION PRODUCT		440.00	100.00%						
<b>Items</b>										
Item Description	Commodity	Bank Code	Units	Price	Amount	Tax	Shipping	Discount	Total	
ICE CREAM - GLC Distributions	NA		0.00	0.00	195.00	0.00	0.00	0.00	195.00	
Account Number	Account Name	Project Account Key	Amount	Percent						
<a href="#">19-11-00-530020</a>	MISC. CONCESSION PRODUCT		195.00	100.00%						
<b>Items</b>										
Item Description	Commodity	Bank Code	Units	Price	Amount	Tax	Shipping	Discount	Total	
MINI GOLF PENCILS Distributions	NA		0.00	0.00	116.94	0.00	0.00	0.00	116.94	
Account Number	Account Name	Project Account Key	Amount	Percent						
<a href="#">19-11-00-530402</a>	MINI-GOLF		116.94	100.00%						
<b>Items</b>										
Item Description	Commodity	Bank Code	Units	Price	Amount	Tax	Shipping	Discount	Total	
SKIMMER NETS Distributions	NA		0.00	0.00	69.95	0.00	0.00	0.00	69.95	
Account Number	Account Name	Project Account Key	Amount	Percent						
<a href="#">19-11-00-560151</a>	BUILDING REPAIR		69.95	100.00%						
<b>Items</b>										
Item Description	Commodity	Bank Code	Units	Price	Amount	Tax	Shipping	Discount	Total	
LOCKING PINS Distributions	NA		0.00	0.00	13.99	0.00	0.00	0.00	13.99	
Account Number	Account Name	Project Account Key	Amount	Percent						
<a href="#">19-11-00-560673</a>	EQUIPMENT REPAIR		13.99	100.00%						
<b>Items</b>										
Item Description	Commodity	Bank Code	Units	Price	Amount	Tax	Shipping	Discount	Total	
POND TREATMENT Distributions	NA		0.00	0.00	139.88	0.00	0.00	0.00	139.88	
Account Number	Account Name	Project Account Key	Amount	Percent						
<a href="#">19-11-00-560675</a>	EQUIPMENT REPAIR--MINI-GOLF		139.88	100.00%						
<b>Items</b>										
Item Description	Commodity	Bank Code	Units	Price	Amount	Tax	Shipping	Discount	Total	
KIDS GOLF CLUBS Distributions	NA		0.00	0.00	109.96	0.00	0.00	0.00	109.96	
Account Number	Account Name	Project Account Key	Amount	Percent						
<a href="#">20-11-00-503385</a>	SUMMER TENNIS COMMODITIES		109.96	100.00%						

**Payable Register**

Payable #	Payable Type	Post Date	Payable Date	Due Date	Discount Date	Amount	Tax	Shipping	Discount	Total
Payable Description	Bank Code		On Hold							
<b>Items</b>										
<b>Item Description</b>	<b>Commodity</b>		<b>Units</b>	<b>Price</b>	<b>Amount</b>	<b>Tax</b>	<b>Shipping</b>	<b>Discount</b>	<b>Total</b>	
MONTHLY GARBAGE SERVICE Distributions	NA		0.00	0.00	545.87	0.00	0.00	0.00	545.87	
<b>Account Number</b>	<b>Account Name</b>		<b>Project Account Key</b>		<b>Amount</b>	<b>Percent</b>				
<a href="#">20-11-00-520205</a>	GARBAGE DISPOSAL				545.87	100.00%				
<b>Items</b>										
<b>Item Description</b>	<b>Commodity</b>		<b>Units</b>	<b>Price</b>	<b>Amount</b>	<b>Tax</b>	<b>Shipping</b>	<b>Discount</b>	<b>Total</b>	
RACKET CLUB ELECTRIC Distributions	NA		0.00	0.00	2,549.65	0.00	0.00	0.00	2,549.65	
<b>Account Number</b>	<b>Account Name</b>		<b>Project Account Key</b>		<b>Amount</b>	<b>Percent</b>				
<a href="#">20-11-00-520206</a>	ELECTRICITY				2,549.65	100.00%				
<b>Items</b>										
<b>Item Description</b>	<b>Commodity</b>		<b>Units</b>	<b>Price</b>	<b>Amount</b>	<b>Tax</b>	<b>Shipping</b>	<b>Discount</b>	<b>Total</b>	
DOMAIN RENEWAL 3 YEARS Distributions	NA		0.00	0.00	63.51	0.00	0.00	0.00	63.51	
<b>Account Number</b>	<b>Account Name</b>		<b>Project Account Key</b>		<b>Amount</b>	<b>Percent</b>				
<a href="#">20-11-00-520209</a>	COMMUNICATION				63.51	100.00%				
<b>Items</b>										
<b>Item Description</b>	<b>Commodity</b>		<b>Units</b>	<b>Price</b>	<b>Amount</b>	<b>Tax</b>	<b>Shipping</b>	<b>Discount</b>	<b>Total</b>	
MONTHLY TV SUBSCRIPTION Distributions	NA		0.00	0.00	100.10	0.00	0.00	0.00	100.10	
<b>Account Number</b>	<b>Account Name</b>		<b>Project Account Key</b>		<b>Amount</b>	<b>Percent</b>				
<a href="#">20-11-00-520209</a>	COMMUNICATION				100.10	100.00%				
<b>Items</b>										
<b>Item Description</b>	<b>Commodity</b>		<b>Units</b>	<b>Price</b>	<b>Amount</b>	<b>Tax</b>	<b>Shipping</b>	<b>Discount</b>	<b>Total</b>	
VERIZON MAY 2023 (1.71%) Distributions	NA		0.00	0.00	49.25	0.00	0.00	0.00	49.25	
<b>Account Number</b>	<b>Account Name</b>		<b>Project Account Key</b>		<b>Amount</b>	<b>Percent</b>				
<a href="#">20-11-00-520209</a>	COMMUNICATION				49.25	100.00%				
<b>Items</b>										
<b>Item Description</b>	<b>Commodity</b>		<b>Units</b>	<b>Price</b>	<b>Amount</b>	<b>Tax</b>	<b>Shipping</b>	<b>Discount</b>	<b>Total</b>	
TRC PHONES, INTERNET (13.38%) Distributions	NA		0.00	0.00	275.71	0.00	0.00	0.00	275.71	
<b>Account Number</b>	<b>Account Name</b>		<b>Project Account Key</b>		<b>Amount</b>	<b>Percent</b>				
<a href="#">20-11-00-520209</a>	COMMUNICATION				275.71	100.00%				
<b>Items</b>										
<b>Item Description</b>	<b>Commodity</b>		<b>Units</b>	<b>Price</b>	<b>Amount</b>	<b>Tax</b>	<b>Shipping</b>	<b>Discount</b>	<b>Total</b>	
MONTHLY SERVICE Distributions	NA		0.00	0.00	818.85	0.00	0.00	0.00	818.85	
<b>Account Number</b>	<b>Account Name</b>		<b>Project Account Key</b>		<b>Amount</b>	<b>Percent</b>				
<a href="#">20-11-00-520214</a>	CLEANING SERVICES				818.85	100.00%				
<b>Items</b>										
<b>Item Description</b>	<b>Commodity</b>		<b>Units</b>	<b>Price</b>	<b>Amount</b>	<b>Tax</b>	<b>Shipping</b>	<b>Discount</b>	<b>Total</b>	
MONTHLY PEST CONTROL SERVICE Distributions	NA		0.00	0.00	76.65	0.00	0.00	0.00	76.65	
<b>Account Number</b>	<b>Account Name</b>		<b>Project Account Key</b>		<b>Amount</b>	<b>Percent</b>				
<a href="#">20-11-00-520215</a>	MAINTENANCE AGREEMENTS				76.65	100.00%				
<b>Items</b>										
<b>Item Description</b>	<b>Commodity</b>		<b>Units</b>	<b>Price</b>	<b>Amount</b>	<b>Tax</b>	<b>Shipping</b>	<b>Discount</b>	<b>Total</b>	
AED KEYS Distributions	NA		0.00	0.00	13.87	0.00	0.00	0.00	13.87	
<b>Account Number</b>	<b>Account Name</b>		<b>Project Account Key</b>		<b>Amount</b>	<b>Percent</b>				
<a href="#">20-11-00-530242</a>	FIRST AID/SAFETY				13.87	100.00%				
<b>Items</b>										
<b>Item Description</b>	<b>Commodity</b>		<b>Units</b>	<b>Price</b>	<b>Amount</b>	<b>Tax</b>	<b>Shipping</b>	<b>Discount</b>	<b>Total</b>	
LOCKER ROOM SHOWER CURTAINS Distributions	NA		0.00	0.00	119.94	0.00	0.00	0.00	119.94	
<b>Account Number</b>	<b>Account Name</b>		<b>Project Account Key</b>		<b>Amount</b>	<b>Percent</b>				
<a href="#">20-11-00-530389</a>	LOCKER ROOM SUPPLIES				119.94	100.00%				



**Payable Register**

Packet: APPKT06652 - 0623 PURCHASING CARD

Payable #	Payable Type	Post Date	Payable Date	Due Date	Discount Date	Amount	Tax	Shipping	Discount	Total
<b>Payable Description</b>		<b>Bank Code</b>	<b>On Hold</b>							
<b>Items</b>										
<b>Item Description</b>	<b>Commodity</b>		<b>Units</b>	<b>Price</b>	<b>Amount</b>	<b>Tax</b>	<b>Shipping</b>	<b>Discount</b>	<b>Total</b>	
TRC IRON-ON PATCHES Distributions	NA		0.00	0.00	121.00	0.00	0.00	0.00	121.00	
<b>Account Number</b>	<b>Account Name</b>		<b>Project Account Key</b>		<b>Amount</b>	<b>Percent</b>				
<a href="#">20-11-00-530694</a>	UNIFORMS				121.00	100.00%				
<b>Items</b>										
<b>Item Description</b>	<b>Commodity</b>		<b>Units</b>	<b>Price</b>	<b>Amount</b>	<b>Tax</b>	<b>Shipping</b>	<b>Discount</b>	<b>Total</b>	
FLOOR SCRUBBER HEAD Distributions	NA		0.00	0.00	87.45	0.00	0.00	0.00	87.45	
<b>Account Number</b>	<b>Account Name</b>		<b>Project Account Key</b>		<b>Amount</b>	<b>Percent</b>				
<a href="#">20-11-00-560227</a>	TOOLS/MAINT EQUIPMENT				87.45	100.00%				
<b>Items</b>										
<b>Item Description</b>	<b>Commodity</b>		<b>Units</b>	<b>Price</b>	<b>Amount</b>	<b>Tax</b>	<b>Shipping</b>	<b>Discount</b>	<b>Total</b>	
JANITORIAL CLOSET CURTAIN Distributions	NA		0.00	0.00	23.98	0.00	0.00	0.00	23.98	
<b>Account Number</b>	<b>Account Name</b>		<b>Project Account Key</b>		<b>Amount</b>	<b>Percent</b>				
<a href="#">20-11-00-560353</a>	JANITORIAL SUPPLIES				23.98	100.00%				
<b>Items</b>										
<b>Item Description</b>	<b>Commodity</b>		<b>Units</b>	<b>Price</b>	<b>Amount</b>	<b>Tax</b>	<b>Shipping</b>	<b>Discount</b>	<b>Total</b>	
SPRINKLER HEADS, CLAY SPREADER Distributions	NA		0.00	0.00	196.75	0.00	0.00	0.00	196.75	
<b>Account Number</b>	<b>Account Name</b>		<b>Project Account Key</b>		<b>Amount</b>	<b>Percent</b>				
<a href="#">20-11-00-560562</a>	GROUNDS MAINTENANCE				196.75	100.00%				
<b>Items</b>										
<b>Item Description</b>	<b>Commodity</b>		<b>Units</b>	<b>Price</b>	<b>Amount</b>	<b>Tax</b>	<b>Shipping</b>	<b>Discount</b>	<b>Total</b>	
LINESMAN, NET TWINE, NET STRAPS Distributions	NA		0.00	0.00	331.51	0.00	0.00	0.00	331.51	
<b>Account Number</b>	<b>Account Name</b>		<b>Project Account Key</b>		<b>Amount</b>	<b>Percent</b>				
<a href="#">20-11-00-560562</a>	GROUNDS MAINTENANCE				331.51	100.00%				
<b>Items</b>										
<b>Item Description</b>	<b>Commodity</b>		<b>Units</b>	<b>Price</b>	<b>Amount</b>	<b>Tax</b>	<b>Shipping</b>	<b>Discount</b>	<b>Total</b>	
REFRESHMENTS Distributions	NA		0.00	0.00	27.00	0.00	0.00	0.00	27.00	
<b>Account Number</b>	<b>Account Name</b>		<b>Project Account Key</b>		<b>Amount</b>	<b>Percent</b>				
<a href="#">20-11-00-570250</a>	MISCELLANEOUS				27.00	100.00%				
<b>Items</b>										
<b>Item Description</b>	<b>Commodity</b>		<b>Units</b>	<b>Price</b>	<b>Amount</b>	<b>Tax</b>	<b>Shipping</b>	<b>Discount</b>	<b>Total</b>	
DONATION CHAMBER GOLF OUTING Distributions	NA		0.00	0.00	32.24	0.00	0.00	0.00	32.24	
<b>Account Number</b>	<b>Account Name</b>		<b>Project Account Key</b>		<b>Amount</b>	<b>Percent</b>				
<a href="#">20-11-00-570574</a>	DONATIONS				32.24	100.00%				
<b>Items</b>										
<b>Item Description</b>	<b>Commodity</b>		<b>Units</b>	<b>Price</b>	<b>Amount</b>	<b>Tax</b>	<b>Shipping</b>	<b>Discount</b>	<b>Total</b>	
SOCKS, MISC CLOTHING Distributions	NA		0.00	0.00	433.90	0.00	0.00	0.00	433.90	
<b>Account Number</b>	<b>Account Name</b>		<b>Project Account Key</b>		<b>Amount</b>	<b>Percent</b>				
<a href="#">20-11-00-580732</a>	MISC. CLOTHES				433.90	100.00%				

### Payable Summary

Type	Count	Gross	Tax	Shipping	Discount	Total	Manual Payment	Balance
Invoice	1	95,308.01	0.00	0.00	0.00	95,308.01	95,308.01	0.00
<b>Grand Total:</b>		<b>95,308.01</b>	<b>0.00</b>	<b>0.00</b>	<b>0.00</b>	<b>95,308.01</b>	<b>95,308.01</b>	<b>0.00</b>

## Account Summary

Account	Name	Amount
<a href="#">01-11-00-520206</a>	ELECTRICITY	1,813.78
<a href="#">01-11-00-520209</a>	COMMUNICATION	6,157.78
<a href="#">01-11-00-520212</a>	PROFESSIONAL SERVICES	147.50
<a href="#">01-11-00-520213</a>	COMPUTER/SOFTWARE EXPENSES	60.83
<a href="#">01-11-00-520216</a>	OFFICE EQUIPMENT LEASE	288.54
<a href="#">01-11-00-520222</a>	SUBSCRIPTIONS	15.00
<a href="#">01-11-00-530425</a>	COFFEE	75.48
<a href="#">01-11-00-530553</a>	OFFICE SUPPLIES	448.23
<a href="#">01-11-00-530560</a>	OFFICE EQUIPMENT	303.19
<a href="#">01-11-00-530563</a>	COMPUTERS	671.29
<a href="#">01-11-00-570676</a>	MEETINGS/CONFERENCES	44.86
<a href="#">01-12-00-520152</a>	BUILDING/MAIN BEACH	241.17
<a href="#">01-12-00-520164</a>	BUILDING/GRAND OAKS	15.00
<a href="#">01-12-00-520205</a>	GARBAGE DISPOSAL	3,440.26
<a href="#">01-12-00-520209</a>	COMMUNICATION	1,274.32
<a href="#">01-12-00-520225</a>	EDUCATION/SEMINARS	710.00
<a href="#">01-12-00-530227</a>	EXPENDABLE TOOL & SHOP SUPPLY	898.98
<a href="#">01-12-00-530318</a>	SAFETY EQUIPMENT	626.35
<a href="#">01-12-00-530353</a>	CUSTODIAL SUPPLIES	34.66
<a href="#">01-12-00-530553</a>	OFFICE SUPPLIES	167.19
<a href="#">01-12-00-530670</a>	PICNIC TABLE REPAIR MATERIALS	1,215.36
<a href="#">01-12-00-530673</a>	EQUIPMENT REPAIR PARTS	51.98
<a href="#">01-12-00-530675</a>	MOWER REPAIR PARTS	25.98
<a href="#">01-12-00-530691</a>	TRUCK REPAIR PARTS	455.07
<a href="#">01-12-00-530696</a>	FERTILIZER/WEED CONTROL	199.95
<a href="#">01-12-00-550152</a>	BUILDING/MAIN BEACH	58.96
<a href="#">01-12-00-550156</a>	BUILDING/FARM	143.77
<a href="#">01-12-00-550559</a>	NEIGHBORHOOD PARKS--NORTH	593.90
<a href="#">01-12-00-550664</a>	NEIGHBORHOOD PARKS--SOUTH	420.00
<a href="#">01-14-00-520209</a>	COMMUNICATION	147.78
<a href="#">01-14-00-520225</a>	EDUCATION/SEMINARS	219.52
<a href="#">01-14-00-550600</a>	SECURITY EQUIPMENT	131.99
<a href="#">01-23-00-530250</a>	MISCELLANEOUS SUPPLIES	331.16
	<b>Total:</b>	<b>21,429.83</b>

Account	Name	Amount
<a href="#">02-11-00-520205</a>	GARBAGE DISPOSAL	147.14
<a href="#">02-11-00-520206</a>	ELECTRICITY	1,813.71
<a href="#">02-11-00-520209</a>	COMMUNICATION	6,263.34
<a href="#">02-11-00-520212</a>	PROFESSIONAL SERVICES	147.50
<a href="#">02-11-00-520213</a>	COMPUTER/SOFTWARE EXPENSES	60.83
<a href="#">02-11-00-520216</a>	OFFICE EQUIPMENT LEASE	288.54
<a href="#">02-11-00-520222</a>	SUBSCRIPTIONS	14.99
<a href="#">02-11-00-520255</a>	MISCELLANEOUS BANK CHARGES	14.99
<a href="#">02-11-00-530360</a>	PUBLIC INFORMATION SUPPLIES	885.16
<a href="#">02-11-00-530365</a>	ADVERTISING	126.01
<a href="#">02-11-00-530395</a>	PRINTING	121.72
<a href="#">02-11-00-530425</a>	COFFEE	75.48
<a href="#">02-11-00-530553</a>	OFFICE SUPPLIES	349.06
<a href="#">02-11-00-530560</a>	OFFICE EQUIPMENT	723.55
<a href="#">02-11-00-530563</a>	COMPUTERS	705.34
<a href="#">02-62-00-503209</a>	ADULT FITNESS COMMODITIES	348.34
<a href="#">02-63-00-502133</a>	EDUCATION/PRE-SCHOOL CONTRACTUAL SVCS	514.78
<a href="#">02-63-00-502186</a>	CAMP/YOUNG EXPLORERS CONTRACTUAL SVCS	20,924.14
<a href="#">02-63-00-502187</a>	E.T. CAMP CONTRACTUAL SVCS	44.99
<a href="#">02-63-00-502188</a>	JR HIGH & TEEN CAMPS CONTRACTUAL SVCS	7,790.22
<a href="#">02-63-00-502220</a>	EXTENDED TIME CONTRACTUAL SVCS	500.94
<a href="#">02-63-00-502287</a>	YOUTH SPECIALTY CLASSES CONTRACTUAL SVCS	277.20

### Account Summary

Account	Name	Amount
<a href="#">02-63-00-503186</a>	CAMP/YOUNG EXPLORERS COMMODITIES	144.05
<a href="#">02-64-00-503205</a>	ADULT/YOUTH DANCE COMMODITIES	1,479.25
<a href="#">02-64-00-503283</a>	HAPKIDO COMMODITIES	22.50
<a href="#">02-64-00-503383</a>	THEATER/VOICE COMMODITIES	1,118.36
<a href="#">02-65-00-502466</a>	SENIOR TRIPS CONTRACTUAL SVCS	29.52
<a href="#">02-65-00-503466</a>	SENIOR TRIPS COMMODITIES	52.97
<a href="#">02-65-00-503469</a>	MISC. SENIOR PROGRAMS COMMODITIES	102.60
<a href="#">02-66-00-502128</a>	SEASONAL SPECIAL EVENTS CONTRACTUAL SVCS	152.63
<a href="#">02-66-00-503128</a>	SEASONAL SPECIAL EVENTS COMMODITIES	1,637.80
<a href="#">02-68-00-503356</a>	SPRING SOFTBALL COMMODITIES	2,128.48
<a href="#">02-68-00-503357</a>	SUMMER SOFTBALL COMMODITIES	4,869.81
<a href="#">02-68-00-503363</a>	SOFTBALL/FALL LEAGUE COMMODITIES	28.49
<a href="#">02-68-00-520205</a>	GARBAGE DISPOSAL	983.81
<a href="#">02-68-00-520206</a>	ELECTRICITY	36.41
<a href="#">02-68-00-550572</a>	GROUNDS/BONCOSKY COMPLEX	6.44
<b>Total:</b>		<b>54,931.09</b>

Account	Name	Amount
<a href="#">08-11-00-503620</a>	NATURE PROGRAMS COMMODITIES	170.91
<a href="#">08-11-00-520206</a>	ELECTRICITY	396.00
<a href="#">08-11-00-520209</a>	COMMUNICATION	317.43
<a href="#">08-11-00-530352</a>	NATURALIST'S SUPPLIES	26.98
<a href="#">08-11-00-530364</a>	EXHIBITS	2,422.59
<a href="#">08-11-00-530700</a>	ANIMAL CARE/SUPPLIES	98.97
<a href="#">08-11-00-530705</a>	GREENHOUSE SUPPLIES	1,300.00
<a href="#">08-11-00-550601</a>	MISCELLANEOUS SUPPLIES	41.25
<b>Total:</b>		<b>4,774.13</b>

Account	Name	Amount
<a href="#">11-11-00-503375</a>	SWIMMING-INSTRUCTION COMMODITIES	51.81
<a href="#">11-11-00-530220</a>	OFFICE SUPPLIES	316.88
<a href="#">11-11-00-530602</a>	UNIFORMS	382.95
<a href="#">11-21-00-530515</a>	MISCELLANEOUS	19.97
<a href="#">11-21-00-570530</a>	FIREWORKS	1,517.30
<b>Total:</b>		<b>2,288.91</b>

Account	Name	Amount
<a href="#">12-11-01-530003</a>	PRODUCT-FOOD	86.82
<a href="#">12-11-01-530005</a>	PRODUCT-CANDY	557.51
<a href="#">12-11-01-530010</a>	PRODUCT-ICE CREAM	2,566.25
<a href="#">12-11-04-530005</a>	PRODUCT-CANDY	190.63
<a href="#">12-11-04-530010</a>	PRODUCT-ICE CREAM	237.50
<a href="#">12-11-04-530742</a>	CONCESSION EQUIPMENT	33.89
<b>Total:</b>		<b>3,672.60</b>

Account	Name	Amount
<a href="#">19-11-00-520205</a>	GARBAGE DISPOSAL	140.75
<a href="#">19-11-00-520206</a>	ELECTRICITY	750.02
<a href="#">19-11-00-520209</a>	COMMUNICATION	105.58
<a href="#">19-11-00-530020</a>	MISC. CONCESSION PRODUCT	897.15
<a href="#">19-11-00-530402</a>	MINI-GOLF	116.94
<a href="#">19-11-00-560151</a>	BUILDING REPAIR	69.95
<a href="#">19-11-00-560673</a>	EQUIPMENT REPAIR	13.99

### Account Summary

Account	Name	Amount
<a href="#">19-11-00-560675</a>	EQUIPMENT REPAIR--MINI-GOLF	139.88
<b>Total:</b>		<b>2,234.26</b>

Account	Name	Amount
<a href="#">20-11-00-503385</a>	SUMMER TENNIS COMMODITIES	109.96
<a href="#">20-11-00-520205</a>	GARBAGE DISPOSAL	545.87
<a href="#">20-11-00-520206</a>	ELECTRICITY	2,549.65
<a href="#">20-11-00-520209</a>	COMMUNICATION	488.57
<a href="#">20-11-00-520214</a>	CLEANING SERVICES	818.85
<a href="#">20-11-00-520215</a>	MAINTENANCE AGREEMENTS	76.65
<a href="#">20-11-00-530242</a>	FIRST AID/SAFETY	13.87
<a href="#">20-11-00-530389</a>	LOCKER ROOM SUPPLIES	119.94
<a href="#">20-11-00-530694</a>	UNIFORMS	121.00
<a href="#">20-11-00-560227</a>	TOOLS/MAINT EQUIPMENT	87.45
<a href="#">20-11-00-560353</a>	JANITORIAL SUPPLIES	23.98
<a href="#">20-11-00-560562</a>	GROUNDS MAINTENANCE	528.26
<a href="#">20-11-00-570250</a>	MISCELLANEOUS	27.00
<a href="#">20-11-00-570574</a>	DONATIONS	32.24
<a href="#">20-11-00-580732</a>	MISC. CLOTHES	433.90
<b>Total:</b>		<b>5,977.19</b>



Fund	Beginning Balance	Total Revenues	Total Expenses	Ending Balance
01 - CORPORATE	6,225,661.87	2,249,873.75	969,383.63	7,506,151.99
02 - RECREATION	2,632,749.31	2,148,898.38	1,366,900.82	3,414,746.87
03 - IMRF	247,767.50	155,497.18	84,160.55	319,104.13
04 - LIABILITY	177,182.75	76,166.50	28,991.66	224,357.59
05 - BOND & INTEREST	270,825.25	649,577.69	132,881.67	787,521.27
06 - AUDIT	10,490.45	13,336.62	460.00	23,367.07
07 - SPECIAL RECREATION	392,775.37	374,198.09	371,395.29	395,578.17
08 - NATURAL HISTORY	200,802.08	178,960.30	88,662.52	291,099.86
09 - POLICE	324.50	0.00	0.00	324.50
11 - AQUATIC	-2,452,531.41	219,880.52	207,173.77	-2,439,824.66
12 - FOOD SERVICE	431,609.87	125,287.89	96,933.92	459,963.84
15 - CAPITAL EQUIPMENT REPLACEMENT FUND	164,948.04	2,053.68	141,067.82	25,933.90
16 - CAPITAL PROJECTS	5,143,759.08	55,041.88	585,384.72	4,613,416.24
17 - PARK PLACE	0.00	0.00	0.00	0.00
19 - DRIVING RANGE	124,282.42	164,891.39	62,534.18	226,639.63
20 - RACKET CLUB	478,096.10	294,628.46	284,832.86	487,891.70
<b>Report Total:</b>	<b>14,048,743.18</b>	<b>6,708,292.33</b>	<b>4,420,763.41</b>	<b>16,336,272.10</b>

# All Funds Income Statement Account Summary

For Fiscal: 2023-2024 Period Ending: 07/31/2023



Crystal Lake Park District, IL

		Original Total Budget	Current Total Budget	MTD Activity	YTD Activity	Budget Remaining
<b>Fund: 01 - CORPORATE</b>						
<b>Center: 11 - ADMINISTRATION</b>						
<b>Revenue</b>						
<b>SubAccount: 410 - TAXES</b>						
<a href="#">01-11-00-410003</a>	PROPERTY TAX	1,309,408.00	1,309,408.00	10,484.96	704,640.01	604,767.99
<a href="#">01-11-00-410005</a>	ADDITIONAL (REFERENDUM) TAX	2,479,827.00	2,479,827.00	19,855.21	1,334,365.54	1,145,461.46
<a href="#">01-11-00-410015</a>	REPLACEMENT TAX	125,000.00	125,000.00	37,851.88	84,671.86	40,328.14
	<b>SubAccount: 410 - TAXES Total:</b>	<b>3,914,235.00</b>	<b>3,914,235.00</b>	<b>68,192.05</b>	<b>2,123,677.41</b>	<b>1,790,557.59</b>
<b>SubAccount: 440 - OPERATIONS INCOME</b>						
<a href="#">01-11-00-440014</a>	INTEREST--MM/ILLINOIS FUNDS	15,000.00	15,000.00	10,487.29	30,489.49	-15,489.49
<a href="#">01-11-00-440019</a>	INVESTMENT INTEREST - CD'S	5,000.00	5,000.00	243.92	738.96	4,261.04
<a href="#">01-11-00-440021</a>	REIMBURSEMENT	500.00	500.00	120.96	319.96	180.04
<a href="#">01-11-00-440022</a>	INTEREST EARNED - CHECKING	350.00	350.00	807.58	1,618.15	-1,268.15
<a href="#">01-11-00-440023</a>	OTHER INCOME	800.00	800.00	22.50	297.16	502.84
<a href="#">01-11-00-440029</a>	DONATIONS/SPONSORSHIPS	100.00	100.00	0.00	0.00	100.00
<a href="#">01-11-00-440040</a>	BID DEPOSITS	500.00	500.00	0.00	0.00	500.00
<a href="#">01-11-00-440083</a>	OPERATING TRANSFER IN	141,400.00	141,400.00	0.00	0.00	141,400.00
<a href="#">01-11-00-440196</a>	CITATIONS	5,000.00	5,000.00	322.49	3,098.79	1,901.21
<a href="#">01-11-00-440197</a>	ELECTRONIC CITATIONS	25.00	25.00	2.00	12.00	13.00
<a href="#">01-11-00-440273</a>	FARM LEASE	7,500.00	7,500.00	0.00	0.00	7,500.00
<a href="#">01-11-00-440355</a>	SPECIAL EVENT INSURANCE	5,000.00	5,000.00	915.00	7,080.00	-2,080.00
	<b>SubAccount: 440 - OPERATIONS INCOME Total:</b>	<b>181,175.00</b>	<b>181,175.00</b>	<b>12,921.74</b>	<b>43,654.51</b>	<b>137,520.49</b>
	<b>Revenue Total:</b>	<b>4,095,410.00</b>	<b>4,095,410.00</b>	<b>81,113.79</b>	<b>2,167,331.92</b>	<b>1,928,078.08</b>
<b>Expense</b>						
<b>SubAccount: 510 - SALARIES &amp; WAGES</b>						
<a href="#">01-11-00-510001</a>	DIRECTOR	89,006.00	89,006.00	6,634.62	19,832.53	69,173.47
<a href="#">01-11-00-510002</a>	SUPT OF BUSINESS SERVICES	71,628.00	71,628.00	5,413.65	16,127.51	55,500.49
<a href="#">01-11-00-510003</a>	SUPT OF REC PROGRAMS & FACILITIES	58,952.00	58,952.00	4,407.70	13,121.84	45,830.16
<a href="#">01-11-00-510004</a>	MANAGER REC FACILITY SERVICES	29,367.00	29,367.00	2,243.38	6,671.67	22,695.33
<a href="#">01-11-00-510005</a>	SUPT OF PARKS SERVICES	34,955.00	34,955.00	2,602.64	7,753.38	27,201.62
<a href="#">01-11-00-510007</a>	OFFICE STAFF	54,289.00	54,289.00	4,328.14	13,171.61	41,117.39
<a href="#">01-11-00-510008</a>	CLERICAL-PART TIME	36,400.00	36,400.00	1,363.50	2,304.00	34,096.00
<a href="#">01-11-00-510015</a>	PUBLIC RELATIONS COORDINATOR	15,207.00	15,207.00	1,136.68	3,384.08	11,822.92
<a href="#">01-11-00-510018</a>	ACCOUNTANTS	69,116.00	69,116.00	5,922.17	18,193.19	50,922.81
<a href="#">01-11-00-510041</a>	MANAGER OF PARK PLANNING & DEVELO...	71,695.00	71,695.00	5,451.94	16,226.01	55,468.99
<a href="#">01-11-00-510044</a>	FACILITY RENTAL/FOOD/BEVERAGE SUPERV...	55,761.00	55,761.00	4,463.44	13,294.52	42,466.48
<a href="#">01-11-00-510054</a>	SAFETY/1ST AID TRAINING	21,500.00	21,500.00	0.00	0.00	21,500.00
<a href="#">01-11-00-510070</a>	HUMAN RESOURCE MANAGER	62,891.00	62,891.00	1,181.25	11,081.19	51,809.81
<a href="#">01-11-00-510405</a>	FICA/MEDICARE	324,652.00	324,652.00	30,735.53	74,859.78	249,792.22
<a href="#">01-11-00-510450</a>	AWARDS	300.00	300.00	0.00	0.00	300.00
	<b>SubAccount: 510 - SALARIES &amp; WAGES Total:</b>	<b>995,719.00</b>	<b>995,719.00</b>	<b>75,884.64</b>	<b>216,021.31</b>	<b>779,697.69</b>
<b>SubAccount: 520 - CONTRACTUAL SERVICES</b>						
<a href="#">01-11-00-520206</a>	ELECTRICITY	38,000.00	38,000.00	1,822.18	3,860.15	34,139.85
<a href="#">01-11-00-520207</a>	HEAT	20,000.00	20,000.00	540.63	1,797.90	18,202.10
<a href="#">01-11-00-520208</a>	WATER/SEWER	33,000.00	33,000.00	1,969.49	2,426.46	30,573.54
<a href="#">01-11-00-520209</a>	COMMUNICATION	45,000.00	45,000.00	6,157.78	10,899.31	34,100.69
<a href="#">01-11-00-520212</a>	PROFESSIONAL SERVICES	31,000.00	31,000.00	454.25	454.25	30,545.75
<a href="#">01-11-00-520213</a>	COMPUTER/SOFTWARE EXPENSES	84,097.00	84,097.00	683.10	44,217.26	39,879.74
<a href="#">01-11-00-520215</a>	MAINTENANCE AGREEMENTS	9,125.00	9,125.00	479.12	1,459.56	7,665.44
<a href="#">01-11-00-520216</a>	OFFICE EQUIPMENT LEASE	2,440.50	2,440.50	288.54	288.54	2,151.96
<a href="#">01-11-00-520217</a>	SECURITY SYSTEM	2,500.00	2,500.00	0.00	0.00	2,500.00
<a href="#">01-11-00-520220</a>	LEGAL FEES	30,000.00	30,000.00	5,113.13	5,113.13	24,886.87

All Funds Income Statement

For Fiscal: 2023-2024 Period Ending: 07/31/2023

		Original Total Budget	Current Total Budget	MTD Activity	YTD Activity	Budget Remaining
<a href="#">01-11-00-520222</a>	SUBSCRIPTIONS	300.00	300.00	15.00	15.00	285.00
<a href="#">01-11-00-520223</a>	DUES	10,801.00	10,801.00	0.00	1,935.00	8,866.00
<a href="#">01-11-00-520225</a>	EDUCATION/SEMINARS	2,500.00	2,500.00	0.00	0.00	2,500.00
<a href="#">01-11-00-520228</a>	PROSECUTION	7,000.00	7,000.00	1,225.00	1,225.00	5,775.00
<a href="#">01-11-00-520250</a>	MISCELLANEOUS	1,750.00	1,750.00	200.00	400.00	1,350.00
<a href="#">01-11-00-520255</a>	MISCELLANEOUS BANK CHARGES	13,000.00	13,000.00	420.53	1,203.86	11,796.14
<a href="#">01-11-00-520265</a>	IT SERVICE	27,500.00	27,500.00	1,558.00	4,824.00	22,676.00
<a href="#">01-11-00-520337</a>	UNEMPLOYMENT BENEFITS	3,500.00	3,500.00	0.00	0.00	3,500.00
<a href="#">01-11-00-520355</a>	SPECIAL EVENT INSURANCE	5,000.00	5,000.00	0.00	1,595.00	3,405.00
<a href="#">01-11-00-520554</a>	OFFICE EQUIPMENT REPAIRS	1,000.00	1,000.00	0.00	0.00	1,000.00
<a href="#">01-11-00-520574</a>	POSTAGE	2,750.00	2,750.00	8.13	23.01	2,726.99
<b>SubAccount: 520 - CONTRACTUAL SERVICES Total:</b>		<b>370,263.50</b>	<b>370,263.50</b>	<b>20,934.88</b>	<b>81,737.43</b>	<b>288,526.07</b>
<b>SubAccount: 530 - COMMODITIES</b>						
<a href="#">01-11-00-530250</a>	MISCELLANEOUS	2,500.00	2,500.00	0.00	152.50	2,347.50
<a href="#">01-11-00-530318</a>	SAFETY EQUIPMENT	5,125.00	5,125.00	-25.00	633.31	4,491.69
<a href="#">01-11-00-530365</a>	ADVERTISING	300.00	300.00	0.00	0.00	300.00
<a href="#">01-11-00-530366</a>	LEGAL ADS	2,500.00	2,500.00	0.00	75.80	2,424.20
<a href="#">01-11-00-530395</a>	PRINTING	2,000.00	2,000.00	64.46	64.46	1,935.54
<a href="#">01-11-00-530425</a>	COFFEE	1,500.00	1,500.00	75.48	281.84	1,218.16
<a href="#">01-11-00-530550</a>	RESOURCE MATERIALS	275.00	275.00	0.00	0.00	275.00
<a href="#">01-11-00-530551</a>	BLUEPRINTS	1,000.00	1,000.00	0.00	0.00	1,000.00
<a href="#">01-11-00-530552</a>	DRAFTING SUPPLIES	200.00	200.00	0.00	0.00	200.00
<a href="#">01-11-00-530553</a>	OFFICE SUPPLIES	13,500.00	13,500.00	469.71	1,998.01	11,501.99
<a href="#">01-11-00-530560</a>	OFFICE EQUIPMENT	2,000.00	2,000.00	303.19	303.19	1,696.81
<a href="#">01-11-00-530563</a>	COMPUTERS	33,500.00	33,500.00	671.29	1,131.26	32,368.74
<a href="#">01-11-00-530694</a>	UNIFORMS	2,300.00	2,300.00	1,657.00	1,824.00	476.00
<b>SubAccount: 530 - COMMODITIES Total:</b>		<b>66,700.00</b>	<b>66,700.00</b>	<b>3,216.13</b>	<b>6,464.37</b>	<b>60,235.63</b>
<b>SubAccount: 540 - INSURANCE</b>						
<a href="#">01-11-00-540507</a>	INSURANCE/HEALTH	387,751.00	387,751.00	46,194.36	75,140.87	312,610.13
<b>SubAccount: 540 - INSURANCE Total:</b>		<b>387,751.00</b>	<b>387,751.00</b>	<b>46,194.36</b>	<b>75,140.87</b>	<b>312,610.13</b>
<b>SubAccount: 570 - OTHER EXPENSES</b>						
<a href="#">01-11-00-570014</a>	REAL ESTATE TAXES	4,800.00	4,800.00	0.00	4,905.56	-105.56
<a href="#">01-11-00-570028</a>	FURNITURE/FIXTURES	6,000.00	6,000.00	0.00	0.00	6,000.00
<a href="#">01-11-00-570040</a>	COMMUNICATION EQUIPMENT	600.00	600.00	0.00	0.00	600.00
<a href="#">01-11-00-570250</a>	MISCELLANEOUS	8,575.00	8,575.00	138.00	1,590.11	6,984.89
<a href="#">01-11-00-570676</a>	MEETINGS/CONFERENCES	30,420.00	30,420.00	44.86	3,252.19	27,167.81
<a href="#">01-11-00-570677</a>	TRAVELING EXPENSE	5,200.00	5,200.00	562.38	1,386.89	3,813.11
<a href="#">01-11-00-570959</a>	OPERATING TRANSFER OUT	1,732,882.00	1,732,882.00	0.00	0.00	1,732,882.00
<b>SubAccount: 570 - OTHER EXPENSES Total:</b>		<b>1,788,477.00</b>	<b>1,788,477.00</b>	<b>745.24</b>	<b>11,134.75</b>	<b>1,777,342.25</b>
<b>SubAccount: 590 - BOND &amp; DEBT SERVICES</b>						
<a href="#">01-11-00-590017</a>	BOND INTEREST	2,800.00	2,800.00	0.00	1,400.00	1,400.00
<a href="#">01-11-00-590018</a>	BOND PRINCIPAL	140,000.00	140,000.00	0.00	0.00	140,000.00
<b>SubAccount: 590 - BOND &amp; DEBT SERVICES Total:</b>		<b>142,800.00</b>	<b>142,800.00</b>	<b>0.00</b>	<b>1,400.00</b>	<b>141,400.00</b>
<b>Expense Total:</b>		<b>3,751,710.50</b>	<b>3,751,710.50</b>	<b>146,975.25</b>	<b>391,898.73</b>	<b>3,359,811.77</b>
<b>Center: 11 - ADMINISTRATION Surplus (Deficit):</b>		<b>343,699.50</b>	<b>343,699.50</b>	<b>-65,861.46</b>	<b>1,775,433.19</b>	<b>-1,431,733.69</b>
<b>Center: 12 - PARK MAINTENANCE</b>						
<b>Revenue</b>						
<b>SubAccount: 440 - OPERATIONS INCOME</b>						
<a href="#">01-12-00-440017</a>	GRANTS	15,000.00	15,000.00	10,000.00	10,000.00	5,000.00
<a href="#">01-12-00-440026</a>	MEMORIALS	13,000.00	13,000.00	290.00	3,365.00	9,635.00
<a href="#">01-12-00-440029</a>	DONATIONS/SPONSORSHIPS	0.00	0.00	0.00	530.00	-530.00
<a href="#">01-12-00-440043</a>	RECYCLING INCOME	200.00	200.00	0.00	0.00	200.00
<a href="#">01-12-00-440046</a>	FIELD RENTAL	500.00	500.00	0.00	905.00	-405.00
<a href="#">01-12-00-440050</a>	PICNIC SHELTER RENTAL	19,400.00	19,400.00	3,680.00	9,410.00	9,990.00
<a href="#">01-12-00-440100</a>	FIELD MAINTENANCE REIMBURSEMENT	32,040.00	32,040.00	0.00	1,381.00	30,659.00



All Funds Income Statement

For Fiscal: 2023-2024 Period Ending: 07/31/2023

		Original Total Budget	Current Total Budget	MTD Activity	YTD Activity	Budget Remaining
<a href="#">01-12-00-440271</a>	EQUIPMENT DISPOSAL	5,000.00	5,000.00	0.00	831.00	4,169.00
<b>SubAccount: 440 - OPERATIONS INCOME Total:</b>		<b>85,140.00</b>	<b>85,140.00</b>	<b>13,970.00</b>	<b>26,422.00</b>	<b>58,718.00</b>
<b>Revenue Total:</b>		<b>85,140.00</b>	<b>85,140.00</b>	<b>13,970.00</b>	<b>26,422.00</b>	<b>58,718.00</b>

Expense

**SubAccount: 510 - SALARIES & WAGES**

<a href="#">01-12-00-510005</a>	SUPT OF PARKS SERVICES	34,955.00	34,955.00	2,602.64	7,753.38	27,201.62
<a href="#">01-12-00-510020</a>	PARK SUPERVISOR	53,608.00	53,608.00	4,034.65	11,998.80	41,609.20
<a href="#">01-12-00-510028</a>	GROUNDS SUPERVISOR	58,349.00	58,349.00	4,370.38	13,007.10	45,341.90
<a href="#">01-12-00-510035</a>	MAINTENANCE STAFF	568,739.00	568,739.00	37,524.88	112,311.18	456,427.82
<a href="#">01-12-00-510046</a>	MANAGER OF NATURAL RESOURCES	89,918.00	89,918.00	6,809.82	20,268.69	69,649.31
<a href="#">01-12-00-510058</a>	PART TIME MAINTENANCE	105,000.00	105,000.00	18,002.88	33,053.03	71,946.97
<a href="#">01-12-00-510065</a>	BUILDING CUSTODIAN	53,803.00	53,803.00	4,948.84	13,220.06	40,582.94
<a href="#">01-12-00-510694</a>	UNIFORM REIMBURSEMENT	3,000.00	3,000.00	702.76	1,487.64	1,512.36
<b>SubAccount: 510 - SALARIES &amp; WAGES Total:</b>		<b>967,372.00</b>	<b>967,372.00</b>	<b>78,996.85</b>	<b>213,099.88</b>	<b>754,272.12</b>

**SubAccount: 520 - CONTRACTUAL SERVICES**

<a href="#">01-12-00-520141</a>	BUILDING/WOODSCREEK	30,000.00	30,000.00	45.00	3,027.00	26,973.00
<a href="#">01-12-00-520151</a>	BUILDING/BONCOSKY	6,140.00	6,140.00	703.00	4,030.35	2,109.65
<a href="#">01-12-00-520152</a>	BUILDING/MAIN BEACH	47,300.00	47,300.00	3,445.77	5,205.51	42,094.49
<a href="#">01-12-00-520153</a>	BUILDING/GARAGE	11,500.00	11,500.00	0.00	1,070.82	10,429.18
<a href="#">01-12-00-520154</a>	BUILDING/WEST	7,500.00	7,500.00	191.35	574.05	6,925.95
<a href="#">01-12-00-520155</a>	BUILDING/V.A.	20,000.00	20,000.00	350.00	7,850.00	12,150.00
<a href="#">01-12-00-520156</a>	BUILDINGS/FARM	8,700.00	8,700.00	237.15	1,087.64	7,612.36
<a href="#">01-12-00-520157</a>	BUILDING/NATURE CENTER	10,000.00	10,000.00	69.61	3,087.22	6,912.78
<a href="#">01-12-00-520158</a>	BUILDING/SPOERL	14,000.00	14,000.00	1,562.00	1,737.00	12,263.00
<a href="#">01-12-00-520159</a>	BUILDING/ADMINISTRATIVE CENTER	50,000.00	50,000.00	571.32	2,555.28	47,444.72
<a href="#">01-12-00-520160</a>	BUILDING/ROTARY	9,000.00	9,000.00	55.00	365.16	8,634.84
<a href="#">01-12-00-520161</a>	BUILDING/BEAL'S	9,000.00	9,000.00	0.00	0.00	9,000.00
<a href="#">01-12-00-520163</a>	BUILDING/CHRIST	1,000.00	1,000.00	0.00	0.00	1,000.00
<a href="#">01-12-00-520164</a>	BUILDING/GRAND OAKS	20,500.00	20,500.00	147.75	665.84	19,834.16
<a href="#">01-12-00-520171</a>	BUILDING/COLONEL PALMER HOUSE	2,000.00	2,000.00	57.00	57.00	1,943.00
<a href="#">01-12-00-520173</a>	BUILDING/POLICE HEADQUARTERS	5,000.00	5,000.00	0.00	124.81	4,875.19
<a href="#">01-12-00-520205</a>	GARBAGE DISPOSAL	30,000.00	30,000.00	3,440.26	6,478.17	23,521.83
<a href="#">01-12-00-520209</a>	COMMUNICATION	16,500.00	16,500.00	1,274.32	4,334.64	12,165.36
<a href="#">01-12-00-520219</a>	CONTRACTUAL MOWING	60,000.00	60,000.00	9,630.00	14,445.00	45,555.00
<a href="#">01-12-00-520221</a>	TREE CARE	125,000.00	125,000.00	4,920.00	19,934.00	105,066.00
<a href="#">01-12-00-520224</a>	EQUIPMENT RENTAL	7,500.00	7,500.00	0.00	390.36	7,109.64
<a href="#">01-12-00-520225</a>	EDUCATION/SEMINARS	10,000.00	10,000.00	710.00	885.00	9,115.00
<a href="#">01-12-00-520383</a>	LIGHTING	6,000.00	6,000.00	0.00	0.00	6,000.00
<a href="#">01-12-00-520660</a>	VEHICLE/FLEET LEASE	160,000.00	160,000.00	0.00	0.00	160,000.00
<a href="#">01-12-00-520673</a>	EQUIPMENT REPAIRS	25,000.00	25,000.00	1,573.80	2,406.05	22,593.95
<a href="#">01-12-00-520675</a>	MOWER REPAIRS	15,000.00	15,000.00	0.00	2,384.35	12,615.65
<a href="#">01-12-00-520691</a>	TRUCK REPAIRS	40,000.00	40,000.00	3,108.94	4,897.73	35,102.27
<a href="#">01-12-00-520692</a>	AUTO REPAIRS	1,000.00	1,000.00	0.00	34.00	966.00
<a href="#">01-12-00-520693</a>	RADIO REPAIRS	800.00	800.00	0.00	0.00	800.00
<a href="#">01-12-00-520694</a>	TRAFFIC SIGNAL MAINT.	2,500.00	2,500.00	0.00	0.00	2,500.00
<a href="#">01-12-00-520695</a>	LAKE CONSULTANT/IMPROVEMENTS	80,000.00	80,000.00	23,044.39	28,744.39	51,255.61
<b>SubAccount: 520 - CONTRACTUAL SERVICES Total:</b>		<b>830,940.00</b>	<b>830,940.00</b>	<b>55,136.66</b>	<b>116,371.37</b>	<b>714,568.63</b>

**SubAccount: 530 - COMMODITIES**

<a href="#">01-12-00-530116</a>	AUTO PARTS & REPAIRS	800.00	800.00	0.00	624.58	175.42
<a href="#">01-12-00-530227</a>	EXPENDABLE TOOL & SHOP SUPPLY	15,000.00	15,000.00	1,996.50	6,854.29	8,145.71
<a href="#">01-12-00-530228</a>	MECHANIC TOOLS/SUPPLIES	10,000.00	10,000.00	0.00	2,692.88	7,307.12
<a href="#">01-12-00-530260</a>	GAS & DIESEL FUEL	80,000.00	80,000.00	0.00	14,431.25	65,568.75
<a href="#">01-12-00-530317</a>	LUBRICANTS & MOTOR OIL	5,000.00	5,000.00	0.00	13.98	4,986.02
<a href="#">01-12-00-530318</a>	SAFETY EQUIPMENT	8,000.00	8,000.00	3,157.65	3,599.30	4,400.70
<a href="#">01-12-00-530335</a>	STATE INSPECTION & LICENSING	2,000.00	2,000.00	207.00	343.00	1,657.00
<a href="#">01-12-00-530353</a>	CUSTODIAL SUPPLIES	10,000.00	10,000.00	1,283.17	4,317.42	5,682.58
<a href="#">01-12-00-530354</a>	BULB RECYCLING PROGRAM	500.00	500.00	0.00	0.00	500.00
<a href="#">01-12-00-530425</a>	COFFEE	1,300.00	1,300.00	0.00	158.47	1,141.53

All Funds Income Statement

For Fiscal: 2023-2024 Period Ending: 07/31/2023

		Original Total Budget	Current Total Budget	MTD Activity	YTD Activity	Budget Remaining
<a href="#">01-12-00-530553</a>	OFFICE SUPPLIES	6,000.00	6,000.00	225.39	394.80	5,605.20
<a href="#">01-12-00-530620</a>	HOLIDAY DECORATIONS	5,000.00	5,000.00	0.00	0.00	5,000.00
<a href="#">01-12-00-530625</a>	SNOW & ICE CONTROL	12,000.00	12,000.00	0.00	0.00	12,000.00
<a href="#">01-12-00-530630</a>	PARK SIGNAGE	10,000.00	10,000.00	727.12	1,500.24	8,499.76
<a href="#">01-12-00-530665</a>	TIRES & TUBES	10,000.00	10,000.00	256.92	256.92	9,743.08
<a href="#">01-12-00-530667</a>	ELECTRIC/LIGHTING SUPPLIES	2,000.00	2,000.00	0.00	0.00	2,000.00
<a href="#">01-12-00-530668</a>	PAINT SUPPLIES	5,000.00	5,000.00	139.52	167.86	4,832.14
<a href="#">01-12-00-530669</a>	SIGN MATERIALS	9,650.00	9,650.00	370.59	921.01	8,728.99
<a href="#">01-12-00-530670</a>	PICNIC TABLE REPAIR MATERIALS	15,000.00	15,000.00	1,435.65	1,751.33	13,248.67
<a href="#">01-12-00-530672</a>	FASTENERS	2,500.00	2,500.00	241.10	299.60	2,200.40
<a href="#">01-12-00-530673</a>	EQUIPMENT REPAIR PARTS	10,000.00	10,000.00	855.06	2,317.00	7,683.00
<a href="#">01-12-00-530674</a>	BOAT EQUIPMENT/SERVICE/REPAIRS	2,000.00	2,000.00	0.00	152.94	1,847.06
<a href="#">01-12-00-530675</a>	MOWER REPAIR PARTS	10,000.00	10,000.00	62.97	719.90	9,280.10
<a href="#">01-12-00-530691</a>	TRUCK REPAIR PARTS	7,000.00	7,000.00	649.00	1,545.67	5,454.33
<a href="#">01-12-00-530693</a>	RADIOS/COMMUNICATION EQUIP.	1,000.00	1,000.00	0.00	0.00	1,000.00
<a href="#">01-12-00-530694</a>	UNIFORMS	6,000.00	6,000.00	1,877.00	2,773.00	3,227.00
<a href="#">01-12-00-530695</a>	SEED/FERTILIZER	20,000.00	20,000.00	0.00	1,531.40	18,468.60
<a href="#">01-12-00-530696</a>	FERTILIZER/WEED CONTROL	20,000.00	20,000.00	3,450.65	6,873.65	13,126.35
<a href="#">01-12-00-530697</a>	IRRIGATION REPAIRS	10,000.00	10,000.00	4,267.54	6,971.37	3,028.63
	<b>SubAccount: 530 - COMMODITES Total:</b>	<b>295,750.00</b>	<b>295,750.00</b>	<b>21,202.83</b>	<b>61,211.86</b>	<b>234,538.14</b>
<b>SubAccount: 550 - UNCAPITALIZED IMPROVEMENTS</b>						
<a href="#">01-12-00-550106</a>	BUILDING/STERNES	1,000.00	1,000.00	0.00	0.00	1,000.00
<a href="#">01-12-00-550151</a>	BUILDING/WOODSCREEK	2,000.00	2,000.00	489.68	875.20	1,124.80
<a href="#">01-12-00-550152</a>	BUILDING/MAIN BEACH	11,500.00	11,500.00	1,947.22	3,926.49	7,573.51
<a href="#">01-12-00-550153</a>	BUILDING/GARAGE	10,000.00	10,000.00	122.97	305.89	9,694.11
<a href="#">01-12-00-550154</a>	BUILDING/WEST	3,500.00	3,500.00	215.79	585.42	2,914.58
<a href="#">01-12-00-550155</a>	BUILDING/V.A.	4,000.00	4,000.00	138.22	1,274.49	2,725.51
<a href="#">01-12-00-550156</a>	BUILDING/FARM	2,000.00	2,000.00	262.95	312.49	1,687.51
<a href="#">01-12-00-550157</a>	BUILDING/NATURE CENTER	4,000.00	4,000.00	39.95	240.17	3,759.83
<a href="#">01-12-00-550158</a>	BUILDING/SPOERL	2,000.00	2,000.00	34.99	34.99	1,965.01
<a href="#">01-12-00-550159</a>	BUILDING/ADMINISTRATIVE CENTER	6,000.00	6,000.00	49.75	200.11	5,799.89
<a href="#">01-12-00-550160</a>	BUILDING/ROTARY	4,000.00	4,000.00	351.48	994.66	3,005.34
<a href="#">01-12-00-550161</a>	GROUNDS/BEAL'S	4,000.00	4,000.00	0.00	17.88	3,982.12
<a href="#">01-12-00-550163</a>	GROUNDS/CHRIST	1,000.00	1,000.00	0.00	0.00	1,000.00
<a href="#">01-12-00-550164</a>	BUILDING/GRAND OAKS	6,000.00	6,000.00	270.00	304.45	5,695.55
<a href="#">01-12-00-550170</a>	BUILDING/LIPPOLD STORAGE COMP.	11,000.00	11,000.00	0.00	0.00	11,000.00
<a href="#">01-12-00-550171</a>	BUILDING/PALMER HOUSE	1,500.00	1,500.00	0.00	0.00	1,500.00
<a href="#">01-12-00-550172</a>	BUILDING/BONCOSKY COMPLEX	13,500.00	13,500.00	145.19	1,255.03	12,244.97
<a href="#">01-12-00-550173</a>	BUILDING/POLICE HEADQUARTERS	1,500.00	1,500.00	0.00	0.00	1,500.00
<a href="#">01-12-00-550176</a>	BUILDING/SHAMROCK HILLS	5,000.00	5,000.00	0.00	260.98	4,739.02
<a href="#">01-12-00-550556</a>	GROUNDS/MAIN	79,500.00	79,500.00	274.20	8,610.10	70,889.90
<a href="#">01-12-00-550557</a>	GROUNDS/WEST	19,500.00	19,500.00	0.00	1,041.79	18,458.21
<a href="#">01-12-00-550558</a>	GROUNDS/V.A.	117,100.00	117,100.00	2,725.01	3,268.19	113,831.81
<a href="#">01-12-00-550559</a>	NEIGHBORHOOD PARKS--NORTH	39,500.00	39,500.00	627.05	2,077.88	37,422.12
<a href="#">01-12-00-550560</a>	GROUNDS/FARM	4,000.00	4,000.00	0.00	498.51	3,501.49
<a href="#">01-12-00-550561</a>	TRAIL MAINTENANCE	10,000.00	10,000.00	0.00	0.00	10,000.00
<a href="#">01-12-00-550566</a>	GROUNDS/STERNES	4,000.00	4,000.00	0.00	0.00	4,000.00
<a href="#">01-12-00-550571</a>	GROUNDS/LIPPOLD	107,550.00	107,550.00	582.65	5,403.62	102,146.38
<a href="#">01-12-00-550573</a>	GROUNDS/SUND BALLFIELD COMPLEX	2,000.00	2,000.00	210.00	420.00	1,580.00
<a href="#">01-12-00-550574</a>	GROUNDS/SOCCER FIELDS	5,000.00	5,000.00	0.00	0.00	5,000.00
<a href="#">01-12-00-550661</a>	GROUNDS/SPOERL	11,400.00	11,400.00	0.00	0.00	11,400.00
<a href="#">01-12-00-550664</a>	NEIGHBORHOOD PARKS--SOUTH	30,500.00	30,500.00	576.25	1,537.17	28,962.83
<a href="#">01-12-00-550665</a>	GROUNDS/FETZNER	14,500.00	14,500.00	1,750.00	1,750.00	12,750.00
<a href="#">01-12-00-550666</a>	GROUNDS/FOUR COLONIES	4,200.00	4,200.00	475.55	1,293.70	2,906.30
<a href="#">01-12-00-550667</a>	GROUNDS/WOODSCREEK	7,500.00	7,500.00	0.00	107.68	7,392.32
<a href="#">01-12-00-550668</a>	GROUNDS/SAM JOHNS	2,000.00	2,000.00	0.00	23.97	1,976.03
<a href="#">01-12-00-550669</a>	GROUNDS/FEINBERG	4,500.00	4,500.00	0.00	79.95	4,420.05
<a href="#">01-12-00-550670</a>	GROUNDS/KEN BIRD	2,000.00	2,000.00	0.00	0.00	2,000.00
<a href="#">01-12-00-550671</a>	GROUNDS/PALMER HOUSE	3,600.00	3,600.00	21.57	340.63	3,259.37

All Funds Income Statement

For Fiscal: 2023-2024 Period Ending: 07/31/2023

		Original Total Budget	Current Total Budget	MTD Activity	YTD Activity	Budget Remaining
<a href="#">01-12-00-550672</a>	GROUNDS/WILLOWS EDGE	2,700.00	2,700.00	0.00	0.00	2,700.00
<a href="#">01-12-00-550674</a>	GROUNDS/GRAND OAKS	5,000.00	5,000.00	0.00	789.51	4,210.49
<a href="#">01-12-00-550675</a>	GROUNDS/OAK HOLLOW	1,000.00	1,000.00	0.00	0.00	1,000.00
<a href="#">01-12-00-550676</a>	GROUNDS/SHAMROCK HILLS	7,000.00	7,000.00	175.00	540.00	6,460.00
<b>SubAccount: 550 - UNCAPITALIZED IMPROVEMENTS Total:</b>		<b>577,550.00</b>	<b>577,550.00</b>	<b>11,485.47</b>	<b>38,370.95</b>	<b>539,179.05</b>
<b>SubAccount: 570 - OTHER EXPENSES</b>						
<a href="#">01-12-00-570024</a>	MEMORIALS	12,000.00	12,000.00	0.00	7,313.00	4,687.00
<a href="#">01-12-00-570030</a>	EQUIPMENT PURCHASE	200,802.00	200,802.00	4,900.96	55,868.84	144,933.16
<a href="#">01-12-00-570060</a>	LAKE STOCK	15,000.00	15,000.00	0.00	9,712.75	5,287.25
<a href="#">01-12-00-570800</a>	VANDALISM REPAIR	350.00	350.00	0.00	0.00	350.00
<b>SubAccount: 570 - OTHER EXPENSES Total:</b>		<b>228,152.00</b>	<b>228,152.00</b>	<b>4,900.96</b>	<b>72,894.59</b>	<b>155,257.41</b>
<b>Expense Total:</b>		<b>2,899,764.00</b>	<b>2,899,764.00</b>	<b>171,722.77</b>	<b>501,948.65</b>	<b>2,397,815.35</b>
<b>Center: 12 - PARK MAINTENANCE Surplus (Deficit):</b>		<b>-2,814,624.00</b>	<b>-2,814,624.00</b>	<b>-157,752.77</b>	<b>-475,526.65</b>	<b>-2,339,097.35</b>
<b>Center: 13 - PARK DEVELOPMENT</b>						
<b>Revenue</b>						
<b>SubAccount: 440 - OPERATIONS INCOME</b>						
<a href="#">01-13-00-440285</a>	BLD DEVELOPER CONTRIBUTIONS	600,000.00	600,000.00	0.00	0.00	600,000.00
<b>SubAccount: 440 - OPERATIONS INCOME Total:</b>		<b>600,000.00</b>	<b>600,000.00</b>	<b>0.00</b>	<b>0.00</b>	<b>600,000.00</b>
<b>Revenue Total:</b>		<b>600,000.00</b>	<b>600,000.00</b>	<b>0.00</b>	<b>0.00</b>	<b>600,000.00</b>
<b>Expense</b>						
<b>SubAccount: 570 - OTHER EXPENSES</b>						
<a href="#">01-13-00-570029</a>	NEIGHBORHOOD PARK IMPROVEMENT	400,000.00	400,000.00	6,331.40	8,366.39	391,633.61
<b>SubAccount: 570 - OTHER EXPENSES Total:</b>		<b>400,000.00</b>	<b>400,000.00</b>	<b>6,331.40</b>	<b>8,366.39</b>	<b>391,633.61</b>
<b>Expense Total:</b>		<b>400,000.00</b>	<b>400,000.00</b>	<b>6,331.40</b>	<b>8,366.39</b>	<b>391,633.61</b>
<b>Center: 13 - PARK DEVELOPMENT Surplus (Deficit):</b>		<b>200,000.00</b>	<b>200,000.00</b>	<b>-6,331.40</b>	<b>-8,366.39</b>	<b>208,366.39</b>
<b>Center: 14 - POLICE</b>						
<b>Revenue</b>						
<b>SubAccount: 440 - OPERATIONS INCOME</b>						
<a href="#">01-14-00-440017</a>	GRANTS	25,000.00	25,000.00	0.00	0.00	25,000.00
<a href="#">01-14-00-440034</a>	SPECIAL DUTY PATROL FEE	1,000.00	1,000.00	0.00	0.00	1,000.00
<b>SubAccount: 440 - OPERATIONS INCOME Total:</b>		<b>26,000.00</b>	<b>26,000.00</b>	<b>0.00</b>	<b>0.00</b>	<b>26,000.00</b>
<b>Revenue Total:</b>		<b>26,000.00</b>	<b>26,000.00</b>	<b>0.00</b>	<b>0.00</b>	<b>26,000.00</b>
<b>Expense</b>						
<b>SubAccount: 510 - SALARIES &amp; WAGES</b>						
<a href="#">01-14-00-510008</a>	CLERICAL-PART TIME	10,718.00	10,718.00	823.03	2,453.55	8,264.45
<a href="#">01-14-00-510074</a>	PARK POLICE CHIEF	31,733.00	31,733.00	2,435.33	7,237.09	24,495.91
<a href="#">01-14-00-510075</a>	P.T. POLICE	88,895.00	88,895.00	4,165.01	12,670.25	76,224.75
<a href="#">01-14-00-510076</a>	F.T. POLICE	25,448.00	25,448.00	1,869.35	5,589.04	19,858.96
<a href="#">01-14-00-510134</a>	PARK POLICE SPECIAL DUTY	2,000.00	2,000.00	0.00	0.00	2,000.00
<b>SubAccount: 510 - SALARIES &amp; WAGES Total:</b>		<b>158,794.00</b>	<b>158,794.00</b>	<b>9,292.72</b>	<b>27,949.93</b>	<b>130,844.07</b>
<b>SubAccount: 520 - CONTRACTUAL SERVICES</b>						
<a href="#">01-14-00-520209</a>	COMMUNICATION	3,000.00	3,000.00	381.78	529.56	2,470.44
<a href="#">01-14-00-520225</a>	EDUCATION/SEMINARS	5,000.00	5,000.00	219.52	344.52	4,655.48
<a href="#">01-14-00-520227</a>	PHYSICAL EXAMINATIONS	800.00	800.00	0.00	0.00	800.00
<a href="#">01-14-00-520290</a>	DISPATCH FEE	25,000.00	25,000.00	0.00	5,748.43	19,251.57
<b>SubAccount: 520 - CONTRACTUAL SERVICES Total:</b>		<b>33,800.00</b>	<b>33,800.00</b>	<b>601.30</b>	<b>6,622.51</b>	<b>27,177.49</b>
<b>SubAccount: 530 - COMMODITIES</b>						
<a href="#">01-14-00-530553</a>	OFFICE SUPPLIES	3,000.00	3,000.00	70.52	154.50	2,845.50
<b>SubAccount: 530 - COMMODITES Total:</b>		<b>3,000.00</b>	<b>3,000.00</b>	<b>70.52</b>	<b>154.50</b>	<b>2,845.50</b>
<b>SubAccount: 550 - UNCAPITALIZED IMPROVEMENTS</b>						
<a href="#">01-14-00-550600</a>	SECURITY EQUIPMENT	3,000.00	3,000.00	131.99	141.99	2,858.01
<a href="#">01-14-00-550601</a>	MISCELLANEOUS SUPPLIES	500.00	500.00	0.00	49.76	450.24
<a href="#">01-14-00-550602</a>	UNIFORMS	4,500.00	4,500.00	0.00	0.00	4,500.00
<a href="#">01-14-00-550603</a>	MEMBERSHIP & TRAINING	10,000.00	10,000.00	150.00	690.00	9,310.00

All Funds Income Statement

For Fiscal: 2023-2024 Period Ending: 07/31/2023

		Original Total Budget	Current Total Budget	MTD Activity	YTD Activity	Budget Remaining
<a href="#">01-14-00-550605</a>	COMMUNICATION EQUIPMENT	4,000.00	4,000.00	230.00	590.00	3,410.00
<b>SubAccount: 550 - UNCAPITALIZED IMPROVEMENTS Total:</b>		<b>22,000.00</b>	<b>22,000.00</b>	<b>511.99</b>	<b>1,471.75</b>	<b>20,528.25</b>
<b>SubAccount: 560 - MAINTENANCE &amp; REPAIRS</b>						
<a href="#">01-14-00-560604</a>	COMMUNICATION EQUIPMENT REPAIR	700.00	700.00	0.00	0.00	700.00
<a href="#">01-14-00-560607</a>	SNOWMOBILE/ATV REPAIRS	1,000.00	1,000.00	0.00	0.00	1,000.00
<b>SubAccount: 560 - MAINTENANCE &amp; REPAIRS Total:</b>		<b>1,700.00</b>	<b>1,700.00</b>	<b>0.00</b>	<b>0.00</b>	<b>1,700.00</b>
<b>SubAccount: 570 - OTHER EXPENSES</b>						
<a href="#">01-14-00-570030</a>	EQUIPMENT PURCHASE	55,000.00	55,000.00	0.00	10,966.37	44,033.63
<b>SubAccount: 570 - OTHER EXPENSES Total:</b>		<b>55,000.00</b>	<b>55,000.00</b>	<b>0.00</b>	<b>10,966.37</b>	<b>44,033.63</b>
<b>Expense Total:</b>		<b>274,294.00</b>	<b>274,294.00</b>	<b>10,476.53</b>	<b>47,165.06</b>	<b>227,128.94</b>
<b>Center: 14 - POLICE Surplus (Deficit):</b>		<b>-248,294.00</b>	<b>-248,294.00</b>	<b>-10,476.53</b>	<b>-47,165.06</b>	<b>-201,128.94</b>
<b>Center: 23 - FACILITY RENTAL OPERATIONS</b>						
<b>Revenue</b>						
<b>SubAccount: 440 - OPERATIONS INCOME</b>						
<a href="#">01-23-00-440051</a>	RENTAL OF FACILITIES	159,126.00	159,126.00	18,727.50	36,500.50	122,625.50
<a href="#">01-23-00-440210</a>	BAR/BEVERAGE INCOME	50,900.00	50,900.00	2,982.00	15,260.00	35,640.00
<a href="#">01-23-00-440220</a>	LINEN INCOME	17,820.00	17,820.00	1,088.50	2,264.50	15,555.50
<a href="#">01-23-00-440230</a>	GRATUITY	9,900.00	9,900.00	521.00	1,538.00	8,362.00
<b>SubAccount: 440 - OPERATIONS INCOME Total:</b>		<b>237,746.00</b>	<b>237,746.00</b>	<b>23,319.00</b>	<b>55,563.00</b>	<b>182,183.00</b>
<b>SubAccount: 490 - MERCHANDISE</b>						
<a href="#">01-23-00-490589</a>	SALES TAX	3,837.00	3,837.00	190.26	556.83	3,280.17
<b>SubAccount: 490 - MERCHANDISE Total:</b>		<b>3,837.00</b>	<b>3,837.00</b>	<b>190.26</b>	<b>556.83</b>	<b>3,280.17</b>
<b>Revenue Total:</b>		<b>241,583.00</b>	<b>241,583.00</b>	<b>23,509.26</b>	<b>56,119.83</b>	<b>185,463.17</b>
<b>Expense</b>						
<b>SubAccount: 510 - SALARIES &amp; WAGES</b>						
<a href="#">01-23-00-510048</a>	PART-TIME STAFF	48,717.00	48,717.00	1,442.88	4,300.56	44,416.44
<a href="#">01-23-00-510051</a>	BEER SALES	12,240.00	12,240.00	123.50	494.00	11,746.00
<a href="#">01-23-00-510058</a>	PART TIME MAINTENANCE	23,200.00	23,200.00	2,115.00	5,718.99	17,481.01
<a href="#">01-23-00-510210</a>	GRATUITY	0.00	0.00	145.00	666.00	-666.00
<b>SubAccount: 510 - SALARIES &amp; WAGES Total:</b>		<b>84,157.00</b>	<b>84,157.00</b>	<b>3,826.38</b>	<b>11,179.55</b>	<b>72,977.45</b>
<b>SubAccount: 520 - CONTRACTUAL SERVICES</b>						
<a href="#">01-23-00-520238</a>	LICENSES	1,500.00	1,500.00	0.00	1,107.88	392.12
<a href="#">01-23-00-520260</a>	LINEN EXPENSE	12,210.00	12,210.00	1,085.19	1,759.28	10,450.72
<b>SubAccount: 520 - CONTRACTUAL SERVICES Total:</b>		<b>13,710.00</b>	<b>13,710.00</b>	<b>1,085.19</b>	<b>2,867.16</b>	<b>10,842.84</b>
<b>SubAccount: 530 - COMMODITIES</b>						
<a href="#">01-23-00-530016</a>	PRODUCT - BEER & ALCOHOL	24,750.00	24,750.00	145.76	3,738.51	21,011.49
<a href="#">01-23-00-530250</a>	MISCELLANEOUS SUPPLIES	3,500.00	3,500.00	331.16	1,625.06	1,874.94
<a href="#">01-23-00-530735</a>	SALES TAX	3,837.00	3,837.00	0.00	0.00	3,837.00
<b>SubAccount: 530 - COMMODITIES Total:</b>		<b>32,087.00</b>	<b>32,087.00</b>	<b>476.92</b>	<b>5,363.57</b>	<b>26,723.43</b>
<b>SubAccount: 570 - OTHER EXPENSES</b>						
<a href="#">01-23-00-570028</a>	FURNITURE/FIXTURES	8,500.00	8,500.00	0.00	573.90	7,926.10
<a href="#">01-23-00-570677</a>	TRAVELING EXPENSE	0.00	0.00	21.62	21.62	-21.62
<a href="#">01-23-00-570960</a>	CASH OVER/SHORT	0.00	0.00	0.00	-1.00	1.00
<b>SubAccount: 570 - OTHER EXPENSES Total:</b>		<b>8,500.00</b>	<b>8,500.00</b>	<b>21.62</b>	<b>594.52</b>	<b>7,905.48</b>
<b>Expense Total:</b>		<b>138,454.00</b>	<b>138,454.00</b>	<b>5,410.11</b>	<b>20,004.80</b>	<b>118,449.20</b>
<b>Center: 23 - FACILITY RENTAL OPERATIONS Surplus (Deficit):</b>		<b>103,129.00</b>	<b>103,129.00</b>	<b>18,099.15</b>	<b>36,115.03</b>	<b>67,013.97</b>
<b>Fund: 01 - CORPORATE Surplus (Deficit):</b>		<b>-2,416,089.50</b>	<b>-2,416,089.50</b>	<b>-222,323.01</b>	<b>1,280,490.12</b>	
<b>Fund: 02 - RECREATION</b>						
<b>Center: 11 - ADMINISTRATION</b>						
<b>Revenue</b>						
<b>SubAccount: 410 - TAXES</b>						
<a href="#">02-11-00-410003</a>	PROPERTY TAX	1,873,567.00	1,873,567.00	15,077.05	1,013,249.84	860,317.16
<b>SubAccount: 410 - TAXES Total:</b>		<b>1,873,567.00</b>	<b>1,873,567.00</b>	<b>15,077.05</b>	<b>1,013,249.84</b>	<b>860,317.16</b>

All Funds Income Statement

For Fiscal: 2023-2024 Period Ending: 07/31/2023

		Original Total Budget	Current Total Budget	MTD Activity	YTD Activity	Budget Remaining
<b>SubAccount: 440 - OPERATIONS INCOME</b>						
<a href="#">02-11-00-440014</a>	INTEREST--MM/ILLINOIS FUNDS	8,500.00	8,500.00	8,450.06	24,548.94	-16,048.94
<a href="#">02-11-00-440019</a>	INVESTMENT INTEREST - CD'S	5,000.00	5,000.00	151.22	458.12	4,541.88
<a href="#">02-11-00-440021</a>	REIMBURSEMENT	250.00	250.00	14.82	201.99	48.01
<a href="#">02-11-00-440023</a>	OTHER INCOME	250.00	250.00	0.00	0.00	250.00
<a href="#">02-11-00-440037</a>	BROCHURE ADVERTISING REVENUE	8,000.00	8,000.00	1,803.29	5,351.71	2,648.29
<b>SubAccount: 440 - OPERATIONS INCOME Total:</b>		<b>22,000.00</b>	<b>22,000.00</b>	<b>10,419.39</b>	<b>30,560.76</b>	<b>-8,560.76</b>
<b>Revenue Total:</b>		<b>1,895,567.00</b>	<b>1,895,567.00</b>	<b>25,496.44</b>	<b>1,043,810.60</b>	<b>851,756.40</b>
<b>Expense</b>						
<b>SubAccount: 510 - SALARIES &amp; WAGES</b>						
<a href="#">02-11-00-510001</a>	DIRECTOR	89,006.00	89,006.00	6,634.60	19,832.47	69,173.53
<a href="#">02-11-00-510002</a>	SUPT OF BUSINESS SERVICES	52,093.00	52,093.00	3,937.20	11,729.09	40,363.91
<a href="#">02-11-00-510003</a>	SUPT OF REC PROGRAMS & FACILITIES	58,953.00	58,953.00	4,407.62	13,121.74	45,831.26
<a href="#">02-11-00-510004</a>	MANAGER REC FACILITY SERVICES	39,156.00	39,156.00	2,991.18	8,895.57	30,260.43
<a href="#">02-11-00-510005</a>	SUPT OF PARKS SERVICES	34,955.00	34,955.00	2,602.64	7,753.38	27,201.62
<a href="#">02-11-00-510007</a>	OFFICE STAFF	54,289.00	54,289.00	4,309.79	12,863.90	41,425.10
<a href="#">02-11-00-510009</a>	RECREATIONAL SUPERVISORS	243,875.00	243,875.00	18,600.83	55,333.30	188,541.70
<a href="#">02-11-00-510015</a>	PUBLIC RELATIONS COORDINATOR	45,619.00	45,619.00	3,410.02	10,152.12	35,466.88
<a href="#">02-11-00-510018</a>	ACCOUNTANTS	69,116.00	69,116.00	5,922.15	18,193.10	50,922.90
<a href="#">02-11-00-510035</a>	MAINTENANCE STAFF	318,167.00	318,167.00	20,916.62	62,547.96	255,619.04
<a href="#">02-11-00-510041</a>	MANAGER OF PARK PLANNING & DEVELO...	23,899.00	23,899.00	1,817.30	5,408.63	18,490.37
<a href="#">02-11-00-510054</a>	SAFETY/1ST AID TRAINING	21,500.00	21,500.00	0.00	0.00	21,500.00
<a href="#">02-11-00-510056</a>	MGR OF RECREATION SERVICES	76,500.00	76,500.00	0.00	0.00	76,500.00
<a href="#">02-11-00-510058</a>	PART TIME MAINTENANCE	43,000.00	43,000.00	7,933.48	14,565.78	28,434.22
<a href="#">02-11-00-510063</a>	MARKETING COORDINATOR	62,081.00	62,081.00	5,024.21	14,380.65	47,700.35
<a href="#">02-11-00-510065</a>	BUILDING CUSTODIAN	82,198.00	82,198.00	7,560.75	20,197.37	62,000.63
<a href="#">02-11-00-510070</a>	HUMAN RESOURCE MANAGER	24,189.00	24,189.00	454.33	4,132.26	20,056.74
<a href="#">02-11-00-510300</a>	RISK MANAGER	25,000.00	25,000.00	0.00	0.00	25,000.00
<a href="#">02-11-00-510405</a>	FICA/MEDICARE	102,916.00	102,916.00	15,624.64	31,797.42	71,118.58
<a href="#">02-11-00-510450</a>	AWARDS	300.00	300.00	0.00	0.00	300.00
<b>SubAccount: 510 - SALARIES &amp; WAGES Total:</b>		<b>1,466,812.00</b>	<b>1,466,812.00</b>	<b>112,147.36</b>	<b>310,904.74</b>	<b>1,155,907.26</b>
<b>SubAccount: 520 - CONTRACTUAL SERVICES</b>						
<a href="#">02-11-00-520201</a>	SCHOLARSHIP	3,000.00	3,000.00	117.00	318.60	2,681.40
<a href="#">02-11-00-520205</a>	GARBAGE DISPOSAL	5,000.00	5,000.00	147.14	295.58	4,704.42
<a href="#">02-11-00-520206</a>	ELECTRICITY	38,000.00	38,000.00	1,822.10	3,860.17	34,139.83
<a href="#">02-11-00-520207</a>	HEAT	20,000.00	20,000.00	540.68	1,797.91	18,202.09
<a href="#">02-11-00-520208</a>	WATER/SEWER	33,000.00	33,000.00	1,738.66	2,096.73	30,903.27
<a href="#">02-11-00-520209</a>	COMMUNICATION	46,000.00	46,000.00	6,263.34	11,110.42	34,889.58
<a href="#">02-11-00-520211</a>	COUPONS RECREATION	500.00	500.00	30.00	97.00	403.00
<a href="#">02-11-00-520212</a>	PROFESSIONAL SERVICES	1,000.00	1,000.00	147.50	147.50	852.50
<a href="#">02-11-00-520213</a>	COMPUTER/SOFTWARE EXPENSES	82,297.00	82,297.00	683.10	44,217.27	38,079.73
<a href="#">02-11-00-520215</a>	MAINTENANCE AGREEMENTS	5,625.00	5,625.00	479.15	1,459.60	4,165.40
<a href="#">02-11-00-520216</a>	OFFICE EQUIPMENT LEASE	2,440.50	2,440.50	288.54	288.54	2,151.96
<a href="#">02-11-00-520220</a>	LEGAL FEES	7,000.00	7,000.00	1,704.37	1,704.37	5,295.63
<a href="#">02-11-00-520222</a>	SUBSCRIPTIONS	300.00	300.00	14.99	14.99	285.01
<a href="#">02-11-00-520223</a>	DUES	10,381.00	10,381.00	0.00	1,935.00	8,446.00
<a href="#">02-11-00-520225</a>	EDUCATION/SEMINARS	1,500.00	1,500.00	0.00	0.00	1,500.00
<a href="#">02-11-00-520250</a>	MISCELLANEOUS	1,250.00	1,250.00	200.00	400.00	850.00
<a href="#">02-11-00-520255</a>	MISCELLANEOUS BANK CHARGES	62,000.00	62,000.00	4,716.81	22,612.52	39,387.48
<a href="#">02-11-00-520265</a>	IT SERVICE	27,500.00	27,500.00	1,558.00	4,824.00	22,676.00
<a href="#">02-11-00-520574</a>	POSTAGE	36,150.00	36,150.00	310.00	9,710.00	26,440.00
<b>SubAccount: 520 - CONTRACTUAL SERVICES Total:</b>		<b>382,943.50</b>	<b>382,943.50</b>	<b>20,761.38</b>	<b>106,890.20</b>	<b>276,053.30</b>
<b>SubAccount: 530 - COMMODITIES</b>						
<a href="#">02-11-00-530250</a>	MISCELLANEOUS	1,150.00	1,150.00	0.00	152.50	997.50
<a href="#">02-11-00-530260</a>	GAS & DIESEL FUEL	15,000.00	15,000.00	0.00	0.00	15,000.00
<a href="#">02-11-00-530318</a>	SAFETY EQUIPMENT	5,125.00	5,125.00	-25.00	116.75	5,008.25
<a href="#">02-11-00-530353</a>	CUSTODIAL SUPPLIES	15,000.00	15,000.00	2,801.00	8,548.49	6,451.51
<a href="#">02-11-00-530360</a>	PUBLIC INFORMATION SUPPLIES	39,370.00	39,370.00	2,985.16	9,731.56	29,638.44

All Funds Income Statement

For Fiscal: 2023-2024 Period Ending: 07/31/2023

		Original Total Budget	Current Total Budget	MTD Activity	YTD Activity	Budget Remaining
<a href="#">02-11-00-530365</a>	ADVERTISING	23,310.00	23,310.00	522.01	1,877.01	21,432.99
<a href="#">02-11-00-530395</a>	PRINTING	75,600.00	75,600.00	426.18	24,365.74	51,234.26
<a href="#">02-11-00-530425</a>	COFFEE	1,500.00	1,500.00	75.48	281.83	1,218.17
<a href="#">02-11-00-530550</a>	RESOURCE MATERIALS	275.00	275.00	0.00	0.00	275.00
<a href="#">02-11-00-530553</a>	OFFICE SUPPLIES	13,500.00	13,500.00	349.06	2,112.68	11,387.32
<a href="#">02-11-00-530560</a>	OFFICE EQUIPMENT	2,000.00	2,000.00	723.55	723.55	1,276.45
<a href="#">02-11-00-530563</a>	COMPUTERS	30,500.00	30,500.00	705.34	835.32	29,664.68
<a href="#">02-11-00-530694</a>	UNIFORMS	2,500.00	2,500.00	336.00	383.00	2,117.00
	<b>SubAccount: 530 - COMMODITES Total:</b>	<b>224,830.00</b>	<b>224,830.00</b>	<b>8,898.78</b>	<b>49,128.43</b>	<b>175,701.57</b>
	<b>SubAccount: 540 - INSURANCE</b>					
<a href="#">02-11-00-540507</a>	INSURANCE/HEALTH	586,473.00	586,473.00	50,886.70	87,745.13	498,727.87
	<b>SubAccount: 540 - INSURANCE Total:</b>	<b>586,473.00</b>	<b>586,473.00</b>	<b>50,886.70</b>	<b>87,745.13</b>	<b>498,727.87</b>
	<b>SubAccount: 570 - OTHER EXPENSES</b>					
<a href="#">02-11-00-570028</a>	FURNITURE/FIXTURES	14,350.00	14,350.00	0.00	0.00	14,350.00
<a href="#">02-11-00-570040</a>	COMMUNICATION EQUIPMENT	900.00	900.00	0.00	0.00	900.00
<a href="#">02-11-00-570250</a>	MISCELLANEOUS	8,575.00	8,575.00	138.00	556.12	8,018.88
<a href="#">02-11-00-570676</a>	MEETINGS/CONFERENCES	23,500.00	23,500.00	0.00	95.54	23,404.46
<a href="#">02-11-00-570677</a>	TRAVELING EXPENSE	5,100.00	5,100.00	989.55	1,482.21	3,617.79
<a href="#">02-11-00-570959</a>	OPERATING TRANSFER OUT	840,000.00	840,000.00	0.00	0.00	840,000.00
<a href="#">02-11-00-570960</a>	CASH OVER/SHORT	0.00	0.00	0.00	3.36	-3.36
	<b>SubAccount: 570 - OTHER EXPENSES Total:</b>	<b>892,425.00</b>	<b>892,425.00</b>	<b>1,127.55</b>	<b>2,137.23</b>	<b>890,287.77</b>
	<b>Expense Total:</b>	<b>3,553,483.50</b>	<b>3,553,483.50</b>	<b>193,821.77</b>	<b>556,805.73</b>	<b>2,996,677.77</b>
	<b>Center: 11 - ADMINISTRATION Surplus (Deficit):</b>	<b>-1,657,916.50</b>	<b>-1,657,916.50</b>	<b>-168,325.33</b>	<b>487,004.87</b>	<b>-2,144,921.37</b>
	<b>Center: 14 - POLICE</b>					
	<b>Expense</b>					
	<b>SubAccount: 510 - SALARIES &amp; WAGES</b>					
<a href="#">02-14-00-510008</a>	CLERICAL-PART TIME	10,718.00	10,718.00	823.03	2,453.55	8,264.45
<a href="#">02-14-00-510074</a>	PARK POLICE CHIEF	31,733.00	31,733.00	2,435.33	7,237.09	24,495.91
<a href="#">02-14-00-510075</a>	P.T. POLICE	88,895.00	88,895.00	4,165.01	12,670.25	76,224.75
<a href="#">02-14-00-510076</a>	F.T. POLICE	25,448.00	25,448.00	1,869.35	5,589.04	19,858.96
	<b>SubAccount: 510 - SALARIES &amp; WAGES Total:</b>	<b>156,794.00</b>	<b>156,794.00</b>	<b>9,292.72</b>	<b>27,949.93</b>	<b>128,844.07</b>
	<b>SubAccount: 550 - UNCAPITALIZED IMPROVEMENTS</b>					
<a href="#">02-14-00-550603</a>	MEMBERSHIP & TRAINING	1,000.00	1,000.00	0.00	0.00	1,000.00
	<b>SubAccount: 550 - UNCAPITALIZED IMPROVEMENTS Total:</b>	<b>1,000.00</b>	<b>1,000.00</b>	<b>0.00</b>	<b>0.00</b>	<b>1,000.00</b>
	<b>Expense Total:</b>	<b>157,794.00</b>	<b>157,794.00</b>	<b>9,292.72</b>	<b>27,949.93</b>	<b>129,844.07</b>
	<b>Center: 14 - POLICE Total:</b>	<b>157,794.00</b>	<b>157,794.00</b>	<b>9,292.72</b>	<b>27,949.93</b>	<b>129,844.07</b>
	<b>Center: 62 - ADULT RECREATION</b>					
	<b>Revenue</b>					
	<b>SubAccount: 430 - PROGRAM REVENUE</b>					
<a href="#">02-62-00-430207</a>	CONTRACTUAL DANCE CLASSES	2,880.00	2,880.00	307.66	1,111.00	1,769.00
<a href="#">02-62-00-430209</a>	ADULT FITNESS	61,500.00	61,500.00	4,744.80	13,343.71	48,156.29
<a href="#">02-62-00-430328</a>	SENIOR FITNESS	7,912.50	7,912.50	1,371.13	3,840.66	4,071.84
<a href="#">02-62-20-430365</a>	SNOWBIRD/KISS-IT TOURNS	3,840.00	3,840.00	0.00	0.00	3,840.00
<a href="#">02-62-20-430430</a>	ADULT VOLLEYBALL	14,925.00	14,925.00	0.00	0.00	14,925.00
	<b>SubAccount: 430 - PROGRAM REVENUE Total:</b>	<b>91,057.50</b>	<b>91,057.50</b>	<b>6,423.59</b>	<b>18,295.37</b>	<b>72,762.13</b>
	<b>Revenue Total:</b>	<b>91,057.50</b>	<b>91,057.50</b>	<b>6,423.59</b>	<b>18,295.37</b>	<b>72,762.13</b>
	<b>Expense</b>					
	<b>SubAccount: 501 - PROGRAM SALARIES &amp; WAGES</b>					
<a href="#">02-62-00-501209</a>	ADULT FITNESS SALARIES & WAGES	42,608.00	42,608.00	2,198.92	7,524.01	35,083.99
<a href="#">02-62-00-501328</a>	SENIOR FITNESS SALARIES & WAGES	6,232.00	6,232.00	560.25	1,707.75	4,524.25
<a href="#">02-62-20-501365</a>	SNOWBIRD/KISS-IT TOURNS SALARIES & W...	909.00	909.00	0.00	0.00	909.00
<a href="#">02-62-20-501430</a>	ADULT VOLLEYBALL SALARIES & WAGES	6,488.00	6,488.00	0.00	0.00	6,488.00
	<b>SubAccount: 501 - PROGRAM SALARIES &amp; WAGES Total:</b>	<b>56,237.00</b>	<b>56,237.00</b>	<b>2,759.17</b>	<b>9,231.76</b>	<b>47,005.24</b>
	<b>SubAccount: 502 - PROGRAM CONTRACTUAL SERVICES</b>					
<a href="#">02-62-00-502207</a>	CONTRACTUAL DANCE CLASSES CONTRACT...	2,016.00	2,016.00	604.80	604.80	1,411.20

All Funds Income Statement

For Fiscal: 2023-2024 Period Ending: 07/31/2023

		Original Total Budget	Current Total Budget	MTD Activity	YTD Activity	Budget Remaining
<a href="#">02-62-20-502365</a>	SNOWBIRD/KISS-IT TOURNS CONTRACTUAL...	80.00	80.00	0.00	0.00	80.00
<a href="#">02-62-20-502430</a>	ADULT VOLLEYBALL CONTRACTUAL SVCS	448.00	448.00	0.00	0.00	448.00
<b>SubAccount: 502 - PROGRAM CONTRACTUAL SERVICES Total:</b>		<b>2,544.00</b>	<b>2,544.00</b>	<b>604.80</b>	<b>604.80</b>	<b>1,939.20</b>
<b>SubAccount: 503 - PROGRAM COMMODITIES</b>						
<a href="#">02-62-00-503209</a>	ADULT FITNESS COMMODITIES	2,350.00	2,350.00	752.34	1,176.81	1,173.19
<a href="#">02-62-00-503328</a>	SENIOR FITNESS COMMODITIES	100.00	100.00	0.00	0.00	100.00
<a href="#">02-62-20-503365</a>	SNOWBIRD/KISS-IT TOURNS COMMODITIES	1,300.00	1,300.00	0.00	0.00	1,300.00
<a href="#">02-62-20-503430</a>	ADULT VOLLEYBALL COMMODITIES	1,890.00	1,890.00	0.00	62.91	1,827.09
<b>SubAccount: 503 - PROGRAM COMMODITIES Total:</b>		<b>5,640.00</b>	<b>5,640.00</b>	<b>752.34</b>	<b>1,239.72</b>	<b>4,400.28</b>
<b>Expense Total:</b>		<b>64,421.00</b>	<b>64,421.00</b>	<b>4,116.31</b>	<b>11,076.28</b>	<b>53,344.72</b>
<b>Center: 62 - ADULT RECREATION Surplus (Deficit):</b>		<b>26,636.50</b>	<b>26,636.50</b>	<b>2,307.28</b>	<b>7,219.09</b>	<b>19,417.41</b>

Center: 63 - YOUTH RECREATION

Revenue

<b>SubAccount: 430 - PROGRAM REVENUE</b>						
<a href="#">02-63-00-430068</a>	BABYSITTING TRAINING	4,250.00	4,250.00	1,189.00	1,189.00	3,061.00
<a href="#">02-63-00-430133</a>	EDUCATION/PRE-SCHOOL	191,788.00	191,788.00	2,667.94	24,087.92	167,700.08
<a href="#">02-63-00-430186</a>	CAMP/YOUNG EXPLORERS	511,375.00	511,375.00	236,763.09	480,555.06	30,819.94
<a href="#">02-63-00-430187</a>	E.T. CAMP	97,254.00	97,254.00	39,079.04	71,742.34	25,511.66
<a href="#">02-63-00-430188</a>	JR HIGH & TEEN CAMPS	135,410.00	135,410.00	66,448.66	137,080.16	-1,670.16
<a href="#">02-63-00-430214</a>	KID ROCK	10,431.00	10,431.00	867.00	3,686.00	6,745.00
<a href="#">02-63-00-430217</a>	KIDS FITNESS CLASSES	2,016.00	2,016.00	0.00	0.00	2,016.00
<a href="#">02-63-00-430220</a>	EXTENDED TIME	1,239,218.00	1,239,218.00	1,560.00	38,188.17	1,201,029.83
<a href="#">02-63-00-430245</a>	GYMNASTICS	38,644.00	38,644.00	6,633.34	14,060.04	24,583.96
<a href="#">02-63-00-430276</a>	JR. LEADERS	17,145.00	17,145.00	8,021.58	17,023.95	121.05
<a href="#">02-63-00-430287</a>	YOUTH SPECIALTY CLASSES	12,050.00	12,050.00	6,103.40	11,530.40	519.60
<a href="#">02-63-00-430329</a>	LITTLE CHEFS/TOT COOKING	9,680.00	9,680.00	299.63	1,051.97	8,628.03
<a href="#">02-63-20-430055</a>	BOYS ASBB	28,500.00	28,500.00	0.00	0.00	28,500.00
<a href="#">02-63-20-430056</a>	GIRLS ASBB	18,000.00	18,000.00	0.00	0.00	18,000.00
<a href="#">02-63-20-430094</a>	YOUTH ATHLETICS	114,375.00	114,375.00	17,570.39	55,285.81	59,089.19
<a href="#">02-63-20-430108</a>	VOLLEYBALL	15,642.00	15,642.00	2,415.00	8,328.00	7,314.00
<a href="#">02-63-20-430420</a>	SKYHAWKS CAMPS	12,502.00	12,502.00	9,247.00	13,706.00	-1,204.00
<b>SubAccount: 430 - PROGRAM REVENUE Total:</b>		<b>2,458,280.00</b>	<b>2,458,280.00</b>	<b>398,865.07</b>	<b>877,514.82</b>	<b>1,580,765.18</b>
<b>Revenue Total:</b>		<b>2,458,280.00</b>	<b>2,458,280.00</b>	<b>398,865.07</b>	<b>877,514.82</b>	<b>1,580,765.18</b>

Expense

<b>SubAccount: 501 - PROGRAM SALARIES &amp; WAGES</b>						
<a href="#">02-63-00-501068</a>	BABYSITTING TRAINING SALARIES & WAGES	474.00	474.00	0.00	0.00	474.00
<a href="#">02-63-00-501133</a>	EDUCATION/PRE-SCHOOL SALARIES & WA...	136,052.00	136,052.00	3,196.32	18,979.23	117,072.77
<a href="#">02-63-00-501186</a>	CAMP/YOUNG EXPLORERS SALARIES & WA...	288,943.00	288,943.00	119,455.12	223,387.99	65,555.01
<a href="#">02-63-00-501187</a>	E.T. CAMP SALARIES & WAGES	50,069.00	50,069.00	18,010.18	33,403.66	16,665.34
<a href="#">02-63-00-501188</a>	JR HIGH & TEEN CAMPS SALARIES & WAGES	72,538.00	72,538.00	27,413.42	50,561.44	21,976.56
<a href="#">02-63-00-501217</a>	KIDS FITNESS CLASSES SALARIES & WAGES	1,728.00	1,728.00	177.52	230.77	1,497.23
<a href="#">02-63-00-501220</a>	EXTENDED TIME SALARIES & WAGES	581,536.00	581,536.00	10,633.42	87,549.41	493,986.59
<a href="#">02-63-00-501287</a>	YOUTH SPECIALTY CLASSES SALARIES & W...	360.00	360.00	0.00	0.00	360.00
<a href="#">02-63-20-501055</a>	BOYS ASBB SALARIES & WAGES	10,740.00	10,740.00	0.00	0.00	10,740.00
<a href="#">02-63-20-501056</a>	GIRLS ASBB SALARIES & WAGES	6,822.00	6,822.00	0.00	0.00	6,822.00
<b>SubAccount: 501 - PROGRAM SALARIES &amp; WAGES Total:</b>		<b>1,149,262.00</b>	<b>1,149,262.00</b>	<b>178,885.98</b>	<b>414,112.50</b>	<b>735,149.50</b>
<b>SubAccount: 502 - PROGRAM CONTRACTUAL SERVICES</b>						
<a href="#">02-63-00-502133</a>	EDUCATION/PRE-SCHOOL CONTRACTUAL S...	12,610.00	12,610.00	875.69	2,969.19	9,640.81
<a href="#">02-63-00-502186</a>	CAMP/YOUNG EXPLORERS CONTRACTUAL ...	49,807.00	49,807.00	25,413.78	29,202.76	20,604.24
<a href="#">02-63-00-502187</a>	E.T. CAMP CONTRACTUAL SVCS	12,400.00	12,400.00	4,713.43	4,723.23	7,676.77
<a href="#">02-63-00-502188</a>	JR HIGH & TEEN CAMPS CONTRACTUAL SV...	20,430.00	20,430.00	10,298.87	15,504.70	4,925.30
<a href="#">02-63-00-502214</a>	KID ROCK CONTRACTUAL SVCS	7,302.00	7,302.00	0.00	2,890.00	4,412.00
<a href="#">02-63-00-502220</a>	EXTENDED TIME CONTRACTUAL SVCS	263,553.00	263,553.00	18,978.66	39,596.19	223,956.81
<a href="#">02-63-00-502245</a>	GYMNASTICS CONTRACTUAL SVCS	24,532.00	24,532.00	0.00	0.00	24,532.00
<a href="#">02-63-00-502276</a>	JR. LEADERS CONTRACTUAL SVCS	10,725.00	10,725.00	2,700.00	2,700.00	8,025.00
<a href="#">02-63-00-502287</a>	YOUTH SPECIALTY CLASSES CONTRACTUAL ...	8,200.00	8,200.00	3,268.20	6,577.20	1,622.80
<a href="#">02-63-00-502329</a>	LITTLE CHEFS/TOT COOKING CONTRACTUAL...	6,760.00	6,760.00	0.00	0.00	6,760.00

All Funds Income Statement

For Fiscal: 2023-2024 Period Ending: 07/31/2023

		Original Total Budget	Current Total Budget	MTD Activity	YTD Activity	Budget Remaining
<a href="#">02-63-20-502055</a>	BOYS ASBB CONTRACTUAL SVCS	3,990.00	3,990.00	0.00	0.00	3,990.00
<a href="#">02-63-20-502056</a>	GIRLS ASBB CONTRACTUAL SVCS	3,598.00	3,598.00	0.00	0.00	3,598.00
<a href="#">02-63-20-502094</a>	YOUTH ATHLETICS CONTRACTUAL SVCS	80,062.50	80,062.50	0.00	12,483.45	67,579.05
<a href="#">02-63-20-502108</a>	VOLLEYBALL CONTRACTUAL SVCS	10,949.00	10,949.00	2,772.00	3,950.10	6,998.90
<a href="#">02-63-20-502420</a>	SKYHAWKS CAMPS CONTRACTUAL SVCS	8,751.00	8,751.00	2,841.30	2,841.30	5,909.70
<b>SubAccount: 502 - PROGRAM CONTRACTUAL SERVICES Total:</b>		<b>523,669.50</b>	<b>523,669.50</b>	<b>71,861.93</b>	<b>123,438.12</b>	<b>400,231.38</b>
<b>SubAccount: 503 - PROGRAM COMMODITIES</b>						
<a href="#">02-63-00-503068</a>	BABYSITTING TRAINING COMMODITIES	1,650.00	1,650.00	0.00	0.00	1,650.00
<a href="#">02-63-00-503133</a>	EDUCATION/PRE-SCHOOL COMMODITIES	5,571.00	5,571.00	377.67	2,996.07	2,574.93
<a href="#">02-63-00-503186</a>	CAMP/YOUNG EXPLORERS COMMODITIES	13,875.00	13,875.00	3,499.43	14,889.65	-1,014.65
<a href="#">02-63-00-503187</a>	E.T. CAMP COMMODITIES	3,064.00	3,064.00	1,033.75	2,779.06	284.94
<a href="#">02-63-00-503188</a>	JR HIGH & TEEN CAMPS COMMODITIES	4,398.00	4,398.00	1,000.56	4,082.21	315.79
<a href="#">02-63-00-503220</a>	EXTENDED TIME COMMODITIES	45,035.00	45,035.00	713.62	4,519.33	40,515.67
<a href="#">02-63-00-503276</a>	JR. LEADERS COMMODITIES	563.00	563.00	0.00	245.00	318.00
<a href="#">02-63-00-503287</a>	YOUTH SPECIALTY CLASSES COMMODITIES	100.00	100.00	0.00	0.00	100.00
<a href="#">02-63-20-503055</a>	BOYS ASBB COMMODITIES	4,695.00	4,695.00	0.00	0.00	4,695.00
<a href="#">02-63-20-503056</a>	GIRLS ASBB COMMODITIES	2,055.00	2,055.00	0.00	0.00	2,055.00
<b>SubAccount: 503 - PROGRAM COMMODITIES Total:</b>		<b>81,006.00</b>	<b>81,006.00</b>	<b>6,625.03</b>	<b>29,511.32</b>	<b>51,494.68</b>
<b>Expense Total:</b>		<b>1,753,937.50</b>	<b>1,753,937.50</b>	<b>257,372.94</b>	<b>567,061.94</b>	<b>1,186,875.56</b>
<b>Center: 63 - YOUTH RECREATION Surplus (Deficit):</b>		<b>704,342.50</b>	<b>704,342.50</b>	<b>141,492.13</b>	<b>310,452.88</b>	<b>393,889.62</b>
<b>Center: 64 - PROGRAMS FOR ALL AGES</b>						
<b>Revenue</b>						
<b>SubAccount: 430 - PROGRAM REVENUE</b>						
<a href="#">02-64-00-430205</a>	ADULT/YOUTH DANCE	92,689.00	92,689.00	13,147.95	31,297.38	61,391.62
<a href="#">02-64-00-430265</a>	GARDEN PLOTS	3,720.00	3,720.00	408.89	1,224.62	2,495.38
<a href="#">02-64-00-430270</a>	WAGON RIDES	5,650.00	5,650.00	0.00	0.00	5,650.00
<a href="#">02-64-00-430282</a>	SHOTOKAN	22,550.00	22,550.00	1,529.66	5,550.30	16,999.70
<a href="#">02-64-00-430283</a>	HAPKIDO	7,450.00	7,450.00	664.95	1,709.89	5,740.11
<a href="#">02-64-00-430284</a>	ART CLASSES	9,165.00	9,165.00	3,226.00	6,226.00	2,939.00
<a href="#">02-64-00-430383</a>	THEATER/VOICE	53,750.00	53,750.00	-561.72	3,232.84	50,517.16
<b>SubAccount: 430 - PROGRAM REVENUE Total:</b>		<b>194,974.00</b>	<b>194,974.00</b>	<b>18,415.73</b>	<b>49,241.03</b>	<b>145,732.97</b>
<b>Revenue Total:</b>		<b>194,974.00</b>	<b>194,974.00</b>	<b>18,415.73</b>	<b>49,241.03</b>	<b>145,732.97</b>
<b>Expense</b>						
<b>SubAccount: 501 - PROGRAM SALARIES &amp; WAGES</b>						
<a href="#">02-64-00-501205</a>	ADULT/YOUTH DANCE SALARIES & WAGES	35,034.00	35,034.00	2,229.50	5,564.54	29,469.46
<a href="#">02-64-00-501270</a>	WAGON RIDES SALARIES & WAGES	2,450.00	2,450.00	0.00	0.00	2,450.00
<a href="#">02-64-00-501283</a>	HAPKIDO SALARIES & WAGES	4,966.00	4,966.00	185.25	770.25	4,195.75
<a href="#">02-64-00-501383</a>	THEATER/VOICE SALARIES & WAGES	15,508.00	15,508.00	1,276.54	4,181.99	11,326.01
<b>SubAccount: 501 - PROGRAM SALARIES &amp; WAGES Total:</b>		<b>57,958.00</b>	<b>57,958.00</b>	<b>3,691.29</b>	<b>10,516.78</b>	<b>47,441.22</b>
<b>SubAccount: 502 - PROGRAM CONTRACTUAL SERVICES</b>						
<a href="#">02-64-00-502205</a>	ADULT/YOUTH DANCE CONTRACTUAL SVCS	1,080.00	1,080.00	0.00	0.00	1,080.00
<a href="#">02-64-00-502282</a>	SHOTOKAN CONTRACTUAL SVCS	15,785.00	15,785.00	0.00	3,603.60	12,181.40
<a href="#">02-64-00-502284</a>	ART CLASSES CONTRACTUAL SVCS	6,414.50	6,414.50	2,116.00	2,116.00	4,298.50
<b>SubAccount: 502 - PROGRAM CONTRACTUAL SERVICES Total:</b>		<b>23,279.50</b>	<b>23,279.50</b>	<b>2,116.00</b>	<b>5,719.60</b>	<b>17,559.90</b>
<b>SubAccount: 503 - PROGRAM COMMODITIES</b>						
<a href="#">02-64-00-503205</a>	ADULT/YOUTH DANCE COMMODITIES	14,490.00	14,490.00	2,123.93	4,054.40	10,435.60
<a href="#">02-64-00-503265</a>	GARDEN PLOTS COMMODITIES	1,500.00	1,500.00	0.00	0.00	1,500.00
<a href="#">02-64-00-503270</a>	WAGON RIDES COMMODITIES	400.00	400.00	0.00	0.00	400.00
<a href="#">02-64-00-503283</a>	HAPKIDO COMMODITIES	1,500.00	1,500.00	41.97	52.96	1,447.04
<a href="#">02-64-00-503383</a>	THEATER/VOICE COMMODITIES	15,410.00	15,410.00	1,743.86	2,018.46	13,391.54
<b>SubAccount: 503 - PROGRAM COMMODITIES Total:</b>		<b>33,300.00</b>	<b>33,300.00</b>	<b>3,909.76</b>	<b>6,125.82</b>	<b>27,174.18</b>
<b>Expense Total:</b>		<b>114,537.50</b>	<b>114,537.50</b>	<b>9,717.05</b>	<b>22,362.20</b>	<b>92,175.30</b>
<b>Center: 64 - PROGRAMS FOR ALL AGES Surplus (Deficit):</b>		<b>80,436.50</b>	<b>80,436.50</b>	<b>8,698.68</b>	<b>26,878.83</b>	<b>53,557.67</b>



All Funds Income Statement

For Fiscal: 2023-2024 Period Ending: 07/31/2023

		Original Total Budget	Current Total Budget	MTD Activity	YTD Activity	Budget Remaining
<b>Center: 65 - SENIOR CITIZENS</b>						
<b>Revenue</b>						
<b>SubAccount: 430 - PROGRAM REVENUE</b>						
<a href="#">02-65-00-430466</a>	SENIOR TRIPS	22,820.00	22,820.00	2,915.00	9,124.56	13,695.44
<a href="#">02-65-00-430469</a>	MISC. SENIOR PROGRAMS	10,920.00	10,920.00	1,458.78	2,761.44	8,158.56
<b>SubAccount: 430 - PROGRAM REVENUE Total:</b>		<b>33,740.00</b>	<b>33,740.00</b>	<b>4,373.78</b>	<b>11,886.00</b>	<b>21,854.00</b>
<b>Revenue Total:</b>		<b>33,740.00</b>	<b>33,740.00</b>	<b>4,373.78</b>	<b>11,886.00</b>	<b>21,854.00</b>
<b>Expense</b>						
<b>SubAccount: 501 - PROGRAM SALARIES &amp; WAGES</b>						
<a href="#">02-65-00-501466</a>	SENIOR TRIPS SALARIES & WAGES	576.00	576.00	180.00	537.50	38.50
<a href="#">02-65-00-501469</a>	MISC. SENIOR PROGRAMS SALARIES & WA...	21,213.00	21,213.00	1,492.13	4,327.88	16,885.12
<b>SubAccount: 501 - PROGRAM SALARIES &amp; WAGES Total:</b>		<b>21,789.00</b>	<b>21,789.00</b>	<b>1,672.13</b>	<b>4,865.38</b>	<b>16,923.62</b>
<b>SubAccount: 502 - PROGRAM CONTRACTUAL SERVICES</b>						
<a href="#">02-65-00-502466</a>	SENIOR TRIPS CONTRACTUAL SVCS	16,380.00	16,380.00	2,368.35	7,791.04	8,588.96
<a href="#">02-65-00-502469</a>	MISC. SENIOR PROGRAMS CONTRACTUAL ...	2,650.00	2,650.00	0.00	0.00	2,650.00
<b>SubAccount: 502 - PROGRAM CONTRACTUAL SERVICES Total:</b>		<b>19,030.00</b>	<b>19,030.00</b>	<b>2,368.35</b>	<b>7,791.04</b>	<b>11,238.96</b>
<b>SubAccount: 503 - PROGRAM COMMODITIES</b>						
<a href="#">02-65-00-503466</a>	SENIOR TRIPS COMMODITIES	150.00	150.00	102.41	104.39	45.61
<a href="#">02-65-00-503469</a>	MISC. SENIOR PROGRAMS COMMODITIES	3,595.00	3,595.00	144.60	205.85	3,389.15
<b>SubAccount: 503 - PROGRAM COMMODITIES Total:</b>		<b>3,745.00</b>	<b>3,745.00</b>	<b>247.01</b>	<b>310.24</b>	<b>3,434.76</b>
<b>Expense Total:</b>		<b>44,564.00</b>	<b>44,564.00</b>	<b>4,287.49</b>	<b>12,966.66</b>	<b>31,597.34</b>
<b>Center: 65 - SENIOR CITIZENS Surplus (Deficit):</b>		<b>-10,824.00</b>	<b>-10,824.00</b>	<b>86.29</b>	<b>-1,080.66</b>	<b>-9,743.34</b>
<b>Center: 66 - SPECIAL EVENTS</b>						
<b>Revenue</b>						
<b>SubAccount: 430 - PROGRAM REVENUE</b>						
<a href="#">02-66-00-430121</a>	SON DATE NIGHT	2,750.00	2,750.00	0.00	0.00	2,750.00
<a href="#">02-66-00-430122</a>	DAUGHTER DATE NIGHT	5,500.00	5,500.00	0.00	0.00	5,500.00
<a href="#">02-66-00-430128</a>	SEASONAL SPECIAL EVENTS	28,850.00	28,850.00	1,632.49	2,272.49	26,577.51
<a href="#">02-66-00-430129</a>	SUMMER MOVIES IN THE PARK	0.00	0.00	125.00	1,500.00	-1,500.00
<a href="#">02-66-00-430235</a>	CHILI OPEN	3,750.00	3,750.00	0.00	0.00	3,750.00
<a href="#">02-66-00-430370</a>	SUMMER CONCERT SERIES	5,000.00	5,000.00	1,365.66	3,758.55	1,241.45
<b>SubAccount: 430 - PROGRAM REVENUE Total:</b>		<b>45,850.00</b>	<b>45,850.00</b>	<b>3,123.15</b>	<b>7,531.04</b>	<b>38,318.96</b>
<b>Revenue Total:</b>		<b>45,850.00</b>	<b>45,850.00</b>	<b>3,123.15</b>	<b>7,531.04</b>	<b>38,318.96</b>
<b>Expense</b>						
<b>SubAccount: 501 - PROGRAM SALARIES &amp; WAGES</b>						
<a href="#">02-66-00-501121</a>	SON DATE NIGHT SALARIES & WAGES	180.00	180.00	0.00	202.50	-22.50
<a href="#">02-66-00-501122</a>	DAUGHTER DATE NIGHT SALARIES & WAGES	360.00	360.00	0.00	0.00	360.00
<a href="#">02-66-00-501128</a>	SEASONAL SPECIAL EVENTS SALARIES & W...	2,115.00	2,115.00	0.00	30.00	2,085.00
<a href="#">02-66-00-501235</a>	CHILI OPEN SALARIES & WAGES	104.00	104.00	0.00	0.00	104.00
<b>SubAccount: 501 - PROGRAM SALARIES &amp; WAGES Total:</b>		<b>2,759.00</b>	<b>2,759.00</b>	<b>0.00</b>	<b>232.50</b>	<b>2,526.50</b>
<b>SubAccount: 502 - PROGRAM CONTRACTUAL SERVICES</b>						
<a href="#">02-66-00-502128</a>	SEASONAL SPECIAL EVENTS CONTRACTUAL ...	1,000.00	1,000.00	152.63	152.63	847.37
<a href="#">02-66-00-502179</a>	BEACH SPECIAL EVENTS CONTRACTUAL SVCS	3,500.00	3,500.00	0.00	0.00	3,500.00
<a href="#">02-66-00-502370</a>	SUMMER CONCERT SERIES CONTRACTUAL ...	9,200.00	9,200.00	2,950.00	5,850.00	3,350.00
<b>SubAccount: 502 - PROGRAM CONTRACTUAL SERVICES Total:</b>		<b>13,700.00</b>	<b>13,700.00</b>	<b>3,102.63</b>	<b>6,002.63</b>	<b>7,697.37</b>
<b>SubAccount: 503 - PROGRAM COMMODITIES</b>						
<a href="#">02-66-00-503121</a>	SON DATE NIGHT COMMODITIES	1,750.00	1,750.00	0.00	58.00	1,692.00
<a href="#">02-66-00-503122</a>	DAUGHTER DATE NIGHT COMMODITIES	3,060.00	3,060.00	0.00	0.00	3,060.00
<a href="#">02-66-00-503128</a>	SEASONAL SPECIAL EVENTS COMMODITIES	32,050.00	32,050.00	5,663.51	14,836.21	17,213.79
<a href="#">02-66-00-503179</a>	BEACH SPECIAL EVENTS COMMODITIES	2,500.00	2,500.00	0.00	0.00	2,500.00
<a href="#">02-66-00-503235</a>	CHILI OPEN COMMODITIES	3,570.00	3,570.00	0.00	0.00	3,570.00
<a href="#">02-66-00-503370</a>	SUMMER CONCERT SERIES COMMODITIES	1,000.00	1,000.00	0.00	218.14	781.86
<b>SubAccount: 503 - PROGRAM COMMODITIES Total:</b>		<b>43,930.00</b>	<b>43,930.00</b>	<b>5,663.51</b>	<b>15,112.35</b>	<b>28,817.65</b>
<b>Expense Total:</b>		<b>60,389.00</b>	<b>60,389.00</b>	<b>8,766.14</b>	<b>21,347.48</b>	<b>39,041.52</b>
<b>Center: 66 - SPECIAL EVENTS Surplus (Deficit):</b>		<b>-14,539.00</b>	<b>-14,539.00</b>	<b>-5,642.99</b>	<b>-13,816.44</b>	<b>-722.56</b>

All Funds Income Statement

For Fiscal: 2023-2024 Period Ending: 07/31/2023

		Original Total Budget	Current Total Budget	MTD Activity	YTD Activity	Budget Remaining
<b>Center: 68 - LIPPOLD PARK COMPLEX</b>						
<b>Revenue</b>						
<b>SubAccount: 430 - PROGRAM REVENUE</b>						
<a href="#">02-68-00-430356</a>	SPRING SOFTBALL	27,350.00	27,350.00	-25.00	19,565.31	7,784.69
<a href="#">02-68-00-430357</a>	SUMMER SOFTBALL	70,890.00	70,890.00	24,939.78	44,985.66	25,904.34
<a href="#">02-68-00-430363</a>	SOFTBALL/FALL LEAGUE	35,665.00	35,665.00	0.00	0.00	35,665.00
<a href="#">02-68-00-430400</a>	DOG PARK	15,980.00	15,980.00	586.25	2,457.30	13,522.70
<b>SubAccount: 430 - PROGRAM REVENUE Total:</b>		<b>149,885.00</b>	<b>149,885.00</b>	<b>25,501.03</b>	<b>67,008.27</b>	<b>82,876.73</b>
<b>SubAccount: 440 - OPERATIONS INCOME</b>						
<a href="#">02-68-00-440021</a>	REIMBURSEMENT	0.00	0.00	7,995.00	7,995.00	-7,995.00
<a href="#">02-68-00-440046</a>	FIELD RENTAL	104,000.00	104,000.00	11,998.75	59,306.25	44,693.75
<a href="#">02-68-00-440404</a>	BATTING CAGES	11,300.00	11,300.00	2,395.00	6,310.00	4,990.00
<b>SubAccount: 440 - OPERATIONS INCOME Total:</b>		<b>115,300.00</b>	<b>115,300.00</b>	<b>22,388.75</b>	<b>73,611.25</b>	<b>41,688.75</b>
<b>Revenue Total:</b>		<b>265,185.00</b>	<b>265,185.00</b>	<b>47,889.78</b>	<b>140,619.52</b>	<b>124,565.48</b>
<b>Expense</b>						
<b>SubAccount: 501 - PROGRAM SALARIES &amp; WAGES</b>						
<a href="#">02-68-00-501356</a>	SPRING SOFTBALL SALARIES & WAGES	10,466.00	10,466.00	0.00	10,571.96	-105.96
<a href="#">02-68-00-501357</a>	SUMMER SOFTBALL SALARIES & WAGES	26,458.00	26,458.00	8,115.79	12,233.06	14,224.94
<a href="#">02-68-00-501363</a>	SOFTBALL/FALL LEAGUE SALARIES & WAGES	14,258.00	14,258.00	0.00	0.00	14,258.00
<a href="#">02-68-00-501400</a>	DOG PARK SALARIES & WAGES	6,108.00	6,108.00	0.00	388.50	5,719.50
<b>SubAccount: 501 - PROGRAM SALARIES &amp; WAGES Total:</b>		<b>57,290.00</b>	<b>57,290.00</b>	<b>8,115.79</b>	<b>23,193.52</b>	<b>34,096.48</b>
<b>SubAccount: 502 - PROGRAM CONTRACTUAL SERVICES</b>						
<a href="#">02-68-00-502356</a>	SPRING SOFTBALL CONTRACTUAL SVCS	420.00	420.00	0.00	427.00	-7.00
<a href="#">02-68-00-502357</a>	SUMMER SOFTBALL CONTRACTUAL SVCS	574.00	574.00	546.00	546.00	28.00
<a href="#">02-68-00-502363</a>	SOFTBALL/FALL LEAGUE CONTRACTUAL SV...	434.00	434.00	0.00	0.00	434.00
<b>SubAccount: 502 - PROGRAM CONTRACTUAL SERVICES Total:</b>		<b>1,428.00</b>	<b>1,428.00</b>	<b>546.00</b>	<b>973.00</b>	<b>455.00</b>
<b>SubAccount: 503 - PROGRAM COMMODITIES</b>						
<a href="#">02-68-00-503356</a>	SPRING SOFTBALL COMMODITIES	8,309.00	8,309.00	2,284.40	4,645.42	3,663.58
<a href="#">02-68-00-503357</a>	SUMMER SOFTBALL COMMODITIES	17,168.00	17,168.00	5,216.08	12,037.56	5,130.44
<a href="#">02-68-00-503363</a>	SOFTBALL/FALL LEAGUE COMMODITIES	9,300.00	9,300.00	261.32	1,282.81	8,017.19
<a href="#">02-68-00-503400</a>	DOG PARK COMMODITIES	2,600.00	2,600.00	0.00	562.50	2,037.50
<b>SubAccount: 503 - PROGRAM COMMODITIES Total:</b>		<b>37,377.00</b>	<b>37,377.00</b>	<b>7,761.80</b>	<b>18,528.29</b>	<b>18,848.71</b>
<b>SubAccount: 510 - SALARIES &amp; WAGES</b>						
<a href="#">02-68-00-510005</a>	SUPT OF PARKS SERVICES	5,826.00	5,826.00	433.78	1,292.25	4,533.75
<a href="#">02-68-00-510020</a>	PARK SUPERVISOR	6,307.00	6,307.00	474.65	1,411.61	4,895.39
<a href="#">02-68-00-510028</a>	GROUNDS SUPERVISOR	7,294.00	7,294.00	546.31	1,625.91	5,668.09
<a href="#">02-68-00-510035</a>	MAINTENANCE STAFF	141,919.00	141,919.00	9,734.87	29,406.90	112,512.10
<a href="#">02-68-00-510057</a>	PART TIME RECREATION	26,912.00	26,912.00	8,708.14	21,078.47	5,833.53
<a href="#">02-68-00-510058</a>	PART TIME MAINTENANCE	12,500.00	12,500.00	3,051.36	5,602.28	6,897.72
<b>SubAccount: 510 - SALARIES &amp; WAGES Total:</b>		<b>200,758.00</b>	<b>200,758.00</b>	<b>22,949.11</b>	<b>60,417.42</b>	<b>140,340.58</b>
<b>SubAccount: 520 - CONTRACTUAL SERVICES</b>						
<a href="#">02-68-00-520151</a>	BUILDING REPAIRS	250.00	250.00	0.00	0.00	250.00
<a href="#">02-68-00-520205</a>	GARBAGE DISPOSAL	10,000.00	10,000.00	983.81	1,688.38	8,311.62
<a href="#">02-68-00-520206</a>	ELECTRICITY	12,000.00	12,000.00	36.41	67.80	11,932.20
<a href="#">02-68-00-520208</a>	WATER/SEWER	650.00	650.00	0.00	74.00	576.00
<a href="#">02-68-00-520217</a>	SECURITY SYSTEM	500.00	500.00	0.00	0.00	500.00
<a href="#">02-68-00-520383</a>	LIGHTING	5,500.00	5,500.00	0.00	0.00	5,500.00
<b>SubAccount: 520 - CONTRACTUAL SERVICES Total:</b>		<b>28,900.00</b>	<b>28,900.00</b>	<b>1,020.22</b>	<b>1,830.18</b>	<b>27,069.82</b>
<b>SubAccount: 530 - COMMODITIES</b>						
<a href="#">02-68-00-530098</a>	SPECIAL EVENT COMMODITIES	0.00	0.00	0.00	172.20	-172.20
<a href="#">02-68-00-530353</a>	CUSTODIAL SUPPLIES	600.00	600.00	147.43	446.20	153.80
<a href="#">02-68-00-530404</a>	BATTING CAGES	5,050.00	5,050.00	6.99	2,130.96	2,919.04
<a href="#">02-68-00-530697</a>	IRRIGATION REPAIRS	500.00	500.00	0.00	0.00	500.00
<b>SubAccount: 530 - COMMODITIES Total:</b>		<b>6,150.00</b>	<b>6,150.00</b>	<b>154.42</b>	<b>2,749.36</b>	<b>3,400.64</b>
<b>SubAccount: 550 - UNCAPITALIZED IMPROVEMENTS</b>						
<a href="#">02-68-00-550172</a>	BUILDING/BONCOSKY COMPLEX	51,400.00	51,400.00	14,035.36	28,479.47	22,920.53

All Funds Income Statement

For Fiscal: 2023-2024 Period Ending: 07/31/2023

		Original Total Budget	Current Total Budget	MTD Activity	YTD Activity	Budget Remaining
<a href="#">02-68-00-550177</a>	BUILDING/SUND BALLFIELD COMPLEX	9,000.00	9,000.00	9,710.77	11,096.44	-2,096.44
<a href="#">02-68-00-550572</a>	GROUNDS/BONCOSKY COMPLEX	9,260.00	9,260.00	6.44	62.92	9,197.08
<a href="#">02-68-00-550573</a>	GROUNDS/SUND BALLFIELD COMPLEX	6,700.00	6,700.00	0.00	0.00	6,700.00
<b>SubAccount: 550 - UNCAPITALIZED IMPROVEMENTS Total:</b>		<b>76,360.00</b>	<b>76,360.00</b>	<b>23,752.57</b>	<b>39,638.83</b>	<b>36,721.17</b>
<b>Expense Total:</b>		<b>408,263.00</b>	<b>408,263.00</b>	<b>64,299.91</b>	<b>147,330.60</b>	<b>260,932.40</b>
<b>Center: 68 - LIPPOLD PARK COMPLEX Surplus (Deficit):</b>		<b>-143,078.00</b>	<b>-143,078.00</b>	<b>-16,410.13</b>	<b>-6,711.08</b>	<b>-136,366.92</b>
<b>Fund: 02 - RECREATION Surplus (Deficit):</b>		<b>-1,172,736.00</b>	<b>-1,172,736.00</b>	<b>-47,086.79</b>	<b>781,997.56</b>	
<b>Fund: 03 - IMRF</b>						
<b>Center: 11 - ADMINISTRATION</b>						
<b>Revenue</b>						
<b>SubAccount: 410 - TAXES</b>						
<a href="#">03-11-00-410003</a>	PROPERTY TAX	282,489.00	282,489.00	2,262.15	152,026.64	130,462.36
<b>SubAccount: 410 - TAXES Total:</b>		<b>282,489.00</b>	<b>282,489.00</b>	<b>2,262.15</b>	<b>152,026.64</b>	<b>130,462.36</b>
<b>SubAccount: 440 - OPERATIONS INCOME</b>						
<a href="#">03-11-00-440014</a>	INTEREST--MM/ILLINOIS FUNDS	1,500.00	1,500.00	1,151.28	3,350.04	-1,850.04
<a href="#">03-11-00-440019</a>	INVESTMENT INTEREST - CD'S	500.00	500.00	39.77	120.50	379.50
<b>SubAccount: 440 - OPERATIONS INCOME Total:</b>		<b>2,000.00</b>	<b>2,000.00</b>	<b>1,191.05</b>	<b>3,470.54</b>	<b>-1,470.54</b>
<b>Revenue Total:</b>		<b>284,489.00</b>	<b>284,489.00</b>	<b>3,453.20</b>	<b>155,497.18</b>	<b>128,991.82</b>
<b>Expense</b>						
<b>SubAccount: 520 - CONTRACTUAL SERVICES</b>						
<a href="#">03-11-00-520236</a>	IMRF PARTICIPATING	391,437.00	391,437.00	27,647.18	84,160.55	307,276.45
<b>SubAccount: 520 - CONTRACTUAL SERVICES Total:</b>		<b>391,437.00</b>	<b>391,437.00</b>	<b>27,647.18</b>	<b>84,160.55</b>	<b>307,276.45</b>
<b>Expense Total:</b>		<b>391,437.00</b>	<b>391,437.00</b>	<b>27,647.18</b>	<b>84,160.55</b>	<b>307,276.45</b>
<b>Center: 11 - ADMINISTRATION Surplus (Deficit):</b>		<b>-106,948.00</b>	<b>-106,948.00</b>	<b>-24,193.98</b>	<b>71,336.63</b>	<b>-178,284.63</b>
<b>Fund: 03 - IMRF Surplus (Deficit):</b>		<b>-106,948.00</b>	<b>-106,948.00</b>	<b>-24,193.98</b>	<b>71,336.63</b>	
<b>Fund: 04 - LIABILITY</b>						
<b>Center: 11 - ADMINISTRATION</b>						
<b>Revenue</b>						
<b>SubAccount: 410 - TAXES</b>						
<a href="#">04-11-00-410003</a>	PROPERTY TAX	137,547.00	137,547.00	1,101.40	74,019.27	63,527.73
<b>SubAccount: 410 - TAXES Total:</b>		<b>137,547.00</b>	<b>137,547.00</b>	<b>1,101.40</b>	<b>74,019.27</b>	<b>63,527.73</b>
<b>SubAccount: 440 - OPERATIONS INCOME</b>						
<a href="#">04-11-00-440014</a>	INTEREST--MM/ILLINOIS FUNDS	750.00	750.00	692.87	2,022.17	-1,272.17
<a href="#">04-11-00-440019</a>	INVESTMENT INTEREST - CD'S	1,000.00	1,000.00	41.28	125.06	874.94
<a href="#">04-11-00-440021</a>	REIMBURSEMENT	1,500.00	1,500.00	0.00	0.00	1,500.00
<b>SubAccount: 440 - OPERATIONS INCOME Total:</b>		<b>3,250.00</b>	<b>3,250.00</b>	<b>734.15</b>	<b>2,147.23</b>	<b>1,102.77</b>
<b>Revenue Total:</b>		<b>140,797.00</b>	<b>140,797.00</b>	<b>1,835.55</b>	<b>76,166.50</b>	<b>64,630.50</b>
<b>Expense</b>						
<b>SubAccount: 510 - SALARIES &amp; WAGES</b>						
<a href="#">04-11-00-510300</a>	RISK MANAGER	43,778.00	43,778.00	0.00	0.00	43,778.00
<b>SubAccount: 510 - SALARIES &amp; WAGES Total:</b>		<b>43,778.00</b>	<b>43,778.00</b>	<b>0.00</b>	<b>0.00</b>	<b>43,778.00</b>
<b>SubAccount: 520 - CONTRACTUAL SERVICES</b>						
<a href="#">04-11-00-520225</a>	EDUCATION/SEMINARS	3,000.00	3,000.00	0.00	0.00	3,000.00
<a href="#">04-11-00-520227</a>	PHYSICAL EXAMINATIONS	6,000.00	6,000.00	170.00	1,140.00	4,860.00
<b>SubAccount: 520 - CONTRACTUAL SERVICES Total:</b>		<b>9,000.00</b>	<b>9,000.00</b>	<b>170.00</b>	<b>1,140.00</b>	<b>7,860.00</b>
<b>SubAccount: 530 - COMMODITIES</b>						
<a href="#">04-11-00-530320</a>	SAFETY COORDINATOR SUPPLIES	1,000.00	1,000.00	0.00	0.00	1,000.00
<b>SubAccount: 530 - COMMODITIES Total:</b>		<b>1,000.00</b>	<b>1,000.00</b>	<b>0.00</b>	<b>0.00</b>	<b>1,000.00</b>
<b>SubAccount: 540 - INSURANCE</b>						
<a href="#">04-11-00-540408</a>	INSURANCE/PROPERTY	59,095.00	59,095.00	9,848.82	9,848.82	49,246.18
<a href="#">04-11-00-540410</a>	INSURANCE/LIABILITY	28,600.00	28,600.00	4,766.14	4,766.14	23,833.86
<a href="#">04-11-00-540411</a>	INSURANCE/EMPLOYMENT PRACTICES	10,200.00	10,200.00	1,674.08	1,674.08	8,525.92
<a href="#">04-11-00-540412</a>	INSURANCE/POLLUTION LIABILITY	1,800.00	1,800.00	288.92	288.92	1,511.08
<a href="#">04-11-00-540700</a>	WORKER'S COMPENSATION	68,000.00	68,000.00	11,273.70	11,273.70	56,726.30

All Funds Income Statement

For Fiscal: 2023-2024 Period Ending: 07/31/2023

	Original Total Budget	Current Total Budget	MTD Activity	YTD Activity	Budget Remaining
<a href="#">04-11-00-540900</a> DEDUCTIBLE	5,000.00	5,000.00	0.00	0.00	5,000.00
<b>SubAccount: 540 - INSURANCE Total:</b>	<b>172,695.00</b>	<b>172,695.00</b>	<b>27,851.66</b>	<b>27,851.66</b>	<b>144,843.34</b>
<b>Expense Total:</b>	<b>226,473.00</b>	<b>226,473.00</b>	<b>28,021.66</b>	<b>28,991.66</b>	<b>197,481.34</b>
Center: 11 - ADMINISTRATION Surplus (Deficit):	-85,676.00	-85,676.00	-26,186.11	47,174.84	-132,850.84
Fund: 04 - LIABILITY Surplus (Deficit):	-85,676.00	-85,676.00	-26,186.11	47,174.84	

Fund: 05 - BOND & INTEREST  
Center: 11 - ADMINISTRATION  
Revenue  
SubAccount: 410 - TAXES

<a href="#">05-11-00-410003</a> PROPERTY TAX	1,213,600.00	1,213,600.00	9,581.63	643,932.28	569,667.72
<b>SubAccount: 410 - TAXES Total:</b>	<b>1,213,600.00</b>	<b>1,213,600.00</b>	<b>9,581.63</b>	<b>643,932.28</b>	<b>569,667.72</b>
<b>SubAccount: 440 - OPERATIONS INCOME</b>					
<a href="#">05-11-00-440014</a> INTEREST--MM/ILLINOIS FUNDS	1,600.00	1,600.00	1,813.99	5,468.14	-3,868.14
<a href="#">05-11-00-440019</a> INVESTMENT INTEREST - CD'S	1,500.00	1,500.00	58.51	177.27	1,322.73
<a href="#">05-11-00-440080</a> BOND PROCEEDS	1,216,764.00	1,216,764.00	0.00	0.00	1,216,764.00
<a href="#">05-11-00-440083</a> OPERATING TRANSFER IN	132,882.00	132,882.00	0.00	0.00	132,882.00
<b>SubAccount: 440 - OPERATIONS INCOME Total:</b>	<b>1,352,746.00</b>	<b>1,352,746.00</b>	<b>1,872.50</b>	<b>5,645.41</b>	<b>1,347,100.59</b>
<b>Revenue Total:</b>	<b>2,566,346.00</b>	<b>2,566,346.00</b>	<b>11,454.13</b>	<b>649,577.69</b>	<b>1,916,768.31</b>

Expense

<b>SubAccount: 570 - OTHER EXPENSES</b>					
<a href="#">05-11-00-570959</a> OPERATING TRANSFER OUT	284,388.00	284,388.00	0.00	0.00	284,388.00
<b>SubAccount: 570 - OTHER EXPENSES Total:</b>	<b>284,388.00</b>	<b>284,388.00</b>	<b>0.00</b>	<b>0.00</b>	<b>284,388.00</b>
<b>SubAccount: 590 - BOND &amp; DEBT SERVICES</b>					
<a href="#">05-11-00-590017</a> BOND INTEREST	317,893.00	317,893.00	0.00	132,881.67	185,011.33
<a href="#">05-11-00-590018</a> BOND PRINCIPAL	1,944,965.00	1,944,965.00	0.00	0.00	1,944,965.00
<a href="#">05-11-00-590019</a> AGENTS FEE	16,000.00	16,000.00	0.00	0.00	16,000.00
<b>SubAccount: 590 - BOND &amp; DEBT SERVICES Total:</b>	<b>2,278,858.00</b>	<b>2,278,858.00</b>	<b>0.00</b>	<b>132,881.67</b>	<b>2,145,976.33</b>
<b>Expense Total:</b>	<b>2,563,246.00</b>	<b>2,563,246.00</b>	<b>0.00</b>	<b>132,881.67</b>	<b>2,430,364.33</b>
Center: 11 - ADMINISTRATION Surplus (Deficit):	3,100.00	3,100.00	11,454.13	516,696.02	-513,596.02
Fund: 05 - BOND & INTEREST Surplus (Deficit):	3,100.00	3,100.00	11,454.13	516,696.02	

Fund: 06 - AUDIT  
Center: 11 - ADMINISTRATION  
Revenue  
SubAccount: 410 - TAXES

<a href="#">06-11-00-410003</a> PROPERTY TAX	24,750.00	24,750.00	197.40	13,266.80	11,483.20
<b>SubAccount: 410 - TAXES Total:</b>	<b>24,750.00</b>	<b>24,750.00</b>	<b>197.40</b>	<b>13,266.80</b>	<b>11,483.20</b>
<b>SubAccount: 440 - OPERATIONS INCOME</b>					
<a href="#">06-11-00-440023</a> OTHER INCOME	0.00	0.00	24.15	69.82	-69.82
<b>SubAccount: 440 - OPERATIONS INCOME Total:</b>	<b>0.00</b>	<b>0.00</b>	<b>24.15</b>	<b>69.82</b>	<b>-69.82</b>
<b>Revenue Total:</b>	<b>24,750.00</b>	<b>24,750.00</b>	<b>221.55</b>	<b>13,336.62</b>	<b>11,413.38</b>

Expense

<b>SubAccount: 520 - CONTRACTUAL SERVICES</b>					
<a href="#">06-11-00-520111</a> AUDIT EXPENSE	29,730.00	29,730.00	460.00	460.00	29,270.00
<b>SubAccount: 520 - CONTRACTUAL SERVICES Total:</b>	<b>29,730.00</b>	<b>29,730.00</b>	<b>460.00</b>	<b>460.00</b>	<b>29,270.00</b>
<b>Expense Total:</b>	<b>29,730.00</b>	<b>29,730.00</b>	<b>460.00</b>	<b>460.00</b>	<b>29,270.00</b>
Center: 11 - ADMINISTRATION Surplus (Deficit):	-4,980.00	-4,980.00	-238.45	12,876.62	-17,856.62
Fund: 06 - AUDIT Surplus (Deficit):	-4,980.00	-4,980.00	-238.45	12,876.62	

Fund: 07 - SPECIAL RECREATION  
Center: 11 - ADMINISTRATION  
Revenue  
SubAccount: 410 - TAXES

<a href="#">07-11-00-410003</a> PROPERTY TAX	688,982.00	688,982.00	5,539.41	372,276.16	316,705.84
<b>SubAccount: 410 - TAXES Total:</b>	<b>688,982.00</b>	<b>688,982.00</b>	<b>5,539.41</b>	<b>372,276.16</b>	<b>316,705.84</b>

All Funds Income Statement

For Fiscal: 2023-2024 Period Ending: 07/31/2023

	Original Total Budget	Current Total Budget	MTD Activity	YTD Activity	Budget Remaining
<b>SubAccount: 440 - OPERATIONS INCOME</b>					
<a href="#">07-11-00-440014</a> INTEREST--MM/ILLINOIS FUNDS	1,000.00	1,000.00	628.95	1,845.25	-845.25
<a href="#">07-11-00-440019</a> INVESTMENT INTEREST - CD'S	1,000.00	1,000.00	25.31	76.68	923.32
<b>SubAccount: 440 - OPERATIONS INCOME Total:</b>	<b>2,000.00</b>	<b>2,000.00</b>	<b>654.26</b>	<b>1,921.93</b>	<b>78.07</b>
<b>Revenue Total:</b>	<b>690,982.00</b>	<b>690,982.00</b>	<b>6,193.67</b>	<b>374,198.09</b>	<b>316,783.91</b>
<b>Expense</b>					
<b>SubAccount: 510 - SALARIES &amp; WAGES</b>					
<a href="#">07-11-00-510150</a> INCLUSION	170,000.00	170,000.00	38,180.50	75,677.29	94,322.71
<b>SubAccount: 510 - SALARIES &amp; WAGES Total:</b>	<b>170,000.00</b>	<b>170,000.00</b>	<b>38,180.50</b>	<b>75,677.29</b>	<b>94,322.71</b>
<b>SubAccount: 570 - OTHER EXPENSES</b>					
<a href="#">07-11-00-570001</a> NISRA CONTRIBUTION	296,000.00	296,000.00	0.00	295,718.00	282.00
<a href="#">07-11-00-570200</a> ADA COMPLIANCE PROJECTS	300,000.00	300,000.00	0.00	0.00	300,000.00
<b>SubAccount: 570 - OTHER EXPENSES Total:</b>	<b>596,000.00</b>	<b>596,000.00</b>	<b>0.00</b>	<b>295,718.00</b>	<b>300,282.00</b>
<b>Expense Total:</b>	<b>766,000.00</b>	<b>766,000.00</b>	<b>38,180.50</b>	<b>371,395.29</b>	<b>394,604.71</b>
<b>Center: 11 - ADMINISTRATION Surplus (Deficit):</b>	<b>-75,018.00</b>	<b>-75,018.00</b>	<b>-31,986.83</b>	<b>2,802.80</b>	<b>-77,820.80</b>
<b>Fund: 07 - SPECIAL RECREATION Surplus (Deficit):</b>	<b>-75,018.00</b>	<b>-75,018.00</b>	<b>-31,986.83</b>	<b>2,802.80</b>	
<b>Fund: 08 - NATURAL HISTORY</b>					
<b>Center: 11 - ADMINISTRATION</b>					
<b>Revenue</b>					
<b>SubAccount: 410 - TAXES</b>					
<a href="#">08-11-00-410003</a> PROPERTY TAX	312,562.00	312,562.00	2,502.84	168,202.83	144,359.17
<b>SubAccount: 410 - TAXES Total:</b>	<b>312,562.00</b>	<b>312,562.00</b>	<b>2,502.84</b>	<b>168,202.83</b>	<b>144,359.17</b>
<b>SubAccount: 430 - PROGRAM REVENUE</b>					
<a href="#">08-11-00-430620</a> NATURE PROGRAMS	28,500.00	28,500.00	1,864.00	8,373.00	20,127.00
<a href="#">08-11-00-430636</a> PALMER HOUSE PROGRAMS	7,000.00	7,000.00	254.00	871.00	6,129.00
<b>SubAccount: 430 - PROGRAM REVENUE Total:</b>	<b>35,500.00</b>	<b>35,500.00</b>	<b>2,118.00</b>	<b>9,244.00</b>	<b>26,256.00</b>
<b>SubAccount: 440 - OPERATIONS INCOME</b>					
<a href="#">08-11-00-440014</a> INTEREST--MM/ILLINOIS FUNDS	500.00	500.00	408.92	1,192.58	-692.58
<a href="#">08-11-00-440019</a> INVESTMENT INTEREST - CD'S	800.00	800.00	27.69	83.89	716.11
<a href="#">08-11-00-440029</a> DONATIONS/SPONSORSHIPS	3,200.00	3,200.00	64.00	237.00	2,963.00
<a href="#">08-11-00-440045</a> RENTAL OF FACILITY	500.00	500.00	0.00	0.00	500.00
<b>SubAccount: 440 - OPERATIONS INCOME Total:</b>	<b>5,000.00</b>	<b>5,000.00</b>	<b>500.61</b>	<b>1,513.47</b>	<b>3,486.53</b>
<b>SubAccount: 490 - MERCHANDISE</b>					
<a href="#">08-11-00-490690</a> GIFT SHOP	4,800.00	4,800.00	0.00	0.00	4,800.00
<b>SubAccount: 490 - MERCHANDISE Total:</b>	<b>4,800.00</b>	<b>4,800.00</b>	<b>0.00</b>	<b>0.00</b>	<b>4,800.00</b>
<b>Revenue Total:</b>	<b>357,862.00</b>	<b>357,862.00</b>	<b>5,121.45</b>	<b>178,960.30</b>	<b>178,901.70</b>
<b>Expense</b>					
<b>SubAccount: 501 - PROGRAM SALARIES &amp; WAGES</b>					
<a href="#">08-11-00-501620</a> NATURE PROGRAMS SALARIES & WAGES	17,000.00	17,000.00	1,344.22	5,219.80	11,780.20
<a href="#">08-11-00-501636</a> PALMER HOUSE PROGRAMS SALARIES & W...	2,800.00	2,800.00	635.09	1,772.24	1,027.76
<b>SubAccount: 501 - PROGRAM SALARIES &amp; WAGES Total:</b>	<b>19,800.00</b>	<b>19,800.00</b>	<b>1,979.31</b>	<b>6,992.04</b>	<b>12,807.96</b>
<b>SubAccount: 502 - PROGRAM CONTRACTUAL SERVICES</b>					
<a href="#">08-11-00-502636</a> PALMER HOUSE PROGRAMS CONTRACTUAL..	700.00	700.00	0.00	0.00	700.00
<b>SubAccount: 502 - PROGRAM CONTRACTUAL SERVICES Total:</b>	<b>700.00</b>	<b>700.00</b>	<b>0.00</b>	<b>0.00</b>	<b>700.00</b>
<b>SubAccount: 503 - PROGRAM COMMODITES</b>					
<a href="#">08-11-00-503620</a> NATURE PROGRAMS COMMODITIES	4,200.00	4,200.00	197.87	507.69	3,692.31
<a href="#">08-11-00-503636</a> PALMER HOUSE PROGRAMS COMMODITIES	2,040.00	2,040.00	51.73	657.23	1,382.77
<b>SubAccount: 503 - PROGRAM COMMODITES Total:</b>	<b>6,240.00</b>	<b>6,240.00</b>	<b>249.60</b>	<b>1,164.92</b>	<b>5,075.08</b>
<b>SubAccount: 510 - SALARIES &amp; WAGES</b>					
<a href="#">08-11-00-510046</a> MANAGER OF NATURAL RESOURCES	62,507.00	62,507.00	4,673.00	13,911.68	48,595.32
<a href="#">08-11-00-510048</a> PART-TIME STAFF	35,700.00	35,700.00	2,406.24	6,449.42	29,250.58
<a href="#">08-11-00-510053</a> NATURE CENTER FACILITY SUPERVISOR	45,597.00	45,597.00	3,368.78	10,074.81	35,522.19
<a href="#">08-11-00-510068</a> RECREATION SUPERVISOR	49,796.00	49,796.00	3,804.77	11,315.12	38,480.88
<a href="#">08-11-00-510072</a> PALMER HOUSE SUPERVISOR	21,840.00	21,840.00	1,339.25	4,691.01	17,148.99

All Funds Income Statement

For Fiscal: 2023-2024 Period Ending: 07/31/2023

		Original Total Budget	Current Total Budget	MTD Activity	YTD Activity	Budget Remaining
<a href="#">08-11-00-510405</a>	FICA/MEDICARE	19,365.00	19,365.00	1,344.21	4,087.71	15,277.29
	<b>SubAccount: 510 - SALARIES &amp; WAGES Total:</b>	<b>234,805.00</b>	<b>234,805.00</b>	<b>16,936.25</b>	<b>50,529.75</b>	<b>184,275.25</b>
	<b>SubAccount: 520 - CONTRACTUAL SERVICES</b>					
<a href="#">08-11-00-520202</a>	GIFT CERTIFICATES REDEEMED	25.00	25.00	0.00	0.00	25.00
<a href="#">08-11-00-520203</a>	EMPLOYEE DISCOUNT	25.00	25.00	0.00	0.00	25.00
<a href="#">08-11-00-520206</a>	ELECTRICITY	4,500.00	4,500.00	396.00	742.21	3,757.79
<a href="#">08-11-00-520207</a>	HEAT	4,000.00	4,000.00	59.19	344.76	3,655.24
<a href="#">08-11-00-520208</a>	WATER/SEWER	1,600.00	1,600.00	72.36	122.82	1,477.18
<a href="#">08-11-00-520209</a>	COMMUNICATION	4,000.00	4,000.00	317.43	634.86	3,365.14
<a href="#">08-11-00-520223</a>	DUES	400.00	400.00	0.00	0.00	400.00
<a href="#">08-11-00-520225</a>	EDUCATION/SEMINARS	1,000.00	1,000.00	0.00	0.00	1,000.00
<a href="#">08-11-00-520255</a>	MISC BANK FEES	1,350.00	1,350.00	103.66	235.79	1,114.21
<a href="#">08-11-00-520574</a>	POSTAGE	50.00	50.00	0.00	0.00	50.00
	<b>SubAccount: 520 - CONTRACTUAL SERVICES Total:</b>	<b>16,950.00</b>	<b>16,950.00</b>	<b>948.64</b>	<b>2,080.44</b>	<b>14,869.56</b>
	<b>SubAccount: 530 - COMMODITIES</b>					
<a href="#">08-11-00-530107</a>	LAND IMPROVEMENT MATERIALS	0.00	0.00	0.00	17.98	-17.98
<a href="#">08-11-00-530352</a>	NATURALIST'S SUPPLIES	3,300.00	3,300.00	126.84	218.21	3,081.79
<a href="#">08-11-00-530353</a>	CUSTODIAL SUPPLIES	1,200.00	1,200.00	245.70	743.64	456.36
<a href="#">08-11-00-530364</a>	EXHIBITS	9,400.00	9,400.00	2,422.59	2,779.47	6,620.53
<a href="#">08-11-00-530553</a>	OFFICE SUPPLIES	900.00	900.00	55.42	55.42	844.58
<a href="#">08-11-00-530694</a>	UNIFORMS	850.00	850.00	1,320.19	1,320.19	-470.19
<a href="#">08-11-00-530700</a>	ANIMAL CARE/SUPPLIES	7,600.00	7,600.00	3,113.99	3,456.93	4,143.07
<a href="#">08-11-00-530705</a>	GREENHOUSE SUPPLIES	7,500.00	7,500.00	2,080.40	3,003.08	4,496.92
<a href="#">08-11-00-530710</a>	ENVIRONMENTAL COMMITTEE	3,000.00	3,000.00	0.00	0.00	3,000.00
<a href="#">08-11-00-530735</a>	SALES TAX	150.00	150.00	0.00	0.00	150.00
	<b>SubAccount: 530 - COMMODITIES Total:</b>	<b>33,900.00</b>	<b>33,900.00</b>	<b>9,365.13</b>	<b>11,594.92</b>	<b>22,305.08</b>
	<b>SubAccount: 540 - INSURANCE</b>					
<a href="#">08-11-00-540507</a>	INSURANCE/HEALTH	79,860.00	79,860.00	9,821.08	16,106.30	63,753.70
	<b>SubAccount: 540 - INSURANCE Total:</b>	<b>79,860.00</b>	<b>79,860.00</b>	<b>9,821.08</b>	<b>16,106.30</b>	<b>63,753.70</b>
	<b>SubAccount: 550 - UNCAPITALIZED IMPROVEMENTS</b>					
<a href="#">08-11-00-550601</a>	MISCELLANEOUS SUPPLIES	750.00	750.00	110.31	110.31	639.69
	<b>SubAccount: 550 - UNCAPITALIZED IMPROVEMENTS Total:</b>	<b>750.00</b>	<b>750.00</b>	<b>110.31</b>	<b>110.31</b>	<b>639.69</b>
	<b>SubAccount: 570 - OTHER EXPENSES</b>					
<a href="#">08-11-00-570677</a>	TRAVELING EXPENSE	900.00	900.00	41.92	83.84	816.16
<a href="#">08-11-00-570960</a>	CASH OVER/SHORT	25.00	25.00	0.00	0.00	25.00
	<b>SubAccount: 570 - OTHER EXPENSES Total:</b>	<b>925.00</b>	<b>925.00</b>	<b>41.92</b>	<b>83.84</b>	<b>841.16</b>
	<b>Expense Total:</b>	<b>393,930.00</b>	<b>393,930.00</b>	<b>39,452.24</b>	<b>88,662.52</b>	<b>305,267.48</b>
	<b>Center: 11 - ADMINISTRATION Surplus (Deficit):</b>	<b>-36,068.00</b>	<b>-36,068.00</b>	<b>-34,330.79</b>	<b>90,297.78</b>	<b>-126,365.78</b>
	<b>Fund: 08 - NATURAL HISTORY Surplus (Deficit):</b>	<b>-36,068.00</b>	<b>-36,068.00</b>	<b>-34,330.79</b>	<b>90,297.78</b>	
	<b>Fund: 11 - AQUATIC</b>					
	<b>Center: 11 - ADMINISTRATION</b>					
	<b>Revenue</b>					
	<b>SubAccount: 420 - USER FEES</b>					
<a href="#">11-11-00-420266</a>	CARDBOARD BOAT REGATTA ADMISSIONS	9,000.00	9,000.00	0.00	0.00	9,000.00
<a href="#">11-11-00-420520</a>	BOAT GATE KEYS	36,900.00	36,900.00	3,577.60	11,214.82	25,685.18
<a href="#">11-11-00-420521</a>	FISHERMEN'S KEYS	525.00	525.00	117.92	246.18	278.82
<a href="#">11-11-00-420525</a>	DRY STORAGE	3,670.00	3,670.00	485.65	1,475.83	2,194.17
<a href="#">11-11-00-420540</a>	N.R. ADULT BEACH PASSES	850.00	850.00	260.90	555.50	294.50
<a href="#">11-11-00-420541</a>	N.R. YOUTH BEACH PASSES	1,050.00	1,050.00	196.17	365.99	684.01
<a href="#">11-11-00-420546</a>	RESIDENT BEACH PASSES	5,800.00	5,800.00	1,434.47	2,923.20	2,876.80
	<b>SubAccount: 420 - USER FEES Total:</b>	<b>57,795.00</b>	<b>57,795.00</b>	<b>6,072.71</b>	<b>16,781.52</b>	<b>41,013.48</b>
	<b>SubAccount: 430 - PROGRAM REVENUE</b>					
<a href="#">11-11-00-430165</a>	SAILING INSTRUCTION	3,380.00	3,380.00	824.00	3,550.00	-170.00
<a href="#">11-11-00-430266</a>	CARDBOARD BOAT REGATTA	4,125.00	4,125.00	0.00	0.00	4,125.00
<a href="#">11-11-00-430337</a>	KAYAK/CANOE LESSONS	50.00	50.00	0.00	0.00	50.00

All Funds Income Statement

For Fiscal: 2023-2024 Period Ending: 07/31/2023

		Original Total Budget	Current Total Budget	MTD Activity	YTD Activity	Budget Remaining
<a href="#">11-11-00-430375</a>	SWIMMING-LESSONS	29,350.00	29,350.00	16,934.46	33,012.00	-3,662.00
<b>SubAccount: 430 - PROGRAM REVENUE Total:</b>		<b>36,905.00</b>	<b>36,905.00</b>	<b>17,758.46</b>	<b>36,562.00</b>	<b>343.00</b>
<b>SubAccount: 440 - OPERATIONS INCOME</b>						
<a href="#">11-11-00-440021</a>	REIMBURSEMENT	2,100.00	2,100.00	202.50	202.50	1,897.50
<a href="#">11-11-00-440545</a>	REGISTER BANK REIMBURSEMENT	7,150.00	7,150.00	0.00	0.00	7,150.00
<a href="#">11-11-00-440602</a>	UNIFORM REIMBURSEMENT	1,120.00	1,120.00	0.00	0.00	1,120.00
<b>SubAccount: 440 - OPERATIONS INCOME Total:</b>		<b>10,370.00</b>	<b>10,370.00</b>	<b>202.50</b>	<b>202.50</b>	<b>10,167.50</b>
<b>Revenue Total:</b>		<b>105,070.00</b>	<b>105,070.00</b>	<b>24,033.67</b>	<b>53,546.02</b>	<b>51,523.98</b>
<b>Expense</b>						
<b>SubAccount: 501 - PROGRAM SALARIES &amp; WAGES</b>						
<a href="#">11-11-00-501165</a>	BOATING-SAILING INSTRUCTION SALARIES ...	2,425.00	2,425.00	648.38	1,222.82	1,202.18
<a href="#">11-11-00-501266</a>	CARDBOARD BOAT REGATTA SALARIES & ...	5,000.00	5,000.00	0.00	0.00	5,000.00
<a href="#">11-11-00-501337</a>	KAYAK/CANOE LESSONS SALARIES & WAGES	75.00	75.00	0.00	0.00	75.00
<a href="#">11-11-00-501375</a>	SWIMMING-INSTRUCTION SALARIES & WA...	21,568.00	21,568.00	9,345.86	10,827.52	10,740.48
<b>SubAccount: 501 - PROGRAM SALARIES &amp; WAGES Total:</b>		<b>29,068.00</b>	<b>29,068.00</b>	<b>9,994.24</b>	<b>12,050.34</b>	<b>17,017.66</b>
<b>SubAccount: 502 - PROGRAM CONTRACTUAL SERVICES</b>						
<a href="#">11-11-00-502266</a>	CARDBOARD BOAT REGATTA CONTRACTUAL	4,625.00	4,625.00	0.00	0.00	4,625.00
<a href="#">11-11-00-502375</a>	SWIMMING-INSTRUCTION CONTRACTUAL ...	2,450.00	2,450.00	2,173.00	2,173.00	277.00
<b>SubAccount: 502 - PROGRAM CONTRACTUAL SERVICES Total:</b>		<b>7,075.00</b>	<b>7,075.00</b>	<b>2,173.00</b>	<b>2,173.00</b>	<b>4,902.00</b>
<b>SubAccount: 503 - PROGRAM COMMODITIES</b>						
<a href="#">11-11-00-503165</a>	BOATING-SAILING INSTRUCTION COMMOD...	1,200.00	1,200.00	0.00	0.00	1,200.00
<a href="#">11-11-00-503266</a>	CARDBOARD BOAT REGATTA COMMODITIES	3,500.00	3,500.00	0.00	0.00	3,500.00
<a href="#">11-11-00-503375</a>	SWIMMING-INSTRUCTION COMMODITIES	2,162.00	2,162.00	-199.44	520.44	1,641.56
<b>SubAccount: 503 - PROGRAM COMMODITIES Total:</b>		<b>6,862.00</b>	<b>6,862.00</b>	<b>-199.44</b>	<b>520.44</b>	<b>6,341.56</b>
<b>SubAccount: 510 - SALARIES &amp; WAGES</b>						
<a href="#">11-11-00-510020</a>	PARK SUPERVISOR	3,154.00	3,154.00	237.35	705.83	2,448.17
<a href="#">11-11-00-510028</a>	GROUNDS SUPERVISOR	3,647.00	3,647.00	273.16	812.97	2,834.03
<a href="#">11-11-00-510035</a>	MAINTENANCE STAFF	53,035.00	53,035.00	3,486.10	10,424.73	42,610.27
<a href="#">11-11-00-510056</a>	MGR OF RECREATION SERVICES	8,500.00	8,500.00	0.00	0.00	8,500.00
<a href="#">11-11-00-510058</a>	PART TIME MAINTENANCE	6,500.00	6,500.00	1,525.62	2,800.89	3,699.11
<a href="#">11-11-00-510374</a>	INSERVICE TRAINING	8,070.00	8,070.00	2,776.07	4,442.21	3,627.79
<b>SubAccount: 510 - SALARIES &amp; WAGES Total:</b>		<b>82,906.00</b>	<b>82,906.00</b>	<b>8,298.30</b>	<b>19,186.63</b>	<b>63,719.37</b>
<b>SubAccount: 530 - COMMODITIES</b>						
<a href="#">11-11-00-530200</a>	FIRST AID SUPPLIES	3,000.00	3,000.00	0.00	1,921.74	1,078.26
<a href="#">11-11-00-530220</a>	OFFICE SUPPLIES	4,645.00	4,645.00	316.88	1,801.75	2,843.25
<a href="#">11-11-00-530225</a>	VEHICLE STICKERS	100.00	100.00	0.00	0.00	100.00
<a href="#">11-11-00-530230</a>	BOAT GATE KEYS	600.00	600.00	0.00	562.50	37.50
<a href="#">11-11-00-530235</a>	FISHING KEYS	495.00	495.00	0.00	0.00	495.00
<a href="#">11-11-00-530245</a>	SIGN MATERIALS	1,625.00	1,625.00	72.00	257.70	1,367.30
<a href="#">11-11-00-530246</a>	BOAT REPAIRS	1,000.00	1,000.00	466.07	466.07	533.93
<a href="#">11-11-00-530270</a>	RESCUE EQUIPMENT	8,040.00	8,040.00	0.00	4,553.62	3,486.38
<a href="#">11-11-00-530374</a>	INSERVICE TRAINING	4,334.00	4,334.00	1,113.00	1,113.00	3,221.00
<a href="#">11-11-00-530525</a>	DRY STORAGE	525.00	525.00	0.00	0.00	525.00
<a href="#">11-11-00-530545</a>	REGISTER BANK	7,150.00	7,150.00	0.00	0.00	7,150.00
<a href="#">11-11-00-530602</a>	UNIFORMS	6,010.00	6,010.00	487.95	5,764.32	245.68
<a href="#">11-11-00-530645</a>	SPECIAL EVENTS	750.00	750.00	0.00	0.00	750.00
<b>SubAccount: 530 - COMMODITIES Total:</b>		<b>38,274.00</b>	<b>38,274.00</b>	<b>2,455.90</b>	<b>16,440.70</b>	<b>21,833.30</b>
<b>SubAccount: 560 - MAINTENANCE &amp; REPAIRS</b>						
<a href="#">11-11-00-560672</a>	MAINTENANCE/REPAIR	1,000.00	1,000.00	0.00	0.00	1,000.00
<b>SubAccount: 560 - MAINTENANCE &amp; REPAIRS Total:</b>		<b>1,000.00</b>	<b>1,000.00</b>	<b>0.00</b>	<b>0.00</b>	<b>1,000.00</b>
<b>SubAccount: 570 - OTHER EXPENSES</b>						
<a href="#">11-11-00-570010</a>	BOATS	7,700.00	7,700.00	0.00	0.00	7,700.00

All Funds Income Statement

For Fiscal: 2023-2024 Period Ending: 07/31/2023

		Original Total Budget	Current Total Budget	MTD Activity	YTD Activity	Budget Remaining
<a href="#">11-11-00-570021</a>	BEACH EQUIPMENT	2,240.00	2,240.00	0.00	0.00	2,240.00
	<b>SubAccount: 570 - OTHER EXPENSES Total:</b>	<b>9,940.00</b>	<b>9,940.00</b>	<b>0.00</b>	<b>0.00</b>	<b>9,940.00</b>
	<b>Expense Total:</b>	<b>175,125.00</b>	<b>175,125.00</b>	<b>22,722.00</b>	<b>50,371.11</b>	<b>124,753.89</b>
	<b>Center: 11 - ADMINISTRATION Surplus (Deficit):</b>	<b>-70,055.00</b>	<b>-70,055.00</b>	<b>1,311.67</b>	<b>3,174.91</b>	<b>-73,229.91</b>

Center: 21 - MAIN BEACH

Revenue

SubAccount: 420 - USER FEES

<a href="#">11-21-00-420498</a>	RESIDENT DAILY ADMISSION	10,500.00	10,500.00	4,805.00	9,102.00	1,398.00
<a href="#">11-21-00-420500</a>	NON RES DAILY ADMISSION/YOUTH	29,250.00	29,250.00	16,061.50	27,283.00	1,967.00
<a href="#">11-21-00-420501</a>	NON RES DAILY ADMISSION/ADULT	70,020.00	70,020.00	43,157.00	69,553.00	467.00
<a href="#">11-21-00-420505</a>	RESIDENT ADDITIONAL GUESTS	3,400.00	3,400.00	2,212.00	3,236.00	164.00
<a href="#">11-21-00-420507</a>	GROUP RENTAL	6,100.00	6,100.00	3,245.00	6,559.00	-459.00
<a href="#">11-21-00-420509</a>	DRAGON BOAT RENTAL	3,300.00	3,300.00	0.00	6.00	3,294.00
<a href="#">11-21-00-420510</a>	CANOE RENTAL	400.00	400.00	479.00	928.00	-528.00
<a href="#">11-21-00-420511</a>	ROWBOAT RENTAL	500.00	500.00	409.00	716.00	-216.00
<a href="#">11-21-00-420512</a>	SAILBOAT RENTAL	960.00	960.00	980.00	1,922.00	-962.00
<a href="#">11-21-00-420514</a>	PADDLE BOAT RENTAL	7,000.00	7,000.00	5,592.00	10,493.00	-3,493.00
<a href="#">11-21-00-420515</a>	KAYAK RENTAL	5,500.00	5,500.00	2,749.00	5,022.00	478.00
<a href="#">11-21-00-420516</a>	PADDLE BOARD RENTAL	6,000.00	6,000.00	2,968.00	5,150.00	850.00
<a href="#">11-21-00-420530</a>	FIREWORKS ADMISSIONS	20,000.00	20,000.00	18,075.00	19,445.00	555.00
	<b>SubAccount: 420 - USER FEES Total:</b>	<b>162,930.00</b>	<b>162,930.00</b>	<b>100,732.50</b>	<b>159,415.00</b>	<b>3,515.00</b>

SubAccount: 440 - OPERATIONS INCOME

<a href="#">11-21-00-440230</a>	GRATUITY	0.00	0.00	0.00	3.00	-3.00
	<b>SubAccount: 440 - OPERATIONS INCOME Total:</b>	<b>0.00</b>	<b>0.00</b>	<b>0.00</b>	<b>3.00</b>	<b>-3.00</b>

**Revenue Total: 162,930.00 162,930.00 100,732.50 159,418.00 3,512.00**

Expense

SubAccount: 510 - SALARIES & WAGES

<a href="#">11-21-00-510019</a>	BEACH MANAGER	35,475.00	35,475.00	10,890.05	24,738.19	10,736.81
<a href="#">11-21-00-510021</a>	LIFEGUARDS	84,875.00	84,875.00	33,643.91	53,557.19	31,317.81
<a href="#">11-21-00-510022</a>	HEAD GUARD	9,687.50	9,687.50	4,060.58	7,352.23	2,335.27
<a href="#">11-21-00-510023</a>	LOT/GATE/BOAT RENTAL STAFF	59,800.00	59,800.00	21,654.48	39,941.34	19,858.66
<a href="#">11-21-00-510032</a>	BEACH DIRECTOR	9,675.00	9,675.00	2,741.52	6,332.52	3,342.48
	<b>SubAccount: 510 - SALARIES &amp; WAGES Total:</b>	<b>199,512.50</b>	<b>199,512.50</b>	<b>72,990.54</b>	<b>131,921.47</b>	<b>67,591.03</b>

SubAccount: 520 - CONTRACTUAL SERVICES

<a href="#">11-21-00-520204</a>	WATER TESTING	675.00	675.00	0.00	0.00	675.00
<a href="#">11-21-00-520211</a>	COUPONS MB	100.00	100.00	0.00	0.00	100.00
<a href="#">11-21-00-520255</a>	MISCELLANEOUS BANK CHARGES	3,250.00	3,250.00	1,109.92	1,536.35	1,713.65
	<b>SubAccount: 520 - CONTRACTUAL SERVICES Total:</b>	<b>4,025.00</b>	<b>4,025.00</b>	<b>1,109.92</b>	<b>1,536.35</b>	<b>2,488.65</b>

SubAccount: 530 - COMMODITIES

<a href="#">11-21-00-530210</a>	BEACH ACCESSORIES	4,075.00	4,075.00	0.00	3,291.20	783.80
<a href="#">11-21-00-530515</a>	MISCELLANEOUS	150.00	150.00	19.97	19.97	130.03
	<b>SubAccount: 530 - COMMODITIES Total:</b>	<b>4,225.00</b>	<b>4,225.00</b>	<b>19.97</b>	<b>3,311.17</b>	<b>913.83</b>

SubAccount: 570 - OTHER EXPENSES

<a href="#">11-21-00-570530</a>	FIREWORKS	3,575.00	3,575.00	1,537.30	1,870.32	1,704.68
<a href="#">11-21-00-570960</a>	CASH OVER/SHORT	500.00	500.00	95.96	299.21	200.79
	<b>SubAccount: 570 - OTHER EXPENSES Total:</b>	<b>4,075.00</b>	<b>4,075.00</b>	<b>1,633.26</b>	<b>2,169.53</b>	<b>1,905.47</b>

**Expense Total: 211,837.50 211,837.50 75,753.69 138,938.52 72,898.98**

**Center: 21 - MAIN BEACH Surplus (Deficit): -48,907.50 -48,907.50 24,978.81 20,479.48 -69,386.98**

Center: 22 - WEST BEACH

Revenue

SubAccount: 420 - USER FEES

<a href="#">11-22-00-420498</a>	RESIDENT DAILY ADMISSION	1,800.00	1,800.00	944.00	1,658.00	142.00
<a href="#">11-22-00-420500</a>	NON RES DAILY ADMISSION/YOUTH	900.00	900.00	765.00	1,390.50	-490.50
<a href="#">11-22-00-420501</a>	NON RES DAILY ADMISSION/ADULT	2,700.00	2,700.00	1,950.00	3,456.00	-756.00
<a href="#">11-22-00-420505</a>	RESIDENT ADDITIONAL GUESTS	500.00	500.00	292.00	412.00	88.00



All Funds Income Statement

For Fiscal: 2023-2024 Period Ending: 07/31/2023

		Original Total Budget	Current Total Budget	MTD Activity	YTD Activity	Budget Remaining
<a href="#">11-22-00-420507</a>	GROUP RENTAL	50.00	50.00	0.00	0.00	50.00
	<b>SubAccount: 420 - USER FEES Total:</b>	<b>5,950.00</b>	<b>5,950.00</b>	<b>3,951.00</b>	<b>6,916.50</b>	<b>-966.50</b>
	<b>Revenue Total:</b>	<b>5,950.00</b>	<b>5,950.00</b>	<b>3,951.00</b>	<b>6,916.50</b>	<b>-966.50</b>
<b>Expense</b>						
	<b>SubAccount: 510 - SALARIES &amp; WAGES</b>					
<a href="#">11-22-00-510019</a>	BEACH MANAGER	8,250.00	8,250.00	3,503.29	5,237.82	3,012.18
<a href="#">11-22-00-510021</a>	LIFEGUARDS	19,500.00	19,500.00	8,176.73	12,505.70	6,994.30
	<b>SubAccount: 510 - SALARIES &amp; WAGES Total:</b>	<b>27,750.00</b>	<b>27,750.00</b>	<b>11,680.02</b>	<b>17,743.52</b>	<b>10,006.48</b>
	<b>SubAccount: 520 - CONTRACTUAL SERVICES</b>					
<a href="#">11-22-00-520204</a>	WATER TESTING	675.00	675.00	0.00	0.00	675.00
<a href="#">11-22-00-520255</a>	MISC BANK CHARGES	650.00	650.00	59.62	112.62	537.38
	<b>SubAccount: 520 - CONTRACTUAL SERVICES Total:</b>	<b>1,325.00</b>	<b>1,325.00</b>	<b>59.62</b>	<b>112.62</b>	<b>1,212.38</b>
	<b>SubAccount: 530 - COMMODITIES</b>					
<a href="#">11-22-00-530210</a>	BEACH ACCESSORIES	1,680.00	1,680.00	0.00	0.00	1,680.00
	<b>SubAccount: 530 - COMMODITIES Total:</b>	<b>1,680.00</b>	<b>1,680.00</b>	<b>0.00</b>	<b>0.00</b>	<b>1,680.00</b>
	<b>SubAccount: 570 - OTHER EXPENSES</b>					
<a href="#">11-22-00-570960</a>	CASH OVER/SHORT	50.00	50.00	0.00	8.00	42.00
	<b>SubAccount: 570 - OTHER EXPENSES Total:</b>	<b>50.00</b>	<b>50.00</b>	<b>0.00</b>	<b>8.00</b>	<b>42.00</b>
	<b>Expense Total:</b>	<b>30,805.00</b>	<b>30,805.00</b>	<b>11,739.64</b>	<b>17,864.14</b>	<b>12,940.86</b>
	<b>Center: 22 - WEST BEACH Surplus (Deficit):</b>	<b>-24,855.00</b>	<b>-24,855.00</b>	<b>-7,788.64</b>	<b>-10,947.64</b>	<b>-13,907.36</b>
	<b>Fund: 11 - AQUATIC Surplus (Deficit):</b>	<b>-143,817.50</b>	<b>-143,817.50</b>	<b>18,501.84</b>	<b>12,706.75</b>	
<b>Fund: 12 - FOOD SERVICE</b>						
<b>Center: 11 - ADMINISTRATION</b>						
<b>Revenue</b>						
	<b>SubAccount: 440 - OPERATIONS INCOME</b>					
<a href="#">12-11-01-440544</a>	VENDING COMMISSION	1,775.00	1,775.00	0.00	0.00	1,775.00
<a href="#">12-11-01-440545</a>	REGISTER BANK REIMBURSEMENT	600.00	600.00	0.00	0.00	600.00
<a href="#">12-11-04-440230</a>	GRATUITY	0.00	0.00	201.25	719.39	-719.39
<a href="#">12-11-04-440543</a>	REGISTER BANK REIMBURSEMENT	600.00	600.00	0.00	0.00	600.00
<a href="#">12-11-04-440544</a>	VENDING COMMISSION	1,775.00	1,775.00	384.00	1,778.00	-3.00
	<b>SubAccount: 440 - OPERATIONS INCOME Total:</b>	<b>4,750.00</b>	<b>4,750.00</b>	<b>585.25</b>	<b>2,497.39</b>	<b>2,252.61</b>
	<b>SubAccount: 490 - MERCHANDISE</b>					
<a href="#">12-11-01-490003</a>	RESALE-FOOD	30,150.00	30,150.00	13,486.00	27,715.00	2,435.00
<a href="#">12-11-01-490005</a>	RESALE-CANDY	3,000.00	3,000.00	1,524.00	3,580.00	-580.00
<a href="#">12-11-01-490010</a>	RESALE-ICE CREAM	29,775.00	29,775.00	12,277.50	27,075.50	2,699.50
<a href="#">12-11-01-490015</a>	RESALE-POP	8,500.00	8,500.00	3,407.00	7,757.00	743.00
<a href="#">12-11-01-490016</a>	RESALE-BEER	14,500.00	14,500.00	0.00	0.00	14,500.00
<a href="#">12-11-04-490003</a>	RESALE-FOOD	38,100.00	38,100.00	9,289.50	27,065.00	11,035.00
<a href="#">12-11-04-490005</a>	RESALE-CANDY	6,000.00	6,000.00	1,614.00	4,386.00	1,614.00
<a href="#">12-11-04-490010</a>	RESALE-ICE CREAM	1,000.00	1,000.00	1,088.00	2,574.00	-1,574.00
<a href="#">12-11-04-490015</a>	RESALE-POP	18,000.00	18,000.00	6,096.00	17,192.00	808.00
<a href="#">12-11-04-490016</a>	RESALE-BEER	15,000.00	15,000.00	1,536.00	5,446.00	9,554.00
	<b>SubAccount: 490 - MERCHANDISE Total:</b>	<b>164,025.00</b>	<b>164,025.00</b>	<b>50,318.00</b>	<b>122,790.50</b>	<b>41,234.50</b>
	<b>Revenue Total:</b>	<b>168,775.00</b>	<b>168,775.00</b>	<b>50,903.25</b>	<b>125,287.89</b>	<b>43,487.11</b>
<b>Expense</b>						
	<b>SubAccount: 510 - SALARIES &amp; WAGES</b>					
<a href="#">12-11-01-510045</a>	CONCESSIONS COORDINATOR	960.00	960.00	0.00	0.00	960.00
<a href="#">12-11-01-510047</a>	CONCESSIONS STAFF	25,214.00	25,214.00	9,413.51	15,508.80	9,705.20
<a href="#">12-11-04-510045</a>	CONCESSIONS COORDINATOR	384.00	384.00	0.00	0.00	384.00
<a href="#">12-11-04-510047</a>	CONCESSIONS STAFF	13,073.00	13,073.00	3,962.13	12,390.38	682.62
<a href="#">12-11-04-510051</a>	BEER SALES	4,485.00	4,485.00	663.00	1,303.25	3,181.75
<a href="#">12-11-04-510210</a>	GRATUITY	0.00	0.00	384.14	607.20	-607.20
	<b>SubAccount: 510 - SALARIES &amp; WAGES Total:</b>	<b>44,116.00</b>	<b>44,116.00</b>	<b>14,422.78</b>	<b>29,809.63</b>	<b>14,306.37</b>
	<b>SubAccount: 520 - CONTRACTUAL SERVICES</b>					
<a href="#">12-11-01-520238</a>	LICENSES	600.00	600.00	0.00	0.00	600.00

All Funds Income Statement

For Fiscal: 2023-2024 Period Ending: 07/31/2023

		Original Total Budget	Current Total Budget	MTD Activity	YTD Activity	Budget Remaining
<a href="#">12-11-01-520255</a>	MISCELLANEOUS BANK CHARGES	1,250.00	1,250.00	596.71	750.24	499.76
<a href="#">12-11-04-520238</a>	LICENSES	500.00	500.00	0.00	-80.00	580.00
<a href="#">12-11-04-520255</a>	MISCELLANEOUS BANK CHARGES	1,700.00	1,700.00	569.18	1,541.95	158.05
<b>SubAccount: 520 - CONTRACTUAL SERVICES Total:</b>		<b>4,050.00</b>	<b>4,050.00</b>	<b>1,165.89</b>	<b>2,212.19</b>	<b>1,837.81</b>
<b>SubAccount: 530 - COMMODITES</b>						
<a href="#">12-11-01-530003</a>	PRODUCT-FOOD	15,075.00	15,075.00	4,663.21	7,828.18	7,246.82
<a href="#">12-11-01-530005</a>	PRODUCT-CANDY	2,000.00	2,000.00	1,699.19	2,269.30	-269.30
<a href="#">12-11-01-530010</a>	PRODUCT-ICE CREAM	14,900.00	14,900.00	7,068.70	11,825.42	3,074.58
<a href="#">12-11-01-530015</a>	PRODUCT-POP	5,270.00	5,270.00	1,836.15	4,883.87	386.13
<a href="#">12-11-01-530016</a>	PRODUCT - BEER & ALCOHOL	3,200.00	3,200.00	0.00	0.00	3,200.00
<a href="#">12-11-01-530020</a>	MISC. CONCESSION PRODUCT	200.00	200.00	37.76	131.93	68.07
<a href="#">12-11-01-530025</a>	PAPER PRODUCTS	1,500.00	1,500.00	1,147.79	1,534.97	-34.97
<a href="#">12-11-01-530545</a>	REGISTER BANK	600.00	600.00	0.00	0.00	600.00
<a href="#">12-11-01-530735</a>	SALES TAX	5,200.00	5,200.00	2,074.00	2,504.00	2,696.00
<a href="#">12-11-01-530741</a>	MISCELLANEOUS SUPPLIES	600.00	600.00	19.68	149.55	450.45
<a href="#">12-11-04-530003</a>	PRODUCT-FOOD	13,500.00	13,500.00	3,056.70	12,325.07	1,174.93
<a href="#">12-11-04-530005</a>	PRODUCT-CANDY	3,000.00	3,000.00	822.19	2,381.18	618.82
<a href="#">12-11-04-530010</a>	PRODUCT-ICE CREAM	500.00	500.00	311.50	311.50	188.50
<a href="#">12-11-04-530015</a>	PRODUCT-POP	9,800.00	9,800.00	3,429.89	10,091.26	-291.26
<a href="#">12-11-04-530016</a>	PRODUCT - BEER & ALCOHOL	9,800.00	9,800.00	109.40	2,192.10	7,607.90
<a href="#">12-11-04-530020</a>	MISC. CONCESSION PRODUCT	750.00	750.00	34.47	233.24	516.76
<a href="#">12-11-04-530025</a>	PAPER PRODUCTS	850.00	850.00	391.74	1,337.38	-487.38
<a href="#">12-11-04-530545</a>	REGISTER BANK	600.00	600.00	0.00	0.00	600.00
<a href="#">12-11-04-530735</a>	SALES TAX	5,800.00	5,800.00	1,397.00	3,838.00	1,962.00
<a href="#">12-11-04-530741</a>	MISCELLANEOUS SUPPLIES	200.00	200.00	0.00	115.60	84.40
<a href="#">12-11-04-530742</a>	CONCESSION EQUIPMENT	1,000.00	1,000.00	33.89	782.89	217.11
<b>SubAccount: 530 - COMMODITES Total:</b>		<b>94,345.00</b>	<b>94,345.00</b>	<b>28,133.26</b>	<b>64,735.44</b>	<b>29,609.56</b>
<b>SubAccount: 570 - OTHER EXPENSES</b>						
<a href="#">12-11-01-570030</a>	EQUIPMENT PURCHASE	1,500.00	1,500.00	0.00	0.00	1,500.00
<a href="#">12-11-01-570960</a>	CASH OVER/SHORT	25.00	25.00	87.44	123.36	-98.36
<a href="#">12-11-04-570030</a>	EQUIPMENT PURCHASE	1,000.00	1,000.00	0.00	0.00	1,000.00
<a href="#">12-11-04-570960</a>	CASH OVER/SHORT	25.00	25.00	113.50	53.30	-28.30
<b>SubAccount: 570 - OTHER EXPENSES Total:</b>		<b>2,550.00</b>	<b>2,550.00</b>	<b>200.94</b>	<b>176.66</b>	<b>2,373.34</b>
<b>Expense Total:</b>		<b>145,061.00</b>	<b>145,061.00</b>	<b>43,922.87</b>	<b>96,933.92</b>	<b>48,127.08</b>
<b>Center: 11 - ADMINISTRATION Surplus (Deficit):</b>		<b>23,714.00</b>	<b>23,714.00</b>	<b>6,980.38</b>	<b>28,353.97</b>	<b>-4,639.97</b>
<b>Fund: 12 - FOOD SERVICE Surplus (Deficit):</b>		<b>23,714.00</b>	<b>23,714.00</b>	<b>6,980.38</b>	<b>28,353.97</b>	
<b>Fund: 15 - CAPITAL EQUIPMENT REPLACEMENT FUND</b>						
<b>Center: 11 - ADMINISTRATION</b>						
<b>Revenue</b>						
<b>SubAccount: 440 - OPERATIONS INCOME</b>						
<a href="#">15-11-00-440019</a>	INVESTMENT INTEREST - CD'S	300.00	300.00	0.00	0.00	300.00
<a href="#">15-11-00-440020</a>	INVESTMENT INTEREST-MONEY MARKET	0.00	0.00	703.72	2,053.68	-2,053.68
<b>SubAccount: 440 - OPERATIONS INCOME Total:</b>		<b>300.00</b>	<b>300.00</b>	<b>703.72</b>	<b>2,053.68</b>	<b>-1,753.68</b>
<b>Revenue Total:</b>		<b>300.00</b>	<b>300.00</b>	<b>703.72</b>	<b>2,053.68</b>	<b>-1,753.68</b>
<b>Expense</b>						
<b>SubAccount: 570 - OTHER EXPENSES</b>						
<a href="#">15-11-00-570090</a>	MACHINERY & EQUIPMENT	156,000.00	156,000.00	0.00	141,067.82	14,932.18
<b>SubAccount: 570 - OTHER EXPENSES Total:</b>		<b>156,000.00</b>	<b>156,000.00</b>	<b>0.00</b>	<b>141,067.82</b>	<b>14,932.18</b>
<b>Expense Total:</b>		<b>156,000.00</b>	<b>156,000.00</b>	<b>0.00</b>	<b>141,067.82</b>	<b>14,932.18</b>
<b>Center: 11 - ADMINISTRATION Surplus (Deficit):</b>		<b>-155,700.00</b>	<b>-155,700.00</b>	<b>703.72</b>	<b>-139,014.14</b>	<b>-16,685.86</b>
<b>Fund: 15 - CAPITAL EQUIPMENT REPLACEMENT FUND Surplus (Deficit):</b>		<b>-155,700.00</b>	<b>-155,700.00</b>	<b>703.72</b>	<b>-139,014.14</b>	

All Funds Income Statement

For Fiscal: 2023-2024 Period Ending: 07/31/2023

		Original Total Budget	Current Total Budget	MTD Activity	YTD Activity	Budget Remaining
<b>Fund: 16 - CAPITAL PROJECTS</b>						
<b>Center: 11 - ADMINISTRATION</b>						
<b>Revenue</b>						
<b>SubAccount: 440 - OPERATIONS INCOME</b>						
<a href="#">16-11-00-440017</a>	GRANTS	363,000.00	363,000.00	0.00	0.00	363,000.00
<a href="#">16-11-00-440019</a>	INVESTMENT INTEREST - CD'S	2,000.00	2,000.00	25.23	76.42	1,923.58
<a href="#">16-11-00-440020</a>	INVESTMENT INTEREST-MONEY MARKET	1,500.00	1,500.00	18,278.36	54,965.46	-53,465.46
<a href="#">16-11-00-440078</a>	BOND PROCEEDS	151,481.00	151,481.00	0.00	0.00	151,481.00
<a href="#">16-11-00-440083</a>	OPERATING TRANSFER IN	2,782,988.00	2,782,988.00	0.00	0.00	2,782,988.00
	<b>SubAccount: 440 - OPERATIONS INCOME Total:</b>	<b>3,300,969.00</b>	<b>3,300,969.00</b>	<b>18,303.59</b>	<b>55,041.88</b>	<b>3,245,927.12</b>
	<b>Revenue Total:</b>	<b>3,300,969.00</b>	<b>3,300,969.00</b>	<b>18,303.59</b>	<b>55,041.88</b>	<b>3,245,927.12</b>
<b>Expense</b>						
<b>SubAccount: 520 - CONTRACTUAL SERVICES</b>						
<a href="#">16-11-00-520212</a>	PROFESSIONAL SERVICES	912,000.00	912,000.00	13,500.00	16,860.00	895,140.00
<a href="#">16-11-00-520218</a>	BOND ISSUE FEES	16,000.00	16,000.00	0.00	0.00	16,000.00
	<b>SubAccount: 520 - CONTRACTUAL SERVICES Total:</b>	<b>928,000.00</b>	<b>928,000.00</b>	<b>13,500.00</b>	<b>16,860.00</b>	<b>911,140.00</b>
<b>SubAccount: 570 - OTHER EXPENSES</b>						
<a href="#">16-11-00-570022</a>	PLAYGROUNDS	0.00	0.00	14,368.80	14,368.80	-14,368.80
<a href="#">16-11-00-570023</a>	LIPPOLD PARK	18,000.00	18,000.00	0.00	0.00	18,000.00
<a href="#">16-11-00-570031</a>	MISC. CAPITAL PROJECTS	3,554,000.00	3,554,000.00	74,887.90	209,123.59	3,344,876.41
<a href="#">16-11-00-570038</a>	VETERAN ACRES	538,600.00	538,600.00	0.00	0.00	538,600.00
<a href="#">16-11-00-570050</a>	MAIN BEACH	423,000.00	423,000.00	41,649.25	166,825.75	256,174.25
<a href="#">16-11-00-570090</a>	MACHINERY & EQUIPMENT	265,000.00	265,000.00	178,206.58	178,206.58	86,793.42
<a href="#">16-11-00-570091</a>	VEHICLES	265,000.00	265,000.00	0.00	0.00	265,000.00
	<b>SubAccount: 570 - OTHER EXPENSES Total:</b>	<b>5,063,600.00</b>	<b>5,063,600.00</b>	<b>309,112.53</b>	<b>568,524.72</b>	<b>4,495,075.28</b>
	<b>Expense Total:</b>	<b>5,991,600.00</b>	<b>5,991,600.00</b>	<b>322,612.53</b>	<b>585,384.72</b>	<b>5,406,215.28</b>
	<b>Center: 11 - ADMINISTRATION Surplus (Deficit):</b>	<b>-2,690,631.00</b>	<b>-2,690,631.00</b>	<b>-304,308.94</b>	<b>-530,342.84</b>	<b>-2,160,288.16</b>
	<b>Fund: 16 - CAPITAL PROJECTS Surplus (Deficit):</b>	<b>-2,690,631.00</b>	<b>-2,690,631.00</b>	<b>-304,308.94</b>	<b>-530,342.84</b>	
<b>Fund: 19 - DRIVING RANGE</b>						
<b>Center: 11 - ADMINISTRATION</b>						
<b>Revenue</b>						
<b>SubAccount: 440 - OPERATIONS INCOME</b>						
<a href="#">19-11-00-440014</a>	INTEREST	500.00	500.00	378.32	1,111.64	-611.64
<a href="#">19-11-00-440545</a>	REGISTER BANK REIMBURSEMENT	630.00	630.00	0.00	0.00	630.00
<a href="#">19-11-00-440710</a>	DRIVING RANGE	39,570.00	39,570.00	12,823.00	36,548.00	3,022.00
<a href="#">19-11-00-440713</a>	GROUP LESSONS--SUMMER	0.00	0.00	1,450.31	3,168.75	-3,168.75
<a href="#">19-11-00-440725</a>	MEMBERSHIPS	2,250.00	2,250.00	427.65	1,458.22	791.78
<a href="#">19-11-00-440750</a>	MINI GOLF SALES	138,328.00	138,328.00	45,672.00	114,454.00	23,874.00
<a href="#">19-11-00-440755</a>	MINI GOLF PARTIES	2,700.00	2,700.00	456.10	1,035.60	1,664.40
<a href="#">19-11-00-440762</a>	REPLAYS	2,000.00	2,000.00	174.00	588.00	1,412.00
	<b>SubAccount: 440 - OPERATIONS INCOME Total:</b>	<b>185,978.00</b>	<b>185,978.00</b>	<b>61,381.38</b>	<b>158,364.21</b>	<b>27,613.79</b>
<b>SubAccount: 490 - MERCHANDISE</b>						
<a href="#">19-11-00-490001</a>	RESALE--CONCESSIONS	6,975.00	6,975.00	2,502.90	6,507.40	467.60
<a href="#">19-11-00-490589</a>	SALES TAX	60.00	60.00	0.21	1.41	58.59
<a href="#">19-11-00-490761</a>	MERCHANDISE SALES	100.00	100.00	2.79	18.37	81.63
	<b>SubAccount: 490 - MERCHANDISE Total:</b>	<b>7,135.00</b>	<b>7,135.00</b>	<b>2,505.90</b>	<b>6,527.18</b>	<b>607.82</b>
	<b>Revenue Total:</b>	<b>193,113.00</b>	<b>193,113.00</b>	<b>63,887.28</b>	<b>164,891.39</b>	<b>28,221.61</b>
<b>Expense</b>						
<b>SubAccount: 510 - SALARIES &amp; WAGES</b>						
<a href="#">19-11-00-510012</a>	ASSISTANT MANAGER	24,208.00	24,208.00	5,010.59	12,654.74	11,553.26
<a href="#">19-11-00-510014</a>	PROFESSIONAL LESSONS	0.00	0.00	494.50	806.63	-806.63
<a href="#">19-11-00-510035</a>	MAINTENANCE STAFF	4,650.00	4,650.00	803.14	2,155.14	2,494.86
<a href="#">19-11-00-510061</a>	RANGE ATTENDANT	14,986.00	14,986.00	3,658.29	8,933.26	6,052.74
	<b>SubAccount: 510 - SALARIES &amp; WAGES Total:</b>	<b>43,844.00</b>	<b>43,844.00</b>	<b>9,966.52</b>	<b>24,549.77</b>	<b>19,294.23</b>
<b>SubAccount: 520 - CONTRACTUAL SERVICES</b>						
<a href="#">19-11-00-520200</a>	SENIOR DISCOUNT	25.00	25.00	0.00	0.00	25.00

All Funds Income Statement

For Fiscal: 2023-2024 Period Ending: 07/31/2023

		Original Total Budget	Current Total Budget	MTD Activity	YTD Activity	Budget Remaining
<a href="#">19-11-00-520205</a>	GARBAGE DISPOSAL	2,200.00	2,200.00	140.75	282.80	1,917.20
<a href="#">19-11-00-520206</a>	ELECTRICITY	12,500.00	12,500.00	750.02	1,372.74	11,127.26
<a href="#">19-11-00-520208</a>	WATER/SEWER	300.00	300.00	31.50	41.08	258.92
<a href="#">19-11-00-520209</a>	COMMUNICATION	850.00	850.00	105.58	211.12	638.88
<a href="#">19-11-00-520211</a>	COUPONS	20.00	20.00	56.00	123.00	-103.00
<a href="#">19-11-00-520217</a>	SECURITY SYSTEM	1,000.00	1,000.00	0.00	235.16	764.84
<a href="#">19-11-00-520250</a>	MISCELLANEOUS	500.00	500.00	165.28	165.28	334.72
<a href="#">19-11-00-520255</a>	MISCELLANEOUS BANK CHARGES	4,500.00	4,500.00	1,630.11	2,499.13	2,000.87
<a href="#">19-11-00-520383</a>	LIGHTING	250.00	250.00	0.00	0.00	250.00
<b>SubAccount: 520 - CONTRACTUAL SERVICES Total:</b>		<b>22,145.00</b>	<b>22,145.00</b>	<b>2,879.24</b>	<b>4,930.31</b>	<b>17,214.69</b>
<b>SubAccount: 530 - COMMODITES</b>						
<a href="#">19-11-00-530020</a>	MISC. CONCESSION PRODUCT	3,775.00	3,775.00	998.25	2,643.62	1,131.38
<a href="#">19-11-00-530107</a>	LAND IMPROVEMENT MATERIALS	3,000.00	3,000.00	0.00	0.00	3,000.00
<a href="#">19-11-00-530250</a>	MISCELLANEOUS	300.00	300.00	17.98	72.76	227.24
<a href="#">19-11-00-530353</a>	CUSTODIAL SUPPLIES	50.00	50.00	0.00	42.57	7.43
<a href="#">19-11-00-530395</a>	PRINTING	100.00	100.00	0.00	0.00	100.00
<a href="#">19-11-00-530401</a>	GOLF BALLS	5,000.00	5,000.00	2,427.27	3,538.04	1,461.96
<a href="#">19-11-00-530402</a>	MINI-GOLF	2,000.00	2,000.00	141.44	2,425.67	-425.67
<a href="#">19-11-00-530545</a>	REGISTER BANK	630.00	630.00	0.00	0.00	630.00
<a href="#">19-11-00-530694</a>	UNIFORMS	500.00	500.00	0.00	198.79	301.21
<a href="#">19-11-00-530735</a>	SALES TAX	450.00	450.00	154.00	291.00	159.00
<b>SubAccount: 530 - COMMODITES Total:</b>		<b>15,805.00</b>	<b>15,805.00</b>	<b>3,738.94</b>	<b>9,212.45</b>	<b>6,592.55</b>
<b>SubAccount: 550 - UNCAPITALIZED IMPROVEMENTS</b>						
<a href="#">19-11-00-550005</a>	BUILDING REPAIR-CONTRACTUAL	96,000.00	96,000.00	405.00	600.00	95,400.00
<a href="#">19-11-00-550010</a>	FACILITY REPAIR--MINI-GOLF	1,000.00	1,000.00	0.00	99.99	900.01
<a href="#">19-11-00-550570</a>	GROUNDS	2,500.00	2,500.00	0.00	0.00	2,500.00
<b>SubAccount: 550 - UNCAPITALIZED IMPROVEMENTS Total:</b>		<b>99,500.00</b>	<b>99,500.00</b>	<b>405.00</b>	<b>699.99</b>	<b>98,800.01</b>
<b>SubAccount: 560 - MAINTENANCE &amp; REPAIRS</b>						
<a href="#">19-11-00-560151</a>	BUILDING REPAIR	1,000.00	1,000.00	69.95	69.95	930.05
<a href="#">19-11-00-560562</a>	GROUNDS MAINTENANCE	2,500.00	2,500.00	0.00	316.86	2,183.14
<a href="#">19-11-00-560673</a>	EQUIPMENT REPAIR	750.00	750.00	1,709.08	1,991.32	-1,241.32
<a href="#">19-11-00-560675</a>	EQUIPMENT REPAIR--MINI-GOLF	1,000.00	1,000.00	217.86	290.83	709.17
<a href="#">19-11-00-560676</a>	FACILITY REPAIR--MINI-GOLF	3,000.00	3,000.00	-55.07	16.90	2,983.10
<b>SubAccount: 560 - MAINTENANCE &amp; REPAIRS Total:</b>		<b>8,250.00</b>	<b>8,250.00</b>	<b>1,941.82</b>	<b>2,685.86</b>	<b>5,564.14</b>
<b>SubAccount: 570 - OTHER EXPENSES</b>						
<a href="#">19-11-00-570028</a>	FURNITURE/FIXTURES	9,000.00	9,000.00	0.00	350.00	8,650.00
<a href="#">19-11-00-570030</a>	EQUIPMENT PURCHASE	18,500.00	18,500.00	0.00	15,103.80	3,396.20
<a href="#">19-11-00-570120</a>	FACILITY IMPROVEMENT	6,700.00	6,700.00	500.00	4,800.00	1,900.00
<a href="#">19-11-00-570574</a>	DONATIONS	0.00	0.00	0.00	25.00	-25.00
<a href="#">19-11-00-570960</a>	CASH OVER/SHORT	85.00	85.00	121.00	177.00	-92.00
<b>SubAccount: 570 - OTHER EXPENSES Total:</b>		<b>34,285.00</b>	<b>34,285.00</b>	<b>621.00</b>	<b>20,455.80</b>	<b>13,829.20</b>
<b>Expense Total:</b>		<b>223,829.00</b>	<b>223,829.00</b>	<b>19,552.52</b>	<b>62,534.18</b>	<b>161,294.82</b>
<b>Center: 11 - ADMINISTRATION Surplus (Deficit):</b>		<b>-30,716.00</b>	<b>-30,716.00</b>	<b>44,334.76</b>	<b>102,357.21</b>	<b>-133,073.21</b>
<b>Fund: 19 - DRIVING RANGE Surplus (Deficit):</b>		<b>-30,716.00</b>	<b>-30,716.00</b>	<b>44,334.76</b>	<b>102,357.21</b>	

Fund: 20 - RACKET CLUB

Center: 11 - ADMINISTRATION

Revenue

SubAccount: 430 - PROGRAM REVENUE

<a href="#">20-11-00-430385</a>	SUMMER TENNIS	31,075.00	31,075.00	16,180.64	29,831.08	1,243.92
<b>SubAccount: 430 - PROGRAM REVENUE Total:</b>		<b>31,075.00</b>	<b>31,075.00</b>	<b>16,180.64</b>	<b>29,831.08</b>	<b>1,243.92</b>

SubAccount: 440 - OPERATIONS INCOME

<a href="#">20-11-00-440019</a>	INVESTMENT INTEREST - CD'S	100.00	100.00	10.29	31.17	68.83
<a href="#">20-11-00-440020</a>	INVESTMENT INTEREST-MONEY MARKET	50.00	50.00	256.44	745.03	-695.03
<a href="#">20-11-00-440421</a>	ADVERTISING	975.00	975.00	188.28	558.78	416.22
<a href="#">20-11-00-440536</a>	NO SHOW FEES	625.00	625.00	220.00	407.00	218.00
<a href="#">20-11-00-440550</a>	INITIATION FEE	10,625.00	10,625.00	1,125.00	2,450.00	8,175.00

All Funds Income Statement

For Fiscal: 2023-2024 Period Ending: 07/31/2023

		Original Total Budget	Current Total Budget	MTD Activity	YTD Activity	Budget Remaining
<a href="#">20-11-00-440551</a>	MEMBERSHIP DUES	299,052.00	299,052.00	23,298.00	64,452.00	234,600.00
<a href="#">20-11-00-440552</a>	OUTDOOR COURT FEES	480.00	480.00	156.00	276.00	204.00
<a href="#">20-11-00-440553</a>	PERMANENT COURT TIME	158,904.00	158,904.00	-124.44	9,697.65	149,206.35
<a href="#">20-11-00-440554</a>	OPEN COURT TIME	79,556.00	79,556.00	3,000.89	12,671.80	66,884.20
<a href="#">20-11-00-440556</a>	GUEST FEES	8,000.00	8,000.00	460.00	1,550.00	6,450.00
<a href="#">20-11-00-440558</a>	TOURNAMENTS	7,180.00	7,180.00	360.00	360.00	6,820.00
<a href="#">20-11-00-440559</a>	PRACTICE LANE	5,400.00	5,400.00	476.00	1,082.25	4,317.75
<a href="#">20-11-00-440564</a>	TRAVEL TEAM MATCH	11,040.00	11,040.00	0.00	0.00	11,040.00
<a href="#">20-11-00-440566</a>	ADULT EVENTS/ACTIVITIES	5,520.00	5,520.00	0.00	1,500.75	4,019.25
<a href="#">20-11-00-440567</a>	PARTIES	600.00	600.00	0.00	0.00	600.00
<a href="#">20-11-00-440570</a>	TRAVEL TEAM PRACTICE	22,200.00	22,200.00	0.00	255.00	21,945.00
<a href="#">20-11-00-440571</a>	PLAYROOM	100.00	100.00	0.00	0.00	100.00
<a href="#">20-11-00-440572</a>	PRIVATE LESSONS	180,880.00	180,880.00	4,800.00	34,752.59	146,127.41
<a href="#">20-11-00-440573</a>	GROUP LESSONS	387,142.50	387,142.50	37,663.96	105,707.92	281,434.58
<a href="#">20-11-00-440574</a>	JUNIOR EVENTS/ACTIVITIES	2,400.00	2,400.00	303.30	303.30	2,096.70
<a href="#">20-11-00-440578</a>	JUNIOR IN-CLUB LEAGUES	8,900.00	8,900.00	527.31	1,434.02	7,465.98
<a href="#">20-11-00-440579</a>	FINANCE CHARGES	0.00	0.00	375.00	250.00	-250.00
<a href="#">20-11-30-440051</a>	RENTAL OF FACILITIES-PICKLEBALL COURT	23,040.00	23,040.00	270.23	1,824.03	21,215.97
<a href="#">20-11-30-440572</a>	PRIVATE LESSONS-PICKLEBALL	1,600.00	1,600.00	0.00	0.00	1,600.00
<a href="#">20-11-30-440573</a>	GROUP LESSONS-PICKLEBALL	18,126.00	18,126.00	1,725.39	5,148.05	12,977.95
<b>SubAccount: 440 - OPERATIONS INCOME Total:</b>		<b>1,232,495.50</b>	<b>1,232,495.50</b>	<b>75,091.65</b>	<b>245,457.34</b>	<b>987,038.16</b>

**SubAccount: 480 - PRO SHOP**

<a href="#">20-11-00-480580</a>	RACKETS	12,025.00	12,025.00	976.00	2,611.81	9,413.19
<a href="#">20-11-00-480581</a>	RACKET STRINGING	16,300.00	16,300.00	1,291.60	4,285.16	12,014.84
<a href="#">20-11-00-480582</a>	GRIPS/OVERWRAPS	3,100.00	3,100.00	244.44	863.27	2,236.73
<a href="#">20-11-00-480583</a>	LADIES CLOTHING	6,500.00	6,500.00	185.90	895.74	5,604.26
<a href="#">20-11-00-480584</a>	MEN'S CLOTHING	875.00	875.00	49.90	107.78	767.22
<a href="#">20-11-00-480585</a>	CHILDREN'S CLOTHING	150.00	150.00	0.00	0.00	150.00
<a href="#">20-11-00-480586</a>	SHOES	9,375.00	9,375.00	850.46	1,524.38	7,850.62
<a href="#">20-11-00-480589</a>	SALES TAX	3,125.00	3,125.00	629.38	1,081.11	2,043.89
<a href="#">20-11-00-480591</a>	TENNIS BALLS	9,448.00	9,448.00	5,947.71	6,927.55	2,520.45
<a href="#">20-11-00-480592</a>	TENNIS BAGS	375.00	375.00	0.00	69.95	305.05
<a href="#">20-11-00-480593</a>	MISC. CLOTHES	700.00	700.00	37.85	97.60	602.40
<a href="#">20-11-00-480594</a>	ACCESSORIES	875.00	875.00	21.80	155.01	719.99
<a href="#">20-11-00-480596</a>	DEMO RACKET RENTAL	300.00	300.00	24.00	63.00	237.00
<b>SubAccount: 480 - PRO SHOP Total:</b>		<b>63,148.00</b>	<b>63,148.00</b>	<b>10,259.04</b>	<b>18,682.36</b>	<b>44,465.64</b>

**SubAccount: 490 - MERCHANDISE**

<a href="#">20-11-00-490016</a>	RESALE-BEER	10,000.00	10,000.00	0.00	0.00	10,000.00
<a href="#">20-11-00-490604</a>	VENDING - POP	1,750.00	1,750.00	201.46	657.68	1,092.32
<b>SubAccount: 490 - MERCHANDISE Total:</b>		<b>11,750.00</b>	<b>11,750.00</b>	<b>201.46</b>	<b>657.68</b>	<b>11,092.32</b>

**Revenue Total: 1,338,468.50 1,338,468.50 101,732.79 294,628.46 1,043,840.04**

**Expense**

**SubAccount: 501 - PROGRAM SALARIES & WAGES**

<a href="#">20-11-00-501385</a>	SUMMER TENNIS SALARIES & WAGES	9,675.00	9,675.00	3,981.44	6,309.20	3,365.80
<b>SubAccount: 501 - PROGRAM SALARIES &amp; WAGES Total:</b>		<b>9,675.00</b>	<b>9,675.00</b>	<b>3,981.44</b>	<b>6,309.20</b>	<b>3,365.80</b>

**SubAccount: 503 - PROGRAM COMMODITIES**

<a href="#">20-11-00-503385</a>	SUMMER TENNIS COMMODITIES	300.00	300.00	109.96	229.90	70.10
<b>SubAccount: 503 - PROGRAM COMMODITIES Total:</b>		<b>300.00</b>	<b>300.00</b>	<b>109.96</b>	<b>229.90</b>	<b>70.10</b>

**SubAccount: 510 - SALARIES & WAGES**

<a href="#">20-11-00-510002</a>	SUPT OF BUSINESS SERVICES	6,512.00	6,512.00	492.17	1,466.17	5,045.83
<a href="#">20-11-00-510004</a>	MANAGER REC FACILITY SERVICES	29,367.00	29,367.00	2,243.40	6,671.72	22,695.28
<a href="#">20-11-00-510005</a>	SUPT OF PARKS SERVICES	5,826.00	5,826.00	433.78	1,292.23	4,533.77
<a href="#">20-11-00-510007</a>	OFFICE STAFF	14,718.00	14,718.00	1,212.86	3,625.40	11,092.60
<a href="#">20-11-00-510011</a>	MANAGER	90,909.00	90,909.00	6,853.92	20,426.30	70,482.70
<a href="#">20-11-00-510015</a>	PUBLIC RELATIONS COORDINATOR	15,207.00	15,207.00	1,136.65	3,383.99	11,823.01
<a href="#">20-11-00-510017</a>	ACCOUNTANT	6,738.00	6,738.00	649.56	2,069.84	4,668.16
<a href="#">20-11-00-510028</a>	GROUNDS SUPERVISOR	3,647.00	3,647.00	273.13	812.89	2,834.11

All Funds Income Statement

For Fiscal: 2023-2024 Period Ending: 07/31/2023

		Original Total Budget	Current Total Budget	MTD Activity	YTD Activity	Budget Remaining
<a href="#">20-11-00-510029</a>	ASSOC. PRO LESSONS	228,420.00	228,420.00	17,479.26	56,354.57	172,065.43
<a href="#">20-11-00-510030</a>	FRONT DESK	102,102.00	102,102.00	7,754.51	24,805.83	77,296.17
<a href="#">20-11-00-510032</a>	TOURNAMENT DIRECTOR	816.00	816.00	0.00	0.00	816.00
<a href="#">20-11-00-510034</a>	PRO ADMIN SALARIES	4,500.00	4,500.00	368.47	1,321.66	3,178.34
<a href="#">20-11-00-510035</a>	MAINTENANCE STAFF	26,522.00	26,522.00	1,742.93	5,211.81	21,310.19
<a href="#">20-11-00-510036</a>	DESK/PLAYROOM SUPERVISOR	48,310.00	48,310.00	3,665.82	10,939.14	37,370.86
<a href="#">20-11-00-510037</a>	RACKET CLUB BUSINESS MGR	29,900.00	29,900.00	1,398.00	5,615.62	24,284.38
<a href="#">20-11-00-510049</a>	PLAYROOM ATTENDANT	270.00	270.00	0.00	0.00	270.00
<a href="#">20-11-00-510050</a>	RACKET REPAIR	7,230.00	7,230.00	786.00	2,141.00	5,089.00
<a href="#">20-11-00-510055</a>	TENNIS DIRECTOR	89,174.00	89,174.00	6,646.20	19,796.19	69,377.81
<a href="#">20-11-00-510065</a>	BUILDING CUSTODIAN	9,456.00	9,456.00	1,365.39	3,517.73	5,938.27
<a href="#">20-11-00-510070</a>	HUMAN RESOURCE MANAGER	9,676.00	9,676.00	181.73	1,315.56	8,360.44
<a href="#">20-11-00-510405</a>	FICA/MEDICARE	64,164.00	64,164.00	4,648.28	13,975.24	50,188.76
<a href="#">20-11-00-510450</a>	AWARDS	150.00	150.00	0.00	0.00	150.00
<a href="#">20-11-30-510029</a>	ASSOC. PRO LESSONS-PICKLEBALL	10,746.00	10,746.00	535.00	895.00	9,851.00
	<b>SubAccount: 510 - SALARIES &amp; WAGES Total:</b>	<b>804,360.00</b>	<b>804,360.00</b>	<b>59,867.06</b>	<b>185,637.89</b>	<b>618,722.11</b>
	<b>SubAccount: 520 - CONTRACTUAL SERVICES</b>					
<a href="#">20-11-00-520205</a>	GARBAGE DISPOSAL	5,820.00	5,820.00	545.87	1,096.35	4,723.65
<a href="#">20-11-00-520206</a>	ELECTRICITY	30,000.00	30,000.00	2,549.65	5,026.56	24,973.44
<a href="#">20-11-00-520207</a>	HEAT	20,000.00	20,000.00	590.41	2,245.93	17,754.07
<a href="#">20-11-00-520209</a>	COMMUNICATION	5,000.00	5,000.00	488.57	913.63	4,086.37
<a href="#">20-11-00-520212</a>	PROFESSIONAL SERVICES	17,000.00	17,000.00	0.00	0.00	17,000.00
<a href="#">20-11-00-520213</a>	COMPUTER/SOFTWARE EXPENSES	3,586.00	3,586.00	0.00	3,085.00	501.00
<a href="#">20-11-00-520214</a>	CLEANING SERVICES	11,500.00	11,500.00	818.85	1,637.70	9,862.30
<a href="#">20-11-00-520215</a>	MAINTENANCE AGREEMENTS	12,830.00	12,830.00	331.74	2,645.57	10,184.43
<a href="#">20-11-00-520216</a>	OFFICE EQUIPMENT LEASE	1,941.00	1,941.00	0.00	0.00	1,941.00
<a href="#">20-11-00-520217</a>	SECURITY SYSTEM	3,220.00	3,220.00	0.00	790.43	2,429.57
<a href="#">20-11-00-520220</a>	LEGAL FEES	500.00	500.00	0.00	0.00	500.00
<a href="#">20-11-00-520223</a>	DUES	1,150.00	1,150.00	0.00	0.00	1,150.00
<a href="#">20-11-00-520224</a>	EQUIPMENT RENTAL	500.00	500.00	0.00	0.00	500.00
<a href="#">20-11-00-520225</a>	EDUCATION/SEMINARS	1,600.00	1,600.00	0.00	0.00	1,600.00
<a href="#">20-11-00-520226</a>	LAUNDRY/LINENS	1,750.00	1,750.00	0.00	54.48	1,695.52
<a href="#">20-11-00-520250</a>	MISCELLANEOUS	1,500.00	1,500.00	100.00	200.00	1,300.00
<a href="#">20-11-00-520255</a>	MISCELLANEOUS BANK CHARGES	25,000.00	25,000.00	1,650.88	5,450.02	19,549.98
<a href="#">20-11-00-520574</a>	POSTAGE	650.00	650.00	0.00	0.00	650.00
<a href="#">20-11-00-520581</a>	COLLECTION FEES	300.00	300.00	0.00	247.50	52.50
	<b>SubAccount: 520 - CONTRACTUAL SERVICES Total:</b>	<b>143,847.00</b>	<b>143,847.00</b>	<b>7,075.97</b>	<b>23,393.17</b>	<b>120,453.83</b>
	<b>SubAccount: 530 - COMMODITIES</b>					
<a href="#">20-11-00-530016</a>	PRODUCT - BEER & ALCOHOL	5,000.00	5,000.00	0.00	0.00	5,000.00
<a href="#">20-11-00-530231</a>	PLAYROOM EXPENSE	100.00	100.00	0.00	0.00	100.00
<a href="#">20-11-00-530242</a>	FIRST AID/SAFETY	375.00	375.00	66.35	116.33	258.67
<a href="#">20-11-00-530365</a>	ADVERTISING	3,300.00	3,300.00	0.00	781.39	2,518.61
<a href="#">20-11-00-530389</a>	LOCKER ROOM SUPPLIES	1,050.00	1,050.00	119.94	450.44	599.56
<a href="#">20-11-00-530395</a>	PRINTING	350.00	350.00	0.00	0.00	350.00
<a href="#">20-11-00-530397</a>	TROPHIES	1,350.00	1,350.00	0.00	283.79	1,066.21
<a href="#">20-11-00-530398</a>	SUPPLIES-OTHER	500.00	500.00	0.00	0.00	500.00
<a href="#">20-11-00-530460</a>	SUPPLIES-TEACHING & COURTS	1,700.00	1,700.00	0.00	4.61	1,695.39
<a href="#">20-11-00-530553</a>	OFFICE SUPPLIES	2,200.00	2,200.00	125.00	585.86	1,614.14
<a href="#">20-11-00-530560</a>	OFFICE EQUIPMENT	300.00	300.00	0.00	0.00	300.00
<a href="#">20-11-00-530563</a>	COMPUTERS	1,200.00	1,200.00	0.00	0.00	1,200.00
<a href="#">20-11-00-530564</a>	TEAM MATCHES	1,530.00	1,530.00	0.00	0.00	1,530.00
<a href="#">20-11-00-530566</a>	ADULT EVENT EXPENSE	600.00	600.00	0.00	0.00	600.00
<a href="#">20-11-00-530567</a>	PARTIES	150.00	150.00	0.00	0.00	150.00
<a href="#">20-11-00-530569</a>	ADULT IN-CLUB LEAGUES	576.00	576.00	0.00	0.00	576.00
<a href="#">20-11-00-530573</a>	GROUP LESSONS	10,490.00	10,490.00	3,280.76	4,298.16	6,191.84
<a href="#">20-11-00-530574</a>	JUNIOR EVENTS	250.00	250.00	62.39	62.39	187.61
<a href="#">20-11-00-530577</a>	OUTDOOR ACTIVITY	200.00	200.00	0.00	0.00	200.00
<a href="#">20-11-00-530578</a>	JR IN-CLUB LEAGUE	500.00	500.00	0.00	0.00	500.00
<a href="#">20-11-00-530579</a>	TOURNAMENTS	3,336.00	3,336.00	0.00	0.00	3,336.00

All Funds Income Statement

For Fiscal: 2023-2024 Period Ending: 07/31/2023

		Original Total Budget	Current Total Budget	MTD Activity	YTD Activity	Budget Remaining
<a href="#">20-11-00-530600</a>	PAPER PRODUCTS	1,200.00	1,200.00	147.96	733.88	466.12
<a href="#">20-11-00-530605</a>	VENDING - COFFEE	1,850.00	1,850.00	109.58	558.53	1,291.47
<a href="#">20-11-00-530694</a>	UNIFORMS	2,250.00	2,250.00	694.00	1,099.00	1,151.00
<a href="#">20-11-30-530460</a>	SUPPLIES-TEACHING & COURTS-PICKLEBALL	750.00	750.00	0.00	297.62	452.38
	<b>SubAccount: 530 - COMMODITES Total:</b>	<b>41,107.00</b>	<b>41,107.00</b>	<b>4,605.98</b>	<b>9,272.00</b>	<b>31,835.00</b>
	<b>SubAccount: 540 - INSURANCE</b>					
<a href="#">20-11-00-540507</a>	INSURANCE/HEALTH	108,900.00	108,900.00	19,841.74	30,354.66	78,545.34
	<b>SubAccount: 540 - INSURANCE Total:</b>	<b>108,900.00</b>	<b>108,900.00</b>	<b>19,841.74</b>	<b>30,354.66</b>	<b>78,545.34</b>
	<b>SubAccount: 550 - UNCAPITALIZED IMPROVEMENTS</b>					
<a href="#">20-11-00-550541</a>	FURNITURE/FIXTURES	1,000.00	1,000.00	0.00	11.22	988.78
	<b>SubAccount: 550 - UNCAPITALIZED IMPROVEMENTS Total:</b>	<b>1,000.00</b>	<b>1,000.00</b>	<b>0.00</b>	<b>11.22</b>	<b>988.78</b>
	<b>SubAccount: 560 - MAINTENANCE &amp; REPAIRS</b>					
<a href="#">20-11-00-560025</a>	LAND IMPROVEMENT	7,500.00	7,500.00	2,245.63	2,903.39	4,596.61
<a href="#">20-11-00-560151</a>	BUILDING REPAIR	13,750.00	13,750.00	216.38	216.38	13,533.62
<a href="#">20-11-00-560227</a>	TOOLS/MAINT EQUIPMENT	875.00	875.00	287.31	287.31	587.69
<a href="#">20-11-00-560248</a>	EQUIPMENT REPAIR	4,000.00	4,000.00	0.00	868.90	3,131.10
<a href="#">20-11-00-560353</a>	JANITORIAL SUPPLIES	1,750.00	1,750.00	216.10	423.04	1,326.96
<a href="#">20-11-00-560383</a>	LIGHTING SUPPLIES	200.00	200.00	0.00	0.00	200.00
<a href="#">20-11-00-560562</a>	GROUNDNS MAINTENANCE	15,250.00	15,250.00	9,149.30	9,533.01	5,716.99
	<b>SubAccount: 560 - MAINTENANCE &amp; REPAIRS Total:</b>	<b>43,325.00</b>	<b>43,325.00</b>	<b>12,114.72</b>	<b>14,232.03</b>	<b>29,092.97</b>
	<b>SubAccount: 570 - OTHER EXPENSES</b>					
<a href="#">20-11-00-570250</a>	MISCELLANEOUS	2,500.00	2,500.00	27.00	54.10	2,445.90
<a href="#">20-11-00-570574</a>	DONATIONS	250.00	250.00	32.24	82.24	167.76
<a href="#">20-11-00-570676</a>	MEETINGS/CONFERENCES	1,225.00	1,225.00	0.00	99.95	1,125.05
<a href="#">20-11-00-570677</a>	TRAVELING EXPENSE	200.00	200.00	52.40	129.69	70.31
<a href="#">20-11-00-570958</a>	OTHER TRANSFERS OUT	200,000.00	200,000.00	0.00	0.00	200,000.00
	<b>SubAccount: 570 - OTHER EXPENSES Total:</b>	<b>204,175.00</b>	<b>204,175.00</b>	<b>111.64</b>	<b>365.98</b>	<b>203,809.02</b>
	<b>SubAccount: 580 - PRO SHOP</b>					
<a href="#">20-11-00-580591</a>	TENNIS BALLS	9,000.00	9,000.00	1,935.96	3,173.16	5,826.84
<a href="#">20-11-00-580710</a>	LADIES CLOTHING	3,900.00	3,900.00	1,030.15	1,745.59	2,154.41
<a href="#">20-11-00-580712</a>	MEN'S CLOTHING	525.00	525.00	0.00	421.23	103.77
<a href="#">20-11-00-580713</a>	CHILDREN'S CLOTHING	100.00	100.00	0.00	0.00	100.00
<a href="#">20-11-00-580720</a>	SHOES	6,875.00	6,875.00	0.00	0.00	6,875.00
<a href="#">20-11-00-580725</a>	RACKETS	7,150.00	7,150.00	422.51	1,403.77	5,746.23
<a href="#">20-11-00-580731</a>	TENNIS BAGS	200.00	200.00	0.00	0.00	200.00
<a href="#">20-11-00-580732</a>	MISC. CLOTHES	420.00	420.00	433.90	433.90	-13.90
<a href="#">20-11-00-580733</a>	ACCESSORIES	437.50	437.50	0.00	437.02	0.48
<a href="#">20-11-00-580734</a>	GRIPS/OVERWRAPS	2,000.00	2,000.00	113.88	461.53	1,538.47
<a href="#">20-11-00-580735</a>	SALES TAX	3,125.00	3,125.00	187.00	834.00	2,291.00
<a href="#">20-11-00-580745</a>	RACKET REPAIR SUPPLIES	4,500.00	4,500.00	478.02	1,405.64	3,094.36
	<b>SubAccount: 580 - PRO SHOP Total:</b>	<b>38,232.50</b>	<b>38,232.50</b>	<b>4,601.42</b>	<b>10,315.84</b>	<b>27,916.66</b>
	<b>Expense Total:</b>	<b>1,394,921.50</b>	<b>1,394,921.50</b>	<b>112,309.93</b>	<b>280,121.89</b>	<b>1,114,799.61</b>
	<b>Center: 11 - ADMINISTRATION Surplus (Deficit):</b>	<b>-56,453.00</b>	<b>-56,453.00</b>	<b>-10,577.14</b>	<b>14,506.57</b>	<b>-70,959.57</b>
	<b>Center: 14 - POLICE</b>					
	<b>Expense</b>					
	<b>SubAccount: 510 - SALARIES &amp; WAGES</b>					
<a href="#">20-14-00-510008</a>	CLERICAL-PART TIME	2,382.00	2,382.00	182.90	545.24	1,836.76
<a href="#">20-14-00-510074</a>	PARK POLICE CHIEF	3,341.00	3,341.00	256.34	761.78	2,579.22
<a href="#">20-14-00-510075</a>	P.T. POLICE	21,005.00	21,005.00	925.59	2,815.64	18,189.36
<a href="#">20-14-00-510076</a>	F.T. POLICE	2,679.00	2,679.00	196.76	588.31	2,090.69
	<b>SubAccount: 510 - SALARIES &amp; WAGES Total:</b>	<b>29,407.00</b>	<b>29,407.00</b>	<b>1,561.59</b>	<b>4,710.97</b>	<b>24,696.03</b>
	<b>Expense Total:</b>	<b>29,407.00</b>	<b>29,407.00</b>	<b>1,561.59</b>	<b>4,710.97</b>	<b>24,696.03</b>
	<b>Center: 14 - POLICE Total:</b>	<b>29,407.00</b>	<b>29,407.00</b>	<b>1,561.59</b>	<b>4,710.97</b>	<b>24,696.03</b>
	<b>Fund: 20 - RACKET CLUB Surplus (Deficit):</b>	<b>-85,860.00</b>	<b>-85,860.00</b>	<b>-12,138.73</b>	<b>9,795.60</b>	
	<b>Total Surplus (Deficit):</b>	<b>-6,977,426.00</b>	<b>-6,977,426.00</b>	<b>-620,818.80</b>	<b>2,287,528.92</b>	

All Funds Income Statement

For Fiscal: 2023-2024 Period Ending: 07/31/2023

Group Summary

SubAccount	Original Total Budget	Current Total Budget	MTD Activity	YTD Activity	Budget Remaining
<b>Fund: 01 - CORPORATE</b>					
<b>Center: 11 - ADMINISTRATION</b>					
<b>Revenue</b>					
410 - TAXES	3,914,235.00	3,914,235.00	68,192.05	2,123,677.41	1,790,557.59
440 - OPERATIONS INCOME	181,175.00	181,175.00	12,921.74	43,654.51	137,520.49
<b>Revenue Total:</b>	<b>4,095,410.00</b>	<b>4,095,410.00</b>	<b>81,113.79</b>	<b>2,167,331.92</b>	<b>1,928,078.08</b>
<b>Expense</b>					
510 - SALARIES & WAGES	995,719.00	995,719.00	75,884.64	216,021.31	779,697.69
520 - CONTRACTUAL SERVICES	370,263.50	370,263.50	20,934.88	81,737.43	288,526.07
530 - COMMODITIES	66,700.00	66,700.00	3,216.13	6,464.37	60,235.63
540 - INSURANCE	387,751.00	387,751.00	46,194.36	75,140.87	312,610.13
570 - OTHER EXPENSES	1,788,477.00	1,788,477.00	745.24	11,134.75	1,777,342.25
590 - BOND & DEBT SERVICES	142,800.00	142,800.00	0.00	1,400.00	141,400.00
<b>Expense Total:</b>	<b>3,751,710.50</b>	<b>3,751,710.50</b>	<b>146,975.25</b>	<b>391,898.73</b>	<b>3,359,811.77</b>
<b>Center: 11 - ADMINISTRATION Surplus (Deficit):</b>	<b>343,699.50</b>	<b>343,699.50</b>	<b>-65,861.46</b>	<b>1,775,433.19</b>	<b>-1,431,733.69</b>
<b>Center: 12 - PARK MAINTENANCE</b>					
<b>Revenue</b>					
440 - OPERATIONS INCOME	85,140.00	85,140.00	13,970.00	26,422.00	58,718.00
<b>Revenue Total:</b>	<b>85,140.00</b>	<b>85,140.00</b>	<b>13,970.00</b>	<b>26,422.00</b>	<b>58,718.00</b>
<b>Expense</b>					
510 - SALARIES & WAGES	967,372.00	967,372.00	78,996.85	213,099.88	754,272.12
520 - CONTRACTUAL SERVICES	830,940.00	830,940.00	55,136.66	116,371.37	714,568.63
530 - COMMODITIES	295,750.00	295,750.00	21,202.83	61,211.86	234,538.14
550 - UNCAPITALIZED IMPROVEMENTS	577,550.00	577,550.00	11,485.47	38,370.95	539,179.05
570 - OTHER EXPENSES	228,152.00	228,152.00	4,900.96	72,894.59	155,257.41
<b>Expense Total:</b>	<b>2,899,764.00</b>	<b>2,899,764.00</b>	<b>171,722.77</b>	<b>501,948.65</b>	<b>2,397,815.35</b>
<b>Center: 12 - PARK MAINTENANCE Surplus (Deficit):</b>	<b>-2,814,624.00</b>	<b>-2,814,624.00</b>	<b>-157,752.77</b>	<b>-475,526.65</b>	<b>-2,339,097.35</b>
<b>Center: 13 - PARK DEVELOPMENT</b>					
<b>Revenue</b>					
440 - OPERATIONS INCOME	600,000.00	600,000.00	0.00	0.00	600,000.00
<b>Revenue Total:</b>	<b>600,000.00</b>	<b>600,000.00</b>	<b>0.00</b>	<b>0.00</b>	<b>600,000.00</b>
<b>Expense</b>					
570 - OTHER EXPENSES	400,000.00	400,000.00	6,331.40	8,366.39	391,633.61
<b>Expense Total:</b>	<b>400,000.00</b>	<b>400,000.00</b>	<b>6,331.40</b>	<b>8,366.39</b>	<b>391,633.61</b>
<b>Center: 13 - PARK DEVELOPMENT Surplus (Deficit):</b>	<b>200,000.00</b>	<b>200,000.00</b>	<b>-6,331.40</b>	<b>-8,366.39</b>	<b>208,366.39</b>
<b>Center: 14 - POLICE</b>					
<b>Revenue</b>					
440 - OPERATIONS INCOME	26,000.00	26,000.00	0.00	0.00	26,000.00
<b>Revenue Total:</b>	<b>26,000.00</b>	<b>26,000.00</b>	<b>0.00</b>	<b>0.00</b>	<b>26,000.00</b>
<b>Expense</b>					
510 - SALARIES & WAGES	158,794.00	158,794.00	9,292.72	27,949.93	130,844.07
520 - CONTRACTUAL SERVICES	33,800.00	33,800.00	601.30	6,622.51	27,177.49
530 - COMMODITIES	3,000.00	3,000.00	70.52	154.50	2,845.50
550 - UNCAPITALIZED IMPROVEMENTS	22,000.00	22,000.00	511.99	1,471.75	20,528.25
560 - MAINTENANCE & REPAIRS	1,700.00	1,700.00	0.00	0.00	1,700.00
570 - OTHER EXPENSES	55,000.00	55,000.00	0.00	10,966.37	44,033.63
<b>Expense Total:</b>	<b>274,294.00</b>	<b>274,294.00</b>	<b>10,476.53</b>	<b>47,165.06</b>	<b>227,128.94</b>
<b>Center: 14 - POLICE Surplus (Deficit):</b>	<b>-248,294.00</b>	<b>-248,294.00</b>	<b>-10,476.53</b>	<b>-47,165.06</b>	<b>-201,128.94</b>
<b>Center: 23 - FACILITY RENTAL OPERATIONS</b>					
<b>Revenue</b>					
440 - OPERATIONS INCOME	237,746.00	237,746.00	23,319.00	55,563.00	182,183.00
490 - MERCHANDISE	3,837.00	3,837.00	190.26	556.83	3,280.17
<b>Revenue Total:</b>	<b>241,583.00</b>	<b>241,583.00</b>	<b>23,509.26</b>	<b>56,119.83</b>	<b>185,463.17</b>



**All Funds Income Statement**

For Fiscal: 2023-2024 Period Ending: 07/31/2023

SubAccount	Original Total Budget	Current Total Budget	MTD Activity	YTD Activity	Budget Remaining
<b>Expense</b>					
510 - SALARIES & WAGES	84,157.00	84,157.00	3,826.38	11,179.55	72,977.45
520 - CONTRACTUAL SERVICES	13,710.00	13,710.00	1,085.19	2,867.16	10,842.84
530 - COMMODITIES	32,087.00	32,087.00	476.92	5,363.57	26,723.43
570 - OTHER EXPENSES	8,500.00	8,500.00	21.62	594.52	7,905.48
<b>Expense Total:</b>	<b>138,454.00</b>	<b>138,454.00</b>	<b>5,410.11</b>	<b>20,004.80</b>	<b>118,449.20</b>
<b>Center: 23 - FACILITY RENTAL OPERATIONS Surplus (Deficit):</b>	<b>103,129.00</b>	<b>103,129.00</b>	<b>18,099.15</b>	<b>36,115.03</b>	<b>67,013.97</b>
<b>Fund: 01 - CORPORATE Surplus (Deficit):</b>	<b>-2,416,089.50</b>	<b>-2,416,089.50</b>	<b>-222,323.01</b>	<b>1,280,490.12</b>	<b>-3,696,579.62</b>
<b>Fund: 02 - RECREATION</b>					
<b>Center: 11 - ADMINISTRATION</b>					
<b>Revenue</b>					
410 - TAXES	1,873,567.00	1,873,567.00	15,077.05	1,013,249.84	860,317.16
440 - OPERATIONS INCOME	22,000.00	22,000.00	10,419.39	30,560.76	-8,560.76
<b>Revenue Total:</b>	<b>1,895,567.00</b>	<b>1,895,567.00</b>	<b>25,496.44</b>	<b>1,043,810.60</b>	<b>851,756.40</b>
<b>Expense</b>					
510 - SALARIES & WAGES	1,466,812.00	1,466,812.00	112,147.36	310,904.74	1,155,907.26
520 - CONTRACTUAL SERVICES	382,943.50	382,943.50	20,761.38	106,890.20	276,053.30
530 - COMMODITIES	224,830.00	224,830.00	8,898.78	49,128.43	175,701.57
540 - INSURANCE	586,473.00	586,473.00	50,886.70	87,745.13	498,727.87
570 - OTHER EXPENSES	892,425.00	892,425.00	1,127.55	2,137.23	890,287.77
<b>Expense Total:</b>	<b>3,553,483.50</b>	<b>3,553,483.50</b>	<b>193,821.77</b>	<b>556,805.73</b>	<b>2,996,677.77</b>
<b>Center: 11 - ADMINISTRATION Surplus (Deficit):</b>	<b>-1,657,916.50</b>	<b>-1,657,916.50</b>	<b>-168,325.33</b>	<b>487,004.87</b>	<b>-2,144,921.37</b>
<b>Center: 14 - POLICE</b>					
<b>Expense</b>					
510 - SALARIES & WAGES	156,794.00	156,794.00	9,292.72	27,949.93	128,844.07
550 - UNCAPITALIZED IMPROVEMENTS	1,000.00	1,000.00	0.00	0.00	1,000.00
<b>Expense Total:</b>	<b>157,794.00</b>	<b>157,794.00</b>	<b>9,292.72</b>	<b>27,949.93</b>	<b>129,844.07</b>
<b>Center: 14 - POLICE Total:</b>	<b>157,794.00</b>	<b>157,794.00</b>	<b>9,292.72</b>	<b>27,949.93</b>	<b>129,844.07</b>
<b>Center: 62 - ADULT RECREATION</b>					
<b>Revenue</b>					
430 - PROGRAM REVENUE	91,057.50	91,057.50	6,423.59	18,295.37	72,762.13
<b>Revenue Total:</b>	<b>91,057.50</b>	<b>91,057.50</b>	<b>6,423.59</b>	<b>18,295.37</b>	<b>72,762.13</b>
<b>Expense</b>					
501 - PROGRAM SALARIES & WAGES	56,237.00	56,237.00	2,759.17	9,231.76	47,005.24
502 - PROGRAM CONTRACTUAL SERVICES	2,544.00	2,544.00	604.80	604.80	1,939.20
503 - PROGRAM COMMODITIES	5,640.00	5,640.00	752.34	1,239.72	4,400.28
<b>Expense Total:</b>	<b>64,421.00</b>	<b>64,421.00</b>	<b>4,116.31</b>	<b>11,076.28</b>	<b>53,344.72</b>
<b>Center: 62 - ADULT RECREATION Surplus (Deficit):</b>	<b>26,636.50</b>	<b>26,636.50</b>	<b>2,307.28</b>	<b>7,219.09</b>	<b>19,417.41</b>
<b>Center: 63 - YOUTH RECREATION</b>					
<b>Revenue</b>					
430 - PROGRAM REVENUE	2,458,280.00	2,458,280.00	398,865.07	877,514.82	1,580,765.18
<b>Revenue Total:</b>	<b>2,458,280.00</b>	<b>2,458,280.00</b>	<b>398,865.07</b>	<b>877,514.82</b>	<b>1,580,765.18</b>
<b>Expense</b>					
501 - PROGRAM SALARIES & WAGES	1,149,262.00	1,149,262.00	178,885.98	414,112.50	735,149.50
502 - PROGRAM CONTRACTUAL SERVICES	523,669.50	523,669.50	71,861.93	123,438.12	400,231.38
503 - PROGRAM COMMODITIES	81,006.00	81,006.00	6,625.03	29,511.32	51,494.68
<b>Expense Total:</b>	<b>1,753,937.50</b>	<b>1,753,937.50</b>	<b>257,372.94</b>	<b>567,061.94</b>	<b>1,186,875.56</b>
<b>Center: 63 - YOUTH RECREATION Surplus (Deficit):</b>	<b>704,342.50</b>	<b>704,342.50</b>	<b>141,492.13</b>	<b>310,452.88</b>	<b>393,889.62</b>
<b>Center: 64 - PROGRAMS FOR ALL AGES</b>					
<b>Revenue</b>					
430 - PROGRAM REVENUE	194,974.00	194,974.00	18,415.73	49,241.03	145,732.97
<b>Revenue Total:</b>	<b>194,974.00</b>	<b>194,974.00</b>	<b>18,415.73</b>	<b>49,241.03</b>	<b>145,732.97</b>
<b>Expense</b>					
501 - PROGRAM SALARIES & WAGES	57,958.00	57,958.00	3,691.29	10,516.78	47,441.22

All Funds Income Statement

For Fiscal: 2023-2024 Period Ending: 07/31/2023

SubAccount	Original Total Budget	Current Total Budget	MTD Activity	YTD Activity	Budget Remaining
502 - PROGRAM CONTRACTUAL SERVICES	23,279.50	23,279.50	2,116.00	5,719.60	17,559.90
503 - PROGRAM COMMODITES	33,300.00	33,300.00	3,909.76	6,125.82	27,174.18
<b>Expense Total:</b>	<b>114,537.50</b>	<b>114,537.50</b>	<b>9,717.05</b>	<b>22,362.20</b>	<b>92,175.30</b>
<b>Center: 64 - PROGRAMS FOR ALL AGES Surplus (Deficit):</b>	<b>80,436.50</b>	<b>80,436.50</b>	<b>8,698.68</b>	<b>26,878.83</b>	<b>53,557.67</b>
<b>Center: 65 - SENIOR CITIZENS</b>					
<b>Revenue</b>					
430 - PROGRAM REVENUE	33,740.00	33,740.00	4,373.78	11,886.00	21,854.00
<b>Revenue Total:</b>	<b>33,740.00</b>	<b>33,740.00</b>	<b>4,373.78</b>	<b>11,886.00</b>	<b>21,854.00</b>
<b>Expense</b>					
501 - PROGRAM SALARIES & WAGES	21,789.00	21,789.00	1,672.13	4,865.38	16,923.62
502 - PROGRAM CONTRACTUAL SERVICES	19,030.00	19,030.00	2,368.35	7,791.04	11,238.96
503 - PROGRAM COMMODITES	3,745.00	3,745.00	247.01	310.24	3,434.76
<b>Expense Total:</b>	<b>44,564.00</b>	<b>44,564.00</b>	<b>4,287.49</b>	<b>12,966.66</b>	<b>31,597.34</b>
<b>Center: 65 - SENIOR CITIZENS Surplus (Deficit):</b>	<b>-10,824.00</b>	<b>-10,824.00</b>	<b>86.29</b>	<b>-1,080.66</b>	<b>-9,743.34</b>
<b>Center: 66 - SPECIAL EVENTS</b>					
<b>Revenue</b>					
430 - PROGRAM REVENUE	45,850.00	45,850.00	3,123.15	7,531.04	38,318.96
<b>Revenue Total:</b>	<b>45,850.00</b>	<b>45,850.00</b>	<b>3,123.15</b>	<b>7,531.04</b>	<b>38,318.96</b>
<b>Expense</b>					
501 - PROGRAM SALARIES & WAGES	2,759.00	2,759.00	0.00	232.50	2,526.50
502 - PROGRAM CONTRACTUAL SERVICES	13,700.00	13,700.00	3,102.63	6,002.63	7,697.37
503 - PROGRAM COMMODITES	43,930.00	43,930.00	5,663.51	15,112.35	28,817.65
<b>Expense Total:</b>	<b>60,389.00</b>	<b>60,389.00</b>	<b>8,766.14</b>	<b>21,347.48</b>	<b>39,041.52</b>
<b>Center: 66 - SPECIAL EVENTS Surplus (Deficit):</b>	<b>-14,539.00</b>	<b>-14,539.00</b>	<b>-5,642.99</b>	<b>-13,816.44</b>	<b>-722.56</b>
<b>Center: 68 - LIPPOLD PARK COMPLEX</b>					
<b>Revenue</b>					
430 - PROGRAM REVENUE	149,885.00	149,885.00	25,501.03	67,008.27	82,876.73
440 - OPERATIONS INCOME	115,300.00	115,300.00	22,388.75	73,611.25	41,688.75
<b>Revenue Total:</b>	<b>265,185.00</b>	<b>265,185.00</b>	<b>47,889.78</b>	<b>140,619.52</b>	<b>124,565.48</b>
<b>Expense</b>					
501 - PROGRAM SALARIES & WAGES	57,290.00	57,290.00	8,115.79	23,193.52	34,096.48
502 - PROGRAM CONTRACTUAL SERVICES	1,428.00	1,428.00	546.00	973.00	455.00
503 - PROGRAM COMMODITES	37,377.00	37,377.00	7,761.80	18,528.29	18,848.71
510 - SALARIES & WAGES	200,758.00	200,758.00	22,949.11	60,417.42	140,340.58
520 - CONTRACTUAL SERVICES	28,900.00	28,900.00	1,020.22	1,830.18	27,069.82
530 - COMMODITES	6,150.00	6,150.00	154.42	2,749.36	3,400.64
550 - UNCAPITALIZED IMPROVEMENTS	76,360.00	76,360.00	23,752.57	39,638.83	36,721.17
<b>Expense Total:</b>	<b>408,263.00</b>	<b>408,263.00</b>	<b>64,299.91</b>	<b>147,330.60</b>	<b>260,932.40</b>
<b>Center: 68 - LIPPOLD PARK COMPLEX Surplus (Deficit):</b>	<b>-143,078.00</b>	<b>-143,078.00</b>	<b>-16,410.13</b>	<b>-6,711.08</b>	<b>-136,366.92</b>
<b>Fund: 02 - RECREATION Surplus (Deficit):</b>	<b>-1,172,736.00</b>	<b>-1,172,736.00</b>	<b>-47,086.79</b>	<b>781,997.56</b>	<b>-1,954,733.56</b>
<b>Fund: 03 - IMRF</b>					
<b>Center: 11 - ADMINISTRATION</b>					
<b>Revenue</b>					
410 - TAXES	282,489.00	282,489.00	2,262.15	152,026.64	130,462.36
440 - OPERATIONS INCOME	2,000.00	2,000.00	1,191.05	3,470.54	-1,470.54
<b>Revenue Total:</b>	<b>284,489.00</b>	<b>284,489.00</b>	<b>3,453.20</b>	<b>155,497.18</b>	<b>128,991.82</b>
<b>Expense</b>					
520 - CONTRACTUAL SERVICES	391,437.00	391,437.00	27,647.18	84,160.55	307,276.45
<b>Expense Total:</b>	<b>391,437.00</b>	<b>391,437.00</b>	<b>27,647.18</b>	<b>84,160.55</b>	<b>307,276.45</b>
<b>Center: 11 - ADMINISTRATION Surplus (Deficit):</b>	<b>-106,948.00</b>	<b>-106,948.00</b>	<b>-24,193.98</b>	<b>71,336.63</b>	<b>-178,284.63</b>
<b>Fund: 03 - IMRF Surplus (Deficit):</b>	<b>-106,948.00</b>	<b>-106,948.00</b>	<b>-24,193.98</b>	<b>71,336.63</b>	<b>-178,284.63</b>

All Funds Income Statement

For Fiscal: 2023-2024 Period Ending: 07/31/2023

SubAccount	Original Total Budget	Current Total Budget	MTD Activity	YTD Activity	Budget Remaining
<b>Fund: 04 - LIABILITY</b>					
<b>Center: 11 - ADMINISTRATION</b>					
<b>Revenue</b>					
410 - TAXES	137,547.00	137,547.00	1,101.40	74,019.27	63,527.73
440 - OPERATIONS INCOME	3,250.00	3,250.00	734.15	2,147.23	1,102.77
<b>Revenue Total:</b>	<b>140,797.00</b>	<b>140,797.00</b>	<b>1,835.55</b>	<b>76,166.50</b>	<b>64,630.50</b>
<b>Expense</b>					
510 - SALARIES & WAGES	43,778.00	43,778.00	0.00	0.00	43,778.00
520 - CONTRACTUAL SERVICES	9,000.00	9,000.00	170.00	1,140.00	7,860.00
530 - COMMODITES	1,000.00	1,000.00	0.00	0.00	1,000.00
540 - INSURANCE	172,695.00	172,695.00	27,851.66	27,851.66	144,843.34
<b>Expense Total:</b>	<b>226,473.00</b>	<b>226,473.00</b>	<b>28,021.66</b>	<b>28,991.66</b>	<b>197,481.34</b>
<b>Center: 11 - ADMINISTRATION Surplus (Deficit):</b>	<b>-85,676.00</b>	<b>-85,676.00</b>	<b>-26,186.11</b>	<b>47,174.84</b>	<b>-132,850.84</b>
<b>Fund: 04 - LIABILITY Surplus (Deficit):</b>	<b>-85,676.00</b>	<b>-85,676.00</b>	<b>-26,186.11</b>	<b>47,174.84</b>	<b>-132,850.84</b>
<b>Fund: 05 - BOND &amp; INTEREST</b>					
<b>Center: 11 - ADMINISTRATION</b>					
<b>Revenue</b>					
410 - TAXES	1,213,600.00	1,213,600.00	9,581.63	643,932.28	569,667.72
440 - OPERATIONS INCOME	1,352,746.00	1,352,746.00	1,872.50	5,645.41	1,347,100.59
<b>Revenue Total:</b>	<b>2,566,346.00</b>	<b>2,566,346.00</b>	<b>11,454.13</b>	<b>649,577.69</b>	<b>1,916,768.31</b>
<b>Expense</b>					
570 - OTHER EXPENSES	284,388.00	284,388.00	0.00	0.00	284,388.00
590 - BOND & DEBT SERVICES	2,278,858.00	2,278,858.00	0.00	132,881.67	2,145,976.33
<b>Expense Total:</b>	<b>2,563,246.00</b>	<b>2,563,246.00</b>	<b>0.00</b>	<b>132,881.67</b>	<b>2,430,364.33</b>
<b>Center: 11 - ADMINISTRATION Surplus (Deficit):</b>	<b>3,100.00</b>	<b>3,100.00</b>	<b>11,454.13</b>	<b>516,696.02</b>	<b>-513,596.02</b>
<b>Fund: 05 - BOND &amp; INTEREST Surplus (Deficit):</b>	<b>3,100.00</b>	<b>3,100.00</b>	<b>11,454.13</b>	<b>516,696.02</b>	<b>-513,596.02</b>
<b>Fund: 06 - AUDIT</b>					
<b>Center: 11 - ADMINISTRATION</b>					
<b>Revenue</b>					
410 - TAXES	24,750.00	24,750.00	197.40	13,266.80	11,483.20
440 - OPERATIONS INCOME	0.00	0.00	24.15	69.82	-69.82
<b>Revenue Total:</b>	<b>24,750.00</b>	<b>24,750.00</b>	<b>221.55</b>	<b>13,336.62</b>	<b>11,413.38</b>
<b>Expense</b>					
520 - CONTRACTUAL SERVICES	29,730.00	29,730.00	460.00	460.00	29,270.00
<b>Expense Total:</b>	<b>29,730.00</b>	<b>29,730.00</b>	<b>460.00</b>	<b>460.00</b>	<b>29,270.00</b>
<b>Center: 11 - ADMINISTRATION Surplus (Deficit):</b>	<b>-4,980.00</b>	<b>-4,980.00</b>	<b>-238.45</b>	<b>12,876.62</b>	<b>-17,856.62</b>
<b>Fund: 06 - AUDIT Surplus (Deficit):</b>	<b>-4,980.00</b>	<b>-4,980.00</b>	<b>-238.45</b>	<b>12,876.62</b>	<b>-17,856.62</b>
<b>Fund: 07 - SPECIAL RECREATION</b>					
<b>Center: 11 - ADMINISTRATION</b>					
<b>Revenue</b>					
410 - TAXES	688,982.00	688,982.00	5,539.41	372,276.16	316,705.84
440 - OPERATIONS INCOME	2,000.00	2,000.00	654.26	1,921.93	78.07
<b>Revenue Total:</b>	<b>690,982.00</b>	<b>690,982.00</b>	<b>6,193.67</b>	<b>374,198.09</b>	<b>316,783.91</b>
<b>Expense</b>					
510 - SALARIES & WAGES	170,000.00	170,000.00	38,180.50	75,677.29	94,322.71
570 - OTHER EXPENSES	596,000.00	596,000.00	0.00	295,718.00	300,282.00
<b>Expense Total:</b>	<b>766,000.00</b>	<b>766,000.00</b>	<b>38,180.50</b>	<b>371,395.29</b>	<b>394,604.71</b>
<b>Center: 11 - ADMINISTRATION Surplus (Deficit):</b>	<b>-75,018.00</b>	<b>-75,018.00</b>	<b>-31,986.83</b>	<b>2,802.80</b>	<b>-77,820.80</b>
<b>Fund: 07 - SPECIAL RECREATION Surplus (Deficit):</b>	<b>-75,018.00</b>	<b>-75,018.00</b>	<b>-31,986.83</b>	<b>2,802.80</b>	<b>-77,820.80</b>
<b>Fund: 08 - NATURAL HISTORY</b>					
<b>Center: 11 - ADMINISTRATION</b>					
<b>Revenue</b>					
410 - TAXES	312,562.00	312,562.00	2,502.84	168,202.83	144,359.17
430 - PROGRAM REVENUE	35,500.00	35,500.00	2,118.00	9,244.00	26,256.00

All Funds Income Statement

For Fiscal: 2023-2024 Period Ending: 07/31/2023

SubAccount	Original Total Budget	Current Total Budget	MTD Activity	YTD Activity	Budget Remaining
440 - OPERATIONS INCOME	5,000.00	5,000.00	500.61	1,513.47	3,486.53
490 - MERCHANDISE	4,800.00	4,800.00	0.00	0.00	4,800.00
<b>Revenue Total:</b>	<b>357,862.00</b>	<b>357,862.00</b>	<b>5,121.45</b>	<b>178,960.30</b>	<b>178,901.70</b>
<b>Expense</b>					
501 - PROGRAM SALARIES & WAGES	19,800.00	19,800.00	1,979.31	6,992.04	12,807.96
502 - PROGRAM CONTRACTUAL SERVICES	700.00	700.00	0.00	0.00	700.00
503 - PROGRAM COMMODITES	6,240.00	6,240.00	249.60	1,164.92	5,075.08
510 - SALARIES & WAGES	234,805.00	234,805.00	16,936.25	50,529.75	184,275.25
520 - CONTRACTUAL SERVICES	16,950.00	16,950.00	948.64	2,080.44	14,869.56
530 - COMMODITES	33,900.00	33,900.00	9,365.13	11,594.92	22,305.08
540 - INSURANCE	79,860.00	79,860.00	9,821.08	16,106.30	63,753.70
550 - UNCAPITALIZED IMPROVEMENTS	750.00	750.00	110.31	110.31	639.69
570 - OTHER EXPENSES	925.00	925.00	41.92	83.84	841.16
<b>Expense Total:</b>	<b>393,930.00</b>	<b>393,930.00</b>	<b>39,452.24</b>	<b>88,662.52</b>	<b>305,267.48</b>
<b>Center: 11 - ADMINISTRATION Surplus (Deficit):</b>	<b>-36,068.00</b>	<b>-36,068.00</b>	<b>-34,330.79</b>	<b>90,297.78</b>	<b>-126,365.78</b>
<b>Fund: 08 - NATURAL HISTORY Surplus (Deficit):</b>	<b>-36,068.00</b>	<b>-36,068.00</b>	<b>-34,330.79</b>	<b>90,297.78</b>	<b>-126,365.78</b>
<b>Fund: 11 - AQUATIC</b>					
<b>Center: 11 - ADMINISTRATION</b>					
<b>Revenue</b>					
420 - USER FEES	57,795.00	57,795.00	6,072.71	16,781.52	41,013.48
430 - PROGRAM REVENUE	36,905.00	36,905.00	17,758.46	36,562.00	343.00
440 - OPERATIONS INCOME	10,370.00	10,370.00	202.50	202.50	10,167.50
<b>Revenue Total:</b>	<b>105,070.00</b>	<b>105,070.00</b>	<b>24,033.67</b>	<b>53,546.02</b>	<b>51,523.98</b>
<b>Expense</b>					
501 - PROGRAM SALARIES & WAGES	29,068.00	29,068.00	9,994.24	12,050.34	17,017.66
502 - PROGRAM CONTRACTUAL SERVICES	7,075.00	7,075.00	2,173.00	2,173.00	4,902.00
503 - PROGRAM COMMODITES	6,862.00	6,862.00	-199.44	520.44	6,341.56
510 - SALARIES & WAGES	82,906.00	82,906.00	8,298.30	19,186.63	63,719.37
530 - COMMODITES	38,274.00	38,274.00	2,455.90	16,440.70	21,833.30
560 - MAINTENANCE & REPAIRS	1,000.00	1,000.00	0.00	0.00	1,000.00
570 - OTHER EXPENSES	9,940.00	9,940.00	0.00	0.00	9,940.00
<b>Expense Total:</b>	<b>175,125.00</b>	<b>175,125.00</b>	<b>22,722.00</b>	<b>50,371.11</b>	<b>124,753.89</b>
<b>Center: 11 - ADMINISTRATION Surplus (Deficit):</b>	<b>-70,055.00</b>	<b>-70,055.00</b>	<b>1,311.67</b>	<b>3,174.91</b>	<b>-73,229.91</b>
<b>Center: 21 - MAIN BEACH</b>					
<b>Revenue</b>					
420 - USER FEES	162,930.00	162,930.00	100,732.50	159,415.00	3,515.00
440 - OPERATIONS INCOME	0.00	0.00	0.00	3.00	-3.00
<b>Revenue Total:</b>	<b>162,930.00</b>	<b>162,930.00</b>	<b>100,732.50</b>	<b>159,418.00</b>	<b>3,512.00</b>
<b>Expense</b>					
510 - SALARIES & WAGES	199,512.50	199,512.50	72,990.54	131,921.47	67,591.03
520 - CONTRACTUAL SERVICES	4,025.00	4,025.00	1,109.92	1,536.35	2,488.65
530 - COMMODITES	4,225.00	4,225.00	19.97	3,311.17	913.83
570 - OTHER EXPENSES	4,075.00	4,075.00	1,633.26	2,169.53	1,905.47
<b>Expense Total:</b>	<b>211,837.50</b>	<b>211,837.50</b>	<b>75,753.69</b>	<b>138,938.52</b>	<b>72,898.98</b>
<b>Center: 21 - MAIN BEACH Surplus (Deficit):</b>	<b>-48,907.50</b>	<b>-48,907.50</b>	<b>24,978.81</b>	<b>20,479.48</b>	<b>-69,386.98</b>
<b>Center: 22 - WEST BEACH</b>					
<b>Revenue</b>					
420 - USER FEES	5,950.00	5,950.00	3,951.00	6,916.50	-966.50
<b>Revenue Total:</b>	<b>5,950.00</b>	<b>5,950.00</b>	<b>3,951.00</b>	<b>6,916.50</b>	<b>-966.50</b>
<b>Expense</b>					
510 - SALARIES & WAGES	27,750.00	27,750.00	11,680.02	17,743.52	10,006.48
520 - CONTRACTUAL SERVICES	1,325.00	1,325.00	59.62	112.62	1,212.38
530 - COMMODITES	1,680.00	1,680.00	0.00	0.00	1,680.00

All Funds Income Statement

For Fiscal: 2023-2024 Period Ending: 07/31/2023

SubAccount	Original Total Budget	Current Total Budget	MTD Activity	YTD Activity	Budget Remaining
570 - OTHER EXPENSES	50.00	50.00	0.00	8.00	42.00
<b>Expense Total:</b>	<b>30,805.00</b>	<b>30,805.00</b>	<b>11,739.64</b>	<b>17,864.14</b>	<b>12,940.86</b>
<b>Center: 22 - WEST BEACH Surplus (Deficit):</b>	<b>-24,855.00</b>	<b>-24,855.00</b>	<b>-7,788.64</b>	<b>-10,947.64</b>	<b>-13,907.36</b>
<b>Fund: 11 - AQUATIC Surplus (Deficit):</b>	<b>-143,817.50</b>	<b>-143,817.50</b>	<b>18,501.84</b>	<b>12,706.75</b>	<b>-156,524.25</b>
<b>Fund: 12 - FOOD SERVICE</b>					
<b>Center: 11 - ADMINISTRATION</b>					
<b>Revenue</b>					
440 - OPERATIONS INCOME	4,750.00	4,750.00	585.25	2,497.39	2,252.61
490 - MERCHANDISE	164,025.00	164,025.00	50,318.00	122,790.50	41,234.50
<b>Revenue Total:</b>	<b>168,775.00</b>	<b>168,775.00</b>	<b>50,903.25</b>	<b>125,287.89</b>	<b>43,487.11</b>
<b>Expense</b>					
510 - SALARIES & WAGES	44,116.00	44,116.00	14,422.78	29,809.63	14,306.37
520 - CONTRACTUAL SERVICES	4,050.00	4,050.00	1,165.89	2,212.19	1,837.81
530 - COMMODITIES	94,345.00	94,345.00	28,133.26	64,735.44	29,609.56
570 - OTHER EXPENSES	2,550.00	2,550.00	200.94	176.66	2,373.34
<b>Expense Total:</b>	<b>145,061.00</b>	<b>145,061.00</b>	<b>43,922.87</b>	<b>96,933.92</b>	<b>48,127.08</b>
<b>Center: 11 - ADMINISTRATION Surplus (Deficit):</b>	<b>23,714.00</b>	<b>23,714.00</b>	<b>6,980.38</b>	<b>28,353.97</b>	<b>-4,639.97</b>
<b>Fund: 12 - FOOD SERVICE Surplus (Deficit):</b>	<b>23,714.00</b>	<b>23,714.00</b>	<b>6,980.38</b>	<b>28,353.97</b>	<b>-4,639.97</b>
<b>Fund: 15 - CAPITAL EQUIPMENT REPLACEMENT FUND</b>					
<b>Center: 11 - ADMINISTRATION</b>					
<b>Revenue</b>					
440 - OPERATIONS INCOME	300.00	300.00	703.72	2,053.68	-1,753.68
<b>Revenue Total:</b>	<b>300.00</b>	<b>300.00</b>	<b>703.72</b>	<b>2,053.68</b>	<b>-1,753.68</b>
<b>Expense</b>					
570 - OTHER EXPENSES	156,000.00	156,000.00	0.00	141,067.82	14,932.18
<b>Expense Total:</b>	<b>156,000.00</b>	<b>156,000.00</b>	<b>0.00</b>	<b>141,067.82</b>	<b>14,932.18</b>
<b>Center: 11 - ADMINISTRATION Surplus (Deficit):</b>	<b>-155,700.00</b>	<b>-155,700.00</b>	<b>703.72</b>	<b>-139,014.14</b>	<b>-16,685.86</b>
<b>Fund: 15 - CAPITAL EQUIPMENT REPLACEMENT FUND Surplus (Deficit):</b>	<b>-155,700.00</b>	<b>-155,700.00</b>	<b>703.72</b>	<b>-139,014.14</b>	<b>-16,685.86</b>
<b>Fund: 16 - CAPITAL PROJECTS</b>					
<b>Center: 11 - ADMINISTRATION</b>					
<b>Revenue</b>					
440 - OPERATIONS INCOME	3,300,969.00	3,300,969.00	18,303.59	55,041.88	3,245,927.12
<b>Revenue Total:</b>	<b>3,300,969.00</b>	<b>3,300,969.00</b>	<b>18,303.59</b>	<b>55,041.88</b>	<b>3,245,927.12</b>
<b>Expense</b>					
520 - CONTRACTUAL SERVICES	928,000.00	928,000.00	13,500.00	16,860.00	911,140.00
570 - OTHER EXPENSES	5,063,600.00	5,063,600.00	309,112.53	568,524.72	4,495,075.28
<b>Expense Total:</b>	<b>5,991,600.00</b>	<b>5,991,600.00</b>	<b>322,612.53</b>	<b>585,384.72</b>	<b>5,406,215.28</b>
<b>Center: 11 - ADMINISTRATION Surplus (Deficit):</b>	<b>-2,690,631.00</b>	<b>-2,690,631.00</b>	<b>-304,308.94</b>	<b>-530,342.84</b>	<b>-2,160,288.16</b>
<b>Fund: 16 - CAPITAL PROJECTS Surplus (Deficit):</b>	<b>-2,690,631.00</b>	<b>-2,690,631.00</b>	<b>-304,308.94</b>	<b>-530,342.84</b>	<b>-2,160,288.16</b>
<b>Fund: 19 - DRIVING RANGE</b>					
<b>Center: 11 - ADMINISTRATION</b>					
<b>Revenue</b>					
440 - OPERATIONS INCOME	185,978.00	185,978.00	61,381.38	158,364.21	27,613.79
490 - MERCHANDISE	7,135.00	7,135.00	2,505.90	6,527.18	607.82
<b>Revenue Total:</b>	<b>193,113.00</b>	<b>193,113.00</b>	<b>63,887.28</b>	<b>164,891.39</b>	<b>28,221.61</b>
<b>Expense</b>					
510 - SALARIES & WAGES	43,844.00	43,844.00	9,966.52	24,549.77	19,294.23
520 - CONTRACTUAL SERVICES	22,145.00	22,145.00	2,879.24	4,930.31	17,214.69
530 - COMMODITIES	15,805.00	15,805.00	3,738.94	9,212.45	6,592.55
550 - UNCAPITALIZED IMPROVEMENTS	99,500.00	99,500.00	405.00	699.99	98,800.01
560 - MAINTENANCE & REPAIRS	8,250.00	8,250.00	1,941.82	2,685.86	5,564.14
570 - OTHER EXPENSES	34,285.00	34,285.00	621.00	20,455.80	13,829.20

All Funds Income Statement

For Fiscal: 2023-2024 Period Ending: 07/31/2023

SubAccount	Original Total Budget	Current Total Budget	MTD Activity	YTD Activity	Budget Remaining
<b>Expense Total:</b>	<b>223,829.00</b>	<b>223,829.00</b>	<b>19,552.52</b>	<b>62,534.18</b>	<b>161,294.82</b>
<b>Center: 11 - ADMINISTRATION Surplus (Deficit):</b>	<b>-30,716.00</b>	<b>-30,716.00</b>	<b>44,334.76</b>	<b>102,357.21</b>	<b>-133,073.21</b>
<b>Fund: 19 - DRIVING RANGE Surplus (Deficit):</b>	<b>-30,716.00</b>	<b>-30,716.00</b>	<b>44,334.76</b>	<b>102,357.21</b>	<b>-133,073.21</b>
<b>Fund: 20 - RACKET CLUB</b>					
<b>Center: 11 - ADMINISTRATION</b>					
<b>Revenue</b>					
430 - PROGRAM REVENUE	31,075.00	31,075.00	16,180.64	29,831.08	1,243.92
440 - OPERATIONS INCOME	1,232,495.50	1,232,495.50	75,091.65	245,457.34	987,038.16
480 - PRO SHOP	63,148.00	63,148.00	10,259.04	18,682.36	44,465.64
490 - MERCHANDISE	11,750.00	11,750.00	201.46	657.68	11,092.32
<b>Revenue Total:</b>	<b>1,338,468.50</b>	<b>1,338,468.50</b>	<b>101,732.79</b>	<b>294,628.46</b>	<b>1,043,840.04</b>
<b>Expense</b>					
501 - PROGRAM SALARIES & WAGES	9,675.00	9,675.00	3,981.44	6,309.20	3,365.80
503 - PROGRAM COMMODITES	300.00	300.00	109.96	229.90	70.10
510 - SALARIES & WAGES	804,360.00	804,360.00	59,867.06	185,637.89	618,722.11
520 - CONTRACTUAL SERVICES	143,847.00	143,847.00	7,075.97	23,393.17	120,453.83
530 - COMMODITES	41,107.00	41,107.00	4,605.98	9,272.00	31,835.00
540 - INSURANCE	108,900.00	108,900.00	19,841.74	30,354.66	78,545.34
550 - UNCAPITALIZED IMPROVEMENTS	1,000.00	1,000.00	0.00	11.22	988.78
560 - MAINTENANCE & REPAIRS	43,325.00	43,325.00	12,114.72	14,232.03	29,092.97
570 - OTHER EXPENSES	204,175.00	204,175.00	111.64	365.98	203,809.02
580 - PRO SHOP	38,232.50	38,232.50	4,601.42	10,315.84	27,916.66
<b>Expense Total:</b>	<b>1,394,921.50</b>	<b>1,394,921.50</b>	<b>112,309.93</b>	<b>280,121.89</b>	<b>1,114,799.61</b>
<b>Center: 11 - ADMINISTRATION Surplus (Deficit):</b>	<b>-56,453.00</b>	<b>-56,453.00</b>	<b>-10,577.14</b>	<b>14,506.57</b>	<b>-70,959.57</b>
<b>Center: 14 - POLICE</b>					
<b>Expense</b>					
510 - SALARIES & WAGES	29,407.00	29,407.00	1,561.59	4,710.97	24,696.03
<b>Expense Total:</b>	<b>29,407.00</b>	<b>29,407.00</b>	<b>1,561.59</b>	<b>4,710.97</b>	<b>24,696.03</b>
<b>Center: 14 - POLICE Total:</b>	<b>29,407.00</b>	<b>29,407.00</b>	<b>1,561.59</b>	<b>4,710.97</b>	<b>24,696.03</b>
<b>Fund: 20 - RACKET CLUB Surplus (Deficit):</b>	<b>-85,860.00</b>	<b>-85,860.00</b>	<b>-12,138.73</b>	<b>9,795.60</b>	<b>-95,655.60</b>
<b>Total Surplus (Deficit):</b>	<b>-6,977,426.00</b>	<b>-6,977,426.00</b>	<b>-620,818.80</b>	<b>2,287,528.92</b>	

**Fund Summary**

Fund	Original Total Budget	Current Total Budget	MTD Activity	YTD Activity	Budget Remaining
01 - CORPORATE	-2,416,089.50	-2,416,089.50	-222,323.01	1,280,490.12	-3,696,579.62
02 - RECREATION	-1,172,736.00	-1,172,736.00	-47,086.79	781,997.56	-1,954,733.56
03 - IMRF	-106,948.00	-106,948.00	-24,193.98	71,336.63	-178,284.63
04 - LIABILITY	-85,676.00	-85,676.00	-26,186.11	47,174.84	-132,850.84
05 - BOND & INTEREST	3,100.00	3,100.00	11,454.13	516,696.02	-513,596.02
06 - AUDIT	-4,980.00	-4,980.00	-238.45	12,876.62	-17,856.62
07 - SPECIAL RECREATION	-75,018.00	-75,018.00	-31,986.83	2,802.80	-77,820.80
08 - NATURAL HISTORY	-36,068.00	-36,068.00	-34,330.79	90,297.78	-126,365.78
11 - AQUATIC	-143,817.50	-143,817.50	18,501.84	12,706.75	-156,524.25
12 - FOOD SERVICE	23,714.00	23,714.00	6,980.38	28,353.97	-4,639.97
15 - CAPITAL EQUIPMENT RE...	-155,700.00	-155,700.00	703.72	-139,014.14	-16,685.86
16 - CAPITAL PROJECTS	-2,690,631.00	-2,690,631.00	-304,308.94	-530,342.84	-2,160,288.16
19 - DRIVING RANGE	-30,716.00	-30,716.00	44,334.76	102,357.21	-133,073.21
20 - RACKET CLUB	-85,860.00	-85,860.00	-12,138.73	9,795.60	-95,655.60
<b>Total Surplus (Deficit):</b>	<b>-6,977,426.00</b>	<b>-6,977,426.00</b>	<b>-620,818.80</b>	<b>2,287,528.92</b>	



Crystal Lake Park District, IL

# Recreation Programs Income Statement

## Account Summary

For Fiscal: 2023-2024 Period Ending: 07/31/2023

		Original Total Budget	Current Total Budget	MTD Activity	YTD Activity	Budget Remaining
<b>Fund: 02 - RECREATION</b>						
<b>Center: 62 - ADULT RECREATION</b>						
<b>Revenue</b>						
<a href="#">02-62-00-430207</a>	CONTRACTUAL DANCE CLASSES	2,880.00	2,880.00	307.66	1,111.00	1,769.00
<a href="#">02-62-00-430209</a>	ADULT FITNESS	61,500.00	61,500.00	4,744.80	13,343.71	48,156.29
<a href="#">02-62-00-430328</a>	SENIOR FITNESS	7,912.50	7,912.50	1,371.13	3,840.66	4,071.84
<a href="#">02-62-20-430365</a>	SNOWBIRD/KISS-IT TOURNS	3,840.00	3,840.00	0.00	0.00	3,840.00
<a href="#">02-62-20-430430</a>	ADULT VOLLEYBALL	14,925.00	14,925.00	0.00	0.00	14,925.00
	<b>Revenue Total:</b>	<b>91,057.50</b>	<b>91,057.50</b>	<b>6,423.59</b>	<b>18,295.37</b>	<b>72,762.13</b>
<b>Expense</b>						
<a href="#">02-62-00-501209</a>	ADULT FITNESS SALARIES & WAGES	42,608.00	42,608.00	2,198.92	7,524.01	35,083.99
<a href="#">02-62-00-501328</a>	SENIOR FITNESS SALARIES & WAGES	6,232.00	6,232.00	560.25	1,707.75	4,524.25
<a href="#">02-62-00-502207</a>	CONTRACTUAL DANCE CLASSES CONTRACT...	2,016.00	2,016.00	604.80	604.80	1,411.20
<a href="#">02-62-00-503209</a>	ADULT FITNESS COMMODITIES	2,350.00	2,350.00	752.34	1,176.81	1,173.19
<a href="#">02-62-00-503328</a>	SENIOR FITNESS COMMODITIES	100.00	100.00	0.00	0.00	100.00
<a href="#">02-62-20-501365</a>	SNOWBIRD/KISS-IT TOURNS SALARIES & W...	909.00	909.00	0.00	0.00	909.00
<a href="#">02-62-20-501430</a>	ADULT VOLLEYBALL SALARIES & WAGES	6,488.00	6,488.00	0.00	0.00	6,488.00
<a href="#">02-62-20-502365</a>	SNOWBIRD/KISS-IT TOURNS CONTRACTUAL...	80.00	80.00	0.00	0.00	80.00
<a href="#">02-62-20-502430</a>	ADULT VOLLEYBALL CONTRACTUAL SVCS	448.00	448.00	0.00	0.00	448.00
<a href="#">02-62-20-503365</a>	SNOWBIRD/KISS-IT TOURNS COMMODITIES	1,300.00	1,300.00	0.00	0.00	1,300.00
<a href="#">02-62-20-503430</a>	ADULT VOLLEYBALL COMMODITIES	1,890.00	1,890.00	0.00	62.91	1,827.09
	<b>Expense Total:</b>	<b>64,421.00</b>	<b>64,421.00</b>	<b>4,116.31</b>	<b>11,076.28</b>	<b>53,344.72</b>
	<b>Center: 62 - ADULT RECREATION Surplus (Deficit):</b>	<b>26,636.50</b>	<b>26,636.50</b>	<b>2,307.28</b>	<b>7,219.09</b>	<b>19,417.41</b>
<b>Center: 63 - YOUTH RECREATION</b>						
<b>Revenue</b>						
<a href="#">02-63-00-430068</a>	BABYSITTING TRAINING	4,250.00	4,250.00	1,189.00	1,189.00	3,061.00
<a href="#">02-63-00-430133</a>	EDUCATION/PRE-SCHOOL	191,788.00	191,788.00	2,667.94	24,087.92	167,700.08
<a href="#">02-63-00-430186</a>	CAMP/YOUNG EXPLORERS	511,375.00	511,375.00	236,763.09	480,555.06	30,819.94
<a href="#">02-63-00-430187</a>	E.T. CAMP	97,254.00	97,254.00	39,079.04	71,742.34	25,511.66
<a href="#">02-63-00-430188</a>	JR HIGH & TEEN CAMPS	135,410.00	135,410.00	66,448.66	137,080.16	-1,670.16
<a href="#">02-63-00-430214</a>	KID ROCK	10,431.00	10,431.00	867.00	3,686.00	6,745.00
<a href="#">02-63-00-430217</a>	KIDS FITNESS CLASSES	2,016.00	2,016.00	0.00	0.00	2,016.00
<a href="#">02-63-00-430220</a>	EXTENDED TIME	1,239,218.00	1,239,218.00	1,560.00	38,188.17	1,201,029.83
<a href="#">02-63-00-430245</a>	GYMNASTICS	38,644.00	38,644.00	6,633.34	14,060.04	24,583.96
<a href="#">02-63-00-430276</a>	JR. LEADERS	17,145.00	17,145.00	8,021.58	17,023.95	121.05
<a href="#">02-63-00-430287</a>	YOUTH SPECIALTY CLASSES	12,050.00	12,050.00	6,103.40	11,530.40	519.60
<a href="#">02-63-00-430329</a>	LITTLE CHEFS/TOT COOKING	9,680.00	9,680.00	299.63	1,051.97	8,628.03
<a href="#">02-63-20-430055</a>	BOYS ASBB	28,500.00	28,500.00	0.00	0.00	28,500.00
<a href="#">02-63-20-430056</a>	GIRLS ASBB	18,000.00	18,000.00	0.00	0.00	18,000.00
<a href="#">02-63-20-430094</a>	YOUTH ATHLETICS	114,375.00	114,375.00	17,570.39	55,285.81	59,089.19
<a href="#">02-63-20-430108</a>	VOLLEYBALL	15,642.00	15,642.00	2,415.00	8,328.00	7,314.00
<a href="#">02-63-20-430420</a>	SKYHAWKS CAMPS	12,502.00	12,502.00	9,247.00	13,706.00	-1,204.00
	<b>Revenue Total:</b>	<b>2,458,280.00</b>	<b>2,458,280.00</b>	<b>398,865.07</b>	<b>877,514.82</b>	<b>1,580,765.18</b>
<b>Expense</b>						
<a href="#">02-63-00-501068</a>	BABYSITTING TRAINING SALARIES & WAGES	474.00	474.00	0.00	0.00	474.00
<a href="#">02-63-00-501133</a>	EDUCATION/PRE-SCHOOL SALARIES & WA...	136,052.00	136,052.00	3,196.32	18,979.23	117,072.77
<a href="#">02-63-00-501186</a>	CAMP/YOUNG EXPLORERS SALARIES & WA...	288,943.00	288,943.00	119,455.12	223,387.99	65,555.01
<a href="#">02-63-00-501187</a>	E.T. CAMP SALARIES & WAGES	50,069.00	50,069.00	18,010.18	33,403.66	16,665.34
<a href="#">02-63-00-501188</a>	JR HIGH & TEEN CAMPS SALARIES & WAGES	72,538.00	72,538.00	27,413.42	50,561.44	21,976.56
<a href="#">02-63-00-501217</a>	KIDS FITNESS CLASSES SALARIES & WAGES	1,728.00	1,728.00	177.52	230.77	1,497.23
<a href="#">02-63-00-501220</a>	EXTENDED TIME SALARIES & WAGES	581,536.00	581,536.00	10,633.42	87,549.41	493,986.59
<a href="#">02-63-00-501287</a>	YOUTH SPECIALTY CLASSES SALARIES & W...	360.00	360.00	0.00	0.00	360.00



Recreation Programs Income Statement

For Fiscal: 2023-2024 Period Ending: 07/31/2023

		Original Total Budget	Current Total Budget	MTD Activity	YTD Activity	Budget Remaining
<a href="#">02-63-00-502133</a>	EDUCATION/PRE-SCHOOL CONTRACTUAL S...	12,610.00	12,610.00	875.69	2,969.19	9,640.81
<a href="#">02-63-00-502186</a>	CAMP/YOUNG EXPLORERS CONTRACTUAL ...	49,807.00	49,807.00	25,413.78	29,202.76	20,604.24
<a href="#">02-63-00-502187</a>	E.T. CAMP CONTRACTUAL SVCS	12,400.00	12,400.00	4,713.43	4,723.23	7,676.77
<a href="#">02-63-00-502188</a>	JR HIGH & TEEN CAMPS CONTRACTUAL SV...	20,430.00	20,430.00	10,298.87	15,504.70	4,925.30
<a href="#">02-63-00-502214</a>	KID ROCK CONTRACTUAL SVCS	7,302.00	7,302.00	0.00	2,890.00	4,412.00
<a href="#">02-63-00-502220</a>	EXTENDED TIME CONTRACTUAL SVCS	263,553.00	263,553.00	18,978.66	39,596.19	223,956.81
<a href="#">02-63-00-502245</a>	GYMNASTICS CONTRACTUAL SVCS	24,532.00	24,532.00	0.00	0.00	24,532.00
<a href="#">02-63-00-502276</a>	JR. LEADERS CONTRACTUAL SVCS	10,725.00	10,725.00	2,700.00	2,700.00	8,025.00
<a href="#">02-63-00-502287</a>	YOUTH SPECIALTY CLASSES CONTRACTUAL ...	8,200.00	8,200.00	3,268.20	6,577.20	1,622.80
<a href="#">02-63-00-502329</a>	LITTLE CHEFS/TOT COOKING CONTRACTUAL...	6,760.00	6,760.00	0.00	0.00	6,760.00
<a href="#">02-63-00-503068</a>	BABYSITTING TRAINING COMMODITIES	1,650.00	1,650.00	0.00	0.00	1,650.00
<a href="#">02-63-00-503133</a>	EDUCATION/PRE-SCHOOL COMMODITIES	5,571.00	5,571.00	377.67	2,996.07	2,574.93
<a href="#">02-63-00-503186</a>	CAMP/YOUNG EXPLORERS COMMODITIES	13,875.00	13,875.00	3,499.43	14,889.65	-1,014.65
<a href="#">02-63-00-503187</a>	E.T. CAMP COMMODITIES	3,064.00	3,064.00	1,033.75	2,779.06	284.94
<a href="#">02-63-00-503188</a>	JR HIGH & TEEN CAMPS COMMODITIES	4,398.00	4,398.00	1,000.56	4,082.21	315.79
<a href="#">02-63-00-503220</a>	EXTENDED TIME COMMODITIES	45,035.00	45,035.00	713.62	4,519.33	40,515.67
<a href="#">02-63-00-503276</a>	JR. LEADERS COMMODITIES	563.00	563.00	0.00	245.00	318.00
<a href="#">02-63-00-503287</a>	YOUTH SPECIALTY CLASSES COMMODITIES	100.00	100.00	0.00	0.00	100.00
<a href="#">02-63-20-501055</a>	BOYS ASBB SALARIES & WAGES	10,740.00	10,740.00	0.00	0.00	10,740.00
<a href="#">02-63-20-501056</a>	GIRLS ASBB SALARIES & WAGES	6,822.00	6,822.00	0.00	0.00	6,822.00
<a href="#">02-63-20-502055</a>	BOYS ASBB CONTRACTUAL SVCS	3,990.00	3,990.00	0.00	0.00	3,990.00
<a href="#">02-63-20-502056</a>	GIRLS ASBB CONTRACTUAL SVCS	3,598.00	3,598.00	0.00	0.00	3,598.00
<a href="#">02-63-20-502094</a>	YOUTH ATHLETICS CONTRACTUAL SVCS	80,062.50	80,062.50	0.00	12,483.45	67,579.05
<a href="#">02-63-20-502108</a>	VOLLEYBALL CONTRACTUAL SVCS	10,949.00	10,949.00	2,772.00	3,950.10	6,998.90
<a href="#">02-63-20-502420</a>	SKYHAWKS CAMPS CONTRACTUAL SVCS	8,751.00	8,751.00	2,841.30	2,841.30	5,909.70
<a href="#">02-63-20-503055</a>	BOYS ASBB COMMODITIES	4,695.00	4,695.00	0.00	0.00	4,695.00
<a href="#">02-63-20-503056</a>	GIRLS ASBB COMMODITIES	2,055.00	2,055.00	0.00	0.00	2,055.00
	<b>Expense Total:</b>	<b>1,753,937.50</b>	<b>1,753,937.50</b>	<b>257,372.94</b>	<b>567,061.94</b>	<b>1,186,875.56</b>
	<b>Center: 63 - YOUTH RECREATION Surplus (Deficit):</b>	<b>704,342.50</b>	<b>704,342.50</b>	<b>141,492.13</b>	<b>310,452.88</b>	<b>393,889.62</b>

Center: 64 - PROGRAMS FOR ALL AGES

Revenue

<a href="#">02-64-00-430205</a>	ADULT/YOUTH DANCE	92,689.00	92,689.00	13,147.95	31,297.38	61,391.62
<a href="#">02-64-00-430265</a>	GARDEN PLOTS	3,720.00	3,720.00	408.89	1,224.62	2,495.38
<a href="#">02-64-00-430270</a>	WAGON RIDES	5,650.00	5,650.00	0.00	0.00	5,650.00
<a href="#">02-64-00-430282</a>	SHOTOKAN	22,550.00	22,550.00	1,529.66	5,550.30	16,999.70
<a href="#">02-64-00-430283</a>	HAPKIDO	7,450.00	7,450.00	664.95	1,709.89	5,740.11
<a href="#">02-64-00-430284</a>	ART CLASSES	9,165.00	9,165.00	3,226.00	6,226.00	2,939.00
<a href="#">02-64-00-430383</a>	THEATER/VOICE	53,750.00	53,750.00	-561.72	3,232.84	50,517.16
	<b>Revenue Total:</b>	<b>194,974.00</b>	<b>194,974.00</b>	<b>18,415.73</b>	<b>49,241.03</b>	<b>145,732.97</b>

Expense

<a href="#">02-64-00-501205</a>	ADULT/YOUTH DANCE SALARIES & WAGES	35,034.00	35,034.00	2,229.50	5,564.54	29,469.46
<a href="#">02-64-00-501270</a>	WAGON RIDES SALARIES & WAGES	2,450.00	2,450.00	0.00	0.00	2,450.00
<a href="#">02-64-00-501283</a>	HAPKIDO SALARIES & WAGES	4,966.00	4,966.00	185.25	770.25	4,195.75
<a href="#">02-64-00-501383</a>	THEATER/VOICE SALARIES & WAGES	15,508.00	15,508.00	1,276.54	4,181.99	11,326.01
<a href="#">02-64-00-502205</a>	ADULT/YOUTH DANCE CONTRACTUAL SVCS	1,080.00	1,080.00	0.00	0.00	1,080.00
<a href="#">02-64-00-502282</a>	SHOTOKAN CONTRACTUAL SVCS	15,785.00	15,785.00	0.00	3,603.60	12,181.40
<a href="#">02-64-00-502284</a>	ART CLASSES CONTRACTUAL SVCS	6,414.50	6,414.50	2,116.00	2,116.00	4,298.50
<a href="#">02-64-00-503205</a>	ADULT/YOUTH DANCE COMMODITIES	14,490.00	14,490.00	2,123.93	4,054.40	10,435.60
<a href="#">02-64-00-503265</a>	GARDEN PLOTS COMMODITIES	1,500.00	1,500.00	0.00	0.00	1,500.00
<a href="#">02-64-00-503270</a>	WAGON RIDES COMMODITIES	400.00	400.00	0.00	0.00	400.00
<a href="#">02-64-00-503283</a>	HAPKIDO COMMODITIES	1,500.00	1,500.00	41.97	52.96	1,447.04
<a href="#">02-64-00-503383</a>	THEATER/VOICE COMMODITIES	15,410.00	15,410.00	1,743.86	2,018.46	13,391.54
	<b>Expense Total:</b>	<b>114,537.50</b>	<b>114,537.50</b>	<b>9,717.05</b>	<b>22,362.20</b>	<b>92,175.30</b>
	<b>Center: 64 - PROGRAMS FOR ALL AGES Surplus (Deficit):</b>	<b>80,436.50</b>	<b>80,436.50</b>	<b>8,698.68</b>	<b>26,878.83</b>	<b>53,557.67</b>

Center: 65 - SENIOR CITIZENS

Revenue

<a href="#">02-65-00-430466</a>	SENIOR TRIPS	22,820.00	22,820.00	2,915.00	9,124.56	13,695.44
---------------------------------	--------------	-----------	-----------	----------	----------	-----------

Recreation Programs Income Statement

For Fiscal: 2023-2024 Period Ending: 07/31/2023

		Original Total Budget	Current Total Budget	MTD Activity	YTD Activity	Budget Remaining
<a href="#">02-65-00-430469</a>	MISC. SENIOR PROGRAMS	10,920.00	10,920.00	1,458.78	2,761.44	8,158.56
	<b>Revenue Total:</b>	<b>33,740.00</b>	<b>33,740.00</b>	<b>4,373.78</b>	<b>11,886.00</b>	<b>21,854.00</b>
	<b>Expense</b>					
<a href="#">02-65-00-501466</a>	SENIOR TRIPS SALARIES & WAGES	576.00	576.00	180.00	537.50	38.50
<a href="#">02-65-00-501469</a>	MISC. SENIOR PROGRAMS SALARIES & WA...	21,213.00	21,213.00	1,492.13	4,327.88	16,885.12
<a href="#">02-65-00-502466</a>	SENIOR TRIPS CONTRACTUAL SVCS	16,380.00	16,380.00	2,368.35	7,791.04	8,588.96
<a href="#">02-65-00-502469</a>	MISC. SENIOR PROGRAMS CONTRACTUAL ...	2,650.00	2,650.00	0.00	0.00	2,650.00
<a href="#">02-65-00-503466</a>	SENIOR TRIPS COMMODITIES	150.00	150.00	102.41	104.39	45.61
<a href="#">02-65-00-503469</a>	MISC. SENIOR PROGRAMS COMMODITIES	3,595.00	3,595.00	144.60	205.85	3,389.15
	<b>Expense Total:</b>	<b>44,564.00</b>	<b>44,564.00</b>	<b>4,287.49</b>	<b>12,966.66</b>	<b>31,597.34</b>
	<b>Center: 65 - SENIOR CITIZENS Surplus (Deficit):</b>	<b>-10,824.00</b>	<b>-10,824.00</b>	<b>86.29</b>	<b>-1,080.66</b>	<b>-9,743.34</b>
	<b>Center: 66 - SPECIAL EVENTS</b>					
	<b>Revenue</b>					
<a href="#">02-66-00-430121</a>	SON DATE NIGHT	2,750.00	2,750.00	0.00	0.00	2,750.00
<a href="#">02-66-00-430122</a>	DAUGHTER DATE NIGHT	5,500.00	5,500.00	0.00	0.00	5,500.00
<a href="#">02-66-00-430128</a>	SEASONAL SPECIAL EVENTS	28,850.00	28,850.00	1,632.49	2,272.49	26,577.51
<a href="#">02-66-00-430129</a>	SUMMER MOVIES IN THE PARK	0.00	0.00	125.00	1,500.00	-1,500.00
<a href="#">02-66-00-430235</a>	CHILI OPEN	3,750.00	3,750.00	0.00	0.00	3,750.00
<a href="#">02-66-00-430370</a>	SUMMER CONCERT SERIES	5,000.00	5,000.00	1,365.66	3,758.55	1,241.45
	<b>Revenue Total:</b>	<b>45,850.00</b>	<b>45,850.00</b>	<b>3,123.15</b>	<b>7,531.04</b>	<b>38,318.96</b>
	<b>Expense</b>					
<a href="#">02-66-00-501121</a>	SON DATE NIGHT SALARIES & WAGES	180.00	180.00	0.00	202.50	-22.50
<a href="#">02-66-00-501122</a>	DAUGHTER DATE NIGHT SALARIES & WAGES	360.00	360.00	0.00	0.00	360.00
<a href="#">02-66-00-501128</a>	SEASONAL SPECIAL EVENTS SALARIES & W...	2,115.00	2,115.00	0.00	30.00	2,085.00
<a href="#">02-66-00-501235</a>	CHILI OPEN SALARIES & WAGES	104.00	104.00	0.00	0.00	104.00
<a href="#">02-66-00-502128</a>	SEASONAL SPECIAL EVENTS CONTRACTUAL ...	1,000.00	1,000.00	152.63	152.63	847.37
<a href="#">02-66-00-502179</a>	BEACH SPECIAL EVENTS CONTRACTUAL SVCS	3,500.00	3,500.00	0.00	0.00	3,500.00
<a href="#">02-66-00-502370</a>	SUMMER CONCERT SERIES CONTRACTUAL ...	9,200.00	9,200.00	2,950.00	5,850.00	3,350.00
<a href="#">02-66-00-503121</a>	SON DATE NIGHT COMMODITIES	1,750.00	1,750.00	0.00	58.00	1,692.00
<a href="#">02-66-00-503122</a>	DAUGHTER DATE NIGHT COMMODITIES	3,060.00	3,060.00	0.00	0.00	3,060.00
<a href="#">02-66-00-503128</a>	SEASONAL SPECIAL EVENTS COMMODITIES	32,050.00	32,050.00	5,663.51	14,836.21	17,213.79
<a href="#">02-66-00-503179</a>	BEACH SPECIAL EVENTS COMMODITIES	2,500.00	2,500.00	0.00	0.00	2,500.00
<a href="#">02-66-00-503235</a>	CHILI OPEN COMMODITIES	3,570.00	3,570.00	0.00	0.00	3,570.00
<a href="#">02-66-00-503370</a>	SUMMER CONCERT SERIES COMMODITIES	1,000.00	1,000.00	0.00	218.14	781.86
	<b>Expense Total:</b>	<b>60,389.00</b>	<b>60,389.00</b>	<b>8,766.14</b>	<b>21,347.48</b>	<b>39,041.52</b>
	<b>Center: 66 - SPECIAL EVENTS Surplus (Deficit):</b>	<b>-14,539.00</b>	<b>-14,539.00</b>	<b>-5,642.99</b>	<b>-13,816.44</b>	<b>-722.56</b>
	<b>Center: 68 - LIPPOLD PARK COMPLEX</b>					
	<b>Revenue</b>					
<a href="#">02-68-00-430356</a>	SPRING SOFTBALL	27,350.00	27,350.00	-25.00	19,565.31	7,784.69
<a href="#">02-68-00-430357</a>	SUMMER SOFTBALL	70,890.00	70,890.00	24,939.78	44,985.66	25,904.34
<a href="#">02-68-00-430363</a>	SOFTBALL/FALL LEAGUE	35,665.00	35,665.00	0.00	0.00	35,665.00
<a href="#">02-68-00-430400</a>	DOG PARK	15,980.00	15,980.00	586.25	2,457.30	13,522.70
	<b>Revenue Total:</b>	<b>149,885.00</b>	<b>149,885.00</b>	<b>25,501.03</b>	<b>67,008.27</b>	<b>82,876.73</b>
	<b>Expense</b>					
<a href="#">02-68-00-501356</a>	SPRING SOFTBALL SALARIES & WAGES	10,466.00	10,466.00	0.00	10,571.96	-105.96
<a href="#">02-68-00-501357</a>	SUMMER SOFTBALL SALARIES & WAGES	26,458.00	26,458.00	8,115.79	12,233.06	14,224.94
<a href="#">02-68-00-501363</a>	SOFTBALL/FALL LEAGUE SALARIES & WAGES	14,258.00	14,258.00	0.00	0.00	14,258.00
<a href="#">02-68-00-501400</a>	DOG PARK SALARIES & WAGES	6,108.00	6,108.00	0.00	388.50	5,719.50
<a href="#">02-68-00-502356</a>	SPRING SOFTBALL CONTRACTUAL SVCS	420.00	420.00	0.00	427.00	-7.00
<a href="#">02-68-00-502357</a>	SUMMER SOFTBALL CONTRACTUAL SVCS	574.00	574.00	546.00	546.00	28.00
<a href="#">02-68-00-502363</a>	SOFTBALL/FALL LEAGUE CONTRACTUAL SV...	434.00	434.00	0.00	0.00	434.00
<a href="#">02-68-00-503356</a>	SPRING SOFTBALL COMMODITIES	8,309.00	8,309.00	2,284.40	4,645.42	3,663.58
<a href="#">02-68-00-503357</a>	SUMMER SOFTBALL COMMODITIES	17,168.00	17,168.00	5,216.08	12,037.56	5,130.44
<a href="#">02-68-00-503363</a>	SOFTBALL/FALL LEAGUE COMMODITIES	9,300.00	9,300.00	261.32	1,282.81	8,017.19

**Recreation Programs Income Statement**

**For Fiscal: 2023-2024 Period Ending: 07/31/2023**

	<b>Original Total Budget</b>	<b>Current Total Budget</b>	<b>MTD Activity</b>	<b>YTD Activity</b>	<b>Budget Remaining</b>
<a href="#">02-68-00-503400</a> DOG PARK COMMODITIES	2,600.00	2,600.00	0.00	562.50	2,037.50
<b>Expense Total:</b>	<b>96,095.00</b>	<b>96,095.00</b>	<b>16,423.59</b>	<b>42,694.81</b>	<b>53,400.19</b>
<b>Center: 68 - LIPPOLD PARK COMPLEX Surplus (Deficit):</b>	<b>53,790.00</b>	<b>53,790.00</b>	<b>9,077.44</b>	<b>24,313.46</b>	<b>29,476.54</b>
<b>Fund: 02 - RECREATION Surplus (Deficit):</b>	<b>839,842.50</b>	<b>839,842.50</b>	<b>156,018.83</b>	<b>353,967.16</b>	
<b>Total Surplus (Deficit):</b>	<b>839,842.50</b>	<b>839,842.50</b>	<b>156,018.83</b>	<b>353,967.16</b>	

Recreation Programs Income Statement

For Fiscal: 2023-2024 Period Ending: 07/31/2023

Group Summary

Account Type	Original Total Budget	Current Total Budget	MTD Activity	YTD Activity	Budget Remaining
<b>Fund: 02 - RECREATION</b>					
<b>Center: 62 - ADULT RECREATION</b>					
Revenue	91,057.50	91,057.50	6,423.59	18,295.37	72,762.13
Expense	64,421.00	64,421.00	4,116.31	11,076.28	53,344.72
<b>Center: 62 - ADULT RECREATION Surplus (Deficit):</b>	<b>26,636.50</b>	<b>26,636.50</b>	<b>2,307.28</b>	<b>7,219.09</b>	<b>19,417.41</b>
<b>Center: 63 - YOUTH RECREATION</b>					
Revenue	2,458,280.00	2,458,280.00	398,865.07	877,514.82	1,580,765.18
Expense	1,753,937.50	1,753,937.50	257,372.94	567,061.94	1,186,875.56
<b>Center: 63 - YOUTH RECREATION Surplus (Deficit):</b>	<b>704,342.50</b>	<b>704,342.50</b>	<b>141,492.13</b>	<b>310,452.88</b>	<b>393,889.62</b>
<b>Center: 64 - PROGRAMS FOR ALL AGES</b>					
Revenue	194,974.00	194,974.00	18,415.73	49,241.03	145,732.97
Expense	114,537.50	114,537.50	9,717.05	22,362.20	92,175.30
<b>Center: 64 - PROGRAMS FOR ALL AGES Surplus (Deficit):</b>	<b>80,436.50</b>	<b>80,436.50</b>	<b>8,698.68</b>	<b>26,878.83</b>	<b>53,557.67</b>
<b>Center: 65 - SENIOR CITIZENS</b>					
Revenue	33,740.00	33,740.00	4,373.78	11,886.00	21,854.00
Expense	44,564.00	44,564.00	4,287.49	12,966.66	31,597.34
<b>Center: 65 - SENIOR CITIZENS Surplus (Deficit):</b>	<b>-10,824.00</b>	<b>-10,824.00</b>	<b>86.29</b>	<b>-1,080.66</b>	<b>-9,743.34</b>
<b>Center: 66 - SPECIAL EVENTS</b>					
Revenue	45,850.00	45,850.00	3,123.15	7,531.04	38,318.96
Expense	60,389.00	60,389.00	8,766.14	21,347.48	39,041.52
<b>Center: 66 - SPECIAL EVENTS Surplus (Deficit):</b>	<b>-14,539.00</b>	<b>-14,539.00</b>	<b>-5,642.99</b>	<b>-13,816.44</b>	<b>-722.56</b>
<b>Center: 68 - LIPPOLD PARK COMPLEX</b>					
Revenue	149,885.00	149,885.00	25,501.03	67,008.27	82,876.73
Expense	96,095.00	96,095.00	16,423.59	42,694.81	53,400.19
<b>Center: 68 - LIPPOLD PARK COMPLEX Surplus (Deficit):</b>	<b>53,790.00</b>	<b>53,790.00</b>	<b>9,077.44</b>	<b>24,313.46</b>	<b>29,476.54</b>
<b>Fund: 02 - RECREATION Surplus (Deficit):</b>	<b>839,842.50</b>	<b>839,842.50</b>	<b>156,018.83</b>	<b>353,967.16</b>	<b>485,875.34</b>
<b>Total Surplus (Deficit):</b>	<b>839,842.50</b>	<b>839,842.50</b>	<b>156,018.83</b>	<b>353,967.16</b>	

Recreation Programs Income Statement

For Fiscal: 2023-2024 Period Ending: 07/31/2023

**Fund Summary**

Fund	Original Total Budget	Current Total Budget	MTD Activity	YTD Activity	Budget Remaining
02 - RECREATION	839,842.50	839,842.50	156,018.83	353,967.16	485,875.34
<b>Total Surplus (Deficit):</b>	<b>839,842.50</b>	<b>839,842.50</b>	<b>156,018.83</b>	<b>353,967.16</b>	



Crystal Lake Park District, IL

# Prior-Year Comparative Income Statement July 2023

## Account Summary

For the Period Ending 07/31/2023

		2022-2023 July Activity	2023-2024 July Activity	July Variance Favorable / (Unfavorable)	Variance %	2022-2023 YTD Activity	2023-2024 YTD Activity	YTD Variance Favorable / (Unfavorable)	Variance %
<b>Fund: 01 - CORPORATE</b>									
<b>Revenue</b>									
<a href="#">01-11-00-410003</a>	PROPERTY TAX	13,832.38	10,484.96	-3,347.42	-24.20%	623,652.46	704,640.01	80,987.55	12.99%
<a href="#">01-11-00-410005</a>	ADDITIONAL (REFERENDUM) TAX	28,676.75	19,855.21	-8,821.54	-30.76%	1,292,926.62	1,334,365.54	41,438.92	3.21%
<a href="#">01-11-00-410015</a>	REPLACEMENT TAX	37,683.76	37,851.88	168.12	0.45%	90,024.04	84,671.86	-5,352.18	-5.95%
<a href="#">01-11-00-440014</a>	INTEREST--MM/ILLINOIS FUNDS	3,792.53	10,487.29	6,694.76	176.52%	7,916.07	30,489.49	22,573.42	285.16%
<a href="#">01-11-00-440019</a>	INVESTMENT INTEREST - CD'S	341.83	243.92	-97.91	-28.64%	358.22	738.96	380.74	106.29%
<a href="#">01-11-00-440021</a>	REIMBURSEMENT	0.00	120.96	120.96	0.00%	126.00	319.96	193.96	153.94%
<a href="#">01-11-00-440022</a>	INTEREST EARNED - CHECKING	18.97	807.58	788.61	4,157.14%	47.53	1,618.15	1,570.62	3,304.48%
<a href="#">01-11-00-440023</a>	OTHER INCOME	0.00	22.50	22.50	0.00%	39.10	297.16	258.06	660.00%
<a href="#">01-11-00-440196</a>	CITATIONS	185.00	322.49	137.49	74.32%	2,286.57	3,098.79	812.22	35.52%
<a href="#">01-11-00-440197</a>	ELECTRONIC CITATIONS	0.00	2.00	2.00	0.00%	6.00	12.00	6.00	100.00%
<a href="#">01-11-00-440355</a>	SPECIAL EVENT INSURANCE	913.00	915.00	2.00	0.22%	1,693.00	7,080.00	5,387.00	318.19%
<a href="#">01-12-00-440017</a>	GRANTS	0.00	10,000.00	10,000.00	0.00%	0.00	10,000.00	10,000.00	0.00%
<a href="#">01-12-00-440026</a>	MEMORIALS	0.00	290.00	290.00	0.00%	1,520.00	3,365.00	1,845.00	121.38%
<a href="#">01-12-00-440029</a>	DONATIONS/SPONSORSHIPS	0.00	0.00	0.00	0.00%	0.00	530.00	530.00	0.00%
<a href="#">01-12-00-440046</a>	FIELD RENTAL	0.00	0.00	0.00	0.00%	40.00	905.00	865.00	2,162.50%
<a href="#">01-12-00-440050</a>	PICNIC SHELTER RENTAL	2,885.00	3,680.00	795.00	27.56%	6,915.00	9,410.00	2,495.00	36.08%
<a href="#">01-12-00-440100</a>	FIELD MAINTENANCE REIMBURSEME...	0.00	0.00	0.00	0.00%	0.00	1,381.00	1,381.00	0.00%
<a href="#">01-12-00-440271</a>	EQUIPMENT DISPOSAL	0.00	0.00	0.00	0.00%	400.00	831.00	431.00	107.75%
<a href="#">01-23-00-440051</a>	RENTAL OF FACILITIES	9,270.00	18,727.50	9,457.50	102.02%	37,170.00	36,500.50	-669.50	-1.80%
<a href="#">01-23-00-440210</a>	BAR/BEVERAGE INCOME	0.00	2,982.00	2,982.00	0.00%	0.00	15,260.00	15,260.00	0.00%
<a href="#">01-23-00-440220</a>	LINEN INCOME	940.00	1,088.50	148.50	15.80%	4,677.00	2,264.50	-2,412.50	-51.58%
<a href="#">01-23-00-440230</a>	GRATUITY	0.00	521.00	521.00	0.00%	0.00	1,538.00	1,538.00	0.00%
<a href="#">01-23-00-440645</a>	SPECIAL EVENTS	175.00	0.00	-175.00	-100.00%	175.00	0.00	-175.00	-100.00%
<a href="#">01-23-00-490589</a>	SALES TAX	0.00	190.26	190.26	0.00%	0.00	556.83	556.83	0.00%
	<b>Revenue Total:</b>	<b>98,714.22</b>	<b>118,593.05</b>	<b>19,878.83</b>	<b>20.14%</b>	<b>2,069,972.61</b>	<b>2,249,873.75</b>	<b>179,901.14</b>	<b>8.69%</b>
<b>Expense</b>									
<a href="#">01-11-00-510001</a>	DIRECTOR	6,349.16	6,634.62	-285.46	-4.50%	19,001.25	19,832.53	-831.28	-4.37%
<a href="#">01-11-00-510002</a>	SUPT OF BUSINESS SERVICES	5,186.76	5,413.65	-226.89	-4.37%	15,384.85	16,127.51	-742.66	-4.83%
<a href="#">01-11-00-510003</a>	SUPT OF REC PROGRAMS & FACILITIES	4,205.31	4,407.70	-202.39	-4.81%	12,456.60	13,121.84	-665.24	-5.34%
<a href="#">01-11-00-510004</a>	MANAGER REC FACILITY SERVICES	2,126.44	2,243.38	-116.94	-5.50%	6,279.01	6,671.67	-392.66	-6.25%
<a href="#">01-11-00-510005</a>	SUPT OF PARKS SERVICES	2,493.56	2,602.64	-109.08	-4.37%	7,373.01	7,753.38	-380.37	-5.16%
<a href="#">01-11-00-510007</a>	OFFICE STAFF	4,247.85	4,328.14	-80.29	-1.89%	12,769.78	13,171.61	-401.83	-3.15%
<a href="#">01-11-00-510008</a>	CLERICAL-PART TIME	0.00	1,363.50	-1,363.50	0.00%	1,900.15	2,304.00	-403.85	-21.25%
<a href="#">01-11-00-510015</a>	PUBLIC RELATIONS COORDINATOR	1,084.74	1,136.68	-51.94	-4.79%	3,207.50	3,384.08	-176.58	-5.51%

Prior-Year Comparative Income Statement July 2023

For the Period Ending 07/31/2023

		2022-2023	2023-2024	July Variance		2022-2023	2023-2024	YTD Variance	
		July Activity	July Activity	Favorable / (Unfavorable)	Variance %	YTD Activity	YTD Activity	Favorable / (Unfavorable)	Variance %
<a href="#">01-11-00-510018</a>	ACCOUNTANTS	4,612.29	5,922.17	-1,309.88	-28.40%	15,167.02	18,193.19	-3,026.17	-19.95%
<a href="#">01-11-00-510041</a>	MANAGER OF PARK PLANNING & DEV...	5,192.31	5,451.94	-259.63	-5.00%	24,937.32	16,226.01	8,711.31	34.93%
<a href="#">01-11-00-510044</a>	FACILITY RENTAL/FOOD/BEVERAGE S...	4,157.82	4,463.44	-305.62	-7.35%	14,044.27	13,294.52	749.75	5.34%
<a href="#">01-11-00-510070</a>	HUMAN RESOURCE MANAGER	4,710.53	1,181.25	3,529.28	74.92%	14,086.50	11,081.19	3,005.31	21.33%
<a href="#">01-11-00-510405</a>	FICA/MEDICARE	27,847.89	30,735.53	-2,887.64	-10.37%	68,540.71	74,859.78	-6,319.07	-9.22%
<a href="#">01-11-00-520206</a>	ELECTRICITY	2,350.30	1,822.18	528.12	22.47%	5,366.18	3,860.15	1,506.03	28.07%
<a href="#">01-11-00-520207</a>	HEAT	431.74	540.63	-108.89	-25.22%	1,828.49	1,797.90	30.59	1.67%
<a href="#">01-11-00-520208</a>	WATER/SEWER	1,965.22	1,969.49	-4.27	-0.22%	2,362.43	2,426.46	-64.03	-2.71%
<a href="#">01-11-00-520209</a>	COMMUNICATION	5,064.40	6,157.78	-1,093.38	-21.59%	7,785.72	10,899.31	-3,113.59	-39.99%
<a href="#">01-11-00-520212</a>	PROFESSIONAL SERVICES	5,663.26	454.25	5,209.01	91.98%	18,389.89	454.25	17,935.64	97.53%
<a href="#">01-11-00-520213</a>	COMPUTER/SOFTWARE EXPENSES	422.88	683.10	-260.22	-61.54%	24,747.38	44,217.26	-19,469.88	-78.67%
<a href="#">01-11-00-520215</a>	MAINTENANCE AGREEMENTS	1,114.85	479.12	635.73	57.02%	2,167.35	1,459.56	707.79	32.66%
<a href="#">01-11-00-520216</a>	OFFICE EQUIPMENT LEASE	0.00	288.54	-288.54	0.00%	288.54	288.54	0.00	0.00%
<a href="#">01-11-00-520217</a>	SECURITY SYSTEM	0.00	0.00	0.00	0.00%	816.80	0.00	816.80	100.00%
<a href="#">01-11-00-520220</a>	LEGAL FEES	2,615.62	5,113.13	-2,497.51	-95.48%	2,615.62	5,113.13	-2,497.51	-95.48%
<a href="#">01-11-00-520222</a>	SUBSCRIPTIONS	0.00	15.00	-15.00	0.00%	0.00	15.00	-15.00	0.00%
<a href="#">01-11-00-520223</a>	DUES	337.50	0.00	337.50	100.00%	2,302.00	1,935.00	367.00	15.94%
<a href="#">01-11-00-520228</a>	PROSECUTION	956.25	1,225.00	-268.75	-28.10%	956.25	1,225.00	-268.75	-28.10%
<a href="#">01-11-00-520250</a>	MISCELLANEOUS	233.00	200.00	33.00	14.16%	258.90	400.00	-141.10	-54.50%
<a href="#">01-11-00-520255</a>	MISCELLANEOUS BANK CHARGES	601.36	420.53	180.83	30.07%	1,291.46	1,203.86	87.60	6.78%
<a href="#">01-11-00-520265</a>	IT SERVICE	2,608.00	1,558.00	1,050.00	40.26%	4,166.00	4,824.00	-658.00	-15.79%
<a href="#">01-11-00-520355</a>	SPECIAL EVENT INSURANCE	975.00	0.00	975.00	100.00%	975.00	1,595.00	-620.00	-63.59%
<a href="#">01-11-00-520574</a>	POSTAGE	0.00	8.13	-8.13	0.00%	18.22	23.01	-4.79	-26.29%
<a href="#">01-11-00-530250</a>	MISCELLANEOUS	0.00	0.00	0.00	0.00%	0.00	152.50	-152.50	0.00%
<a href="#">01-11-00-530318</a>	SAFETY EQUIPMENT	17.04	-25.00	42.04	246.71%	3,695.20	633.31	3,061.89	82.86%
<a href="#">01-11-00-530365</a>	ADVERTISING	0.00	0.00	0.00	0.00%	98.58	0.00	98.58	100.00%
<a href="#">01-11-00-530366</a>	LEGAL ADS	137.44	0.00	137.44	100.00%	137.44	75.80	61.64	44.85%
<a href="#">01-11-00-530395</a>	PRINTING	94.72	64.46	30.26	31.95%	309.94	64.46	245.48	79.20%
<a href="#">01-11-00-530425</a>	COFFEE	120.17	75.48	44.69	37.19%	176.67	281.84	-105.17	-59.53%
<a href="#">01-11-00-530553</a>	OFFICE SUPPLIES	1,710.00	469.71	1,240.29	72.53%	2,383.87	1,998.01	385.86	16.19%
<a href="#">01-11-00-530560</a>	OFFICE EQUIPMENT	0.00	303.19	-303.19	0.00%	0.00	303.19	-303.19	0.00%
<a href="#">01-11-00-530563</a>	COMPUTERS	0.00	671.29	-671.29	0.00%	0.00	1,131.26	-1,131.26	0.00%
<a href="#">01-11-00-530694</a>	UNIFORMS	508.00	1,657.00	-1,149.00	-226.18%	508.00	1,824.00	-1,316.00	-259.06%
<a href="#">01-11-00-540507</a>	INSURANCE/HEALTH	8,192.41	46,194.36	-38,001.95	-463.87%	64,049.34	75,140.87	-11,091.53	-17.32%
<a href="#">01-11-00-570014</a>	REAL ESTATE TAXES	0.00	0.00	0.00	0.00%	4,602.48	4,905.56	-303.08	-6.59%
<a href="#">01-11-00-570028</a>	FURNITURE/FIXTURES	0.00	0.00	0.00	0.00%	17,783.31	0.00	17,783.31	100.00%
<a href="#">01-11-00-570250</a>	MISCELLANEOUS	1,336.18	138.00	1,198.18	89.67%	1,728.66	1,590.11	138.55	8.01%
<a href="#">01-11-00-570676</a>	MEETINGS/CONFERENCES	120.98	44.86	76.12	62.92%	120.98	3,252.19	-3,131.21	-2,588.20%
<a href="#">01-11-00-570677</a>	TRAVELING EXPENSE	463.66	562.38	-98.72	-21.29%	855.22	1,386.89	-531.67	-62.17%
<a href="#">01-11-00-590017</a>	BOND INTEREST	0.00	0.00	0.00	0.00%	2,750.00	1,400.00	1,350.00	49.09%
<a href="#">01-12-00-510005</a>	SUPT OF PARKS SERVICES	2,493.56	2,602.64	-109.08	-4.37%	7,373.01	7,753.38	-380.37	-5.16%
<a href="#">01-12-00-510020</a>	PARK SUPERVISOR	3,824.34	4,034.65	-210.31	-5.50%	11,232.75	11,998.80	-766.05	-6.82%

Prior-Year Comparative Income Statement July 2023

For the Period Ending 07/31/2023

		2022-2023	2023-2024	July Variance		2022-2023	2023-2024	YTD Variance	
		July Activity	July Activity	Favorable / (Unfavorable)	Variance %	YTD Activity	YTD Activity	Favorable / (Unfavorable)	Variance %
<a href="#">01-12-00-510028</a>	GROUNDS SUPERVISOR	4,162.27	4,370.38	-208.11	-5.00%	12,307.58	13,007.10	-699.52	-5.68%
<a href="#">01-12-00-510035</a>	MAINTENANCE STAFF	37,127.82	37,524.88	-397.06	-1.07%	107,211.94	112,311.18	-5,099.24	-4.76%
<a href="#">01-12-00-510046</a>	MANAGER OF NATURAL RESOURCES	1,486.15	6,809.82	-5,323.67	-358.22%	4,394.43	20,268.69	-15,874.26	-361.24%
<a href="#">01-12-00-510058</a>	PART TIME MAINTENANCE	18,038.53	18,002.88	35.65	0.20%	32,654.30	33,053.03	-398.73	-1.22%
<a href="#">01-12-00-510065</a>	BUILDING CUSTODIAN	2,519.61	4,948.84	-2,429.23	-96.41%	8,093.02	13,220.06	-5,127.04	-63.35%
<a href="#">01-12-00-510694</a>	UNIFORM REIMBURSEMENT	100.00	702.76	-602.76	-602.76%	289.99	1,487.64	-1,197.65	-413.00%
<a href="#">01-12-00-520141</a>	BUILDING/WOODSCREEK	182.40	45.00	137.40	75.33%	742.42	3,027.00	-2,284.58	-307.72%
<a href="#">01-12-00-520151</a>	BUILDING/BONCOSKY	875.19	703.00	172.19	19.67%	1,855.12	4,030.35	-2,175.23	-117.26%
<a href="#">01-12-00-520152</a>	BUILDING/MAIN BEACH	3,869.62	3,445.77	423.85	10.95%	5,436.17	5,205.51	230.66	4.24%
<a href="#">01-12-00-520153</a>	BUILDING/GARAGE	500.00	0.00	500.00	100.00%	1,501.00	1,070.82	430.18	28.66%
<a href="#">01-12-00-520154</a>	BUILDING/WEST	167.35	191.35	-24.00	-14.34%	548.40	574.05	-25.65	-4.68%
<a href="#">01-12-00-520155</a>	BUILDING/V.A.	0.00	350.00	-350.00	0.00%	0.00	7,850.00	-7,850.00	0.00%
<a href="#">01-12-00-520156</a>	BUILDINGS/FARM	3,733.00	237.15	3,495.85	93.65%	8,837.92	1,087.64	7,750.28	87.69%
<a href="#">01-12-00-520157</a>	BUILDING/NATURE CENTER	4,238.08	69.61	4,168.47	98.36%	7,073.08	3,087.22	3,985.86	56.35%
<a href="#">01-12-00-520158</a>	BUILDING/SPOERL	186.00	1,562.00	-1,376.00	-739.78%	516.00	1,737.00	-1,221.00	-236.63%
<a href="#">01-12-00-520159</a>	BUILDING/ADMINISTRATIVE CENTER	84.75	571.32	-486.57	-574.12%	1,827.26	2,555.28	-728.02	-39.84%
<a href="#">01-12-00-520160</a>	BUILDING/ROTARY	55.00	55.00	0.00	0.00%	9,459.09	365.16	9,093.93	96.14%
<a href="#">01-12-00-520164</a>	BUILDING/GRAND OAKS	332.31	147.75	184.56	55.54%	761.49	665.84	95.65	12.56%
<a href="#">01-12-00-520171</a>	BUILDING/COLONEL PALMER HOUSE	57.00	57.00	0.00	0.00%	228.00	57.00	171.00	75.00%
<a href="#">01-12-00-520173</a>	BUILDING/POLICE HEADQUARTERS	0.00	0.00	0.00	0.00%	0.00	124.81	-124.81	0.00%
<a href="#">01-12-00-520205</a>	GARBAGE DISPOSAL	0.00	3,440.26	-3,440.26	0.00%	1,331.39	6,478.17	-5,146.78	-386.57%
<a href="#">01-12-00-520209</a>	COMMUNICATION	1,580.86	1,274.32	306.54	19.39%	3,428.86	4,334.64	-905.78	-26.42%
<a href="#">01-12-00-520219</a>	CONTRACTUAL MOWING	5,890.00	9,630.00	-3,740.00	-63.50%	10,640.00	14,445.00	-3,805.00	-35.76%
<a href="#">01-12-00-520221</a>	TREE CARE	7,465.00	4,920.00	2,545.00	34.09%	16,010.00	19,934.00	-3,924.00	-24.51%
<a href="#">01-12-00-520224</a>	EQUIPMENT RENTAL	789.12	0.00	789.12	100.00%	789.12	390.36	398.76	50.53%
<a href="#">01-12-00-520225</a>	EDUCATION/SEMINARS	0.00	710.00	-710.00	0.00%	453.80	885.00	-431.20	-95.02%
<a href="#">01-12-00-520660</a>	VEHICLE/FLEET LEASE	3,250.06	0.00	3,250.06	100.00%	7,429.90	0.00	7,429.90	100.00%
<a href="#">01-12-00-520673</a>	EQUIPMENT REPAIRS	504.76	1,573.80	-1,069.04	-211.79%	917.00	2,406.05	-1,489.05	-162.38%
<a href="#">01-12-00-520675</a>	MOWER REPAIRS	359.05	0.00	359.05	100.00%	418.01	2,384.35	-1,966.34	-470.41%
<a href="#">01-12-00-520691</a>	TRUCK REPAIRS	1,535.67	3,108.94	-1,573.27	-102.45%	4,438.16	4,897.73	-459.57	-10.35%
<a href="#">01-12-00-520692</a>	AUTO REPAIRS	13.00	0.00	13.00	100.00%	13.00	34.00	-21.00	-161.54%
<a href="#">01-12-00-520695</a>	LAKE CONSULTANT/IMPROVEMENTS	0.00	23,044.39	-23,044.39	0.00%	76,390.00	28,744.39	47,645.61	62.37%
<a href="#">01-12-00-530107</a>	LAND IMPROVEMENT MATERIALS	0.00	0.00	0.00	0.00%	12,492.48	0.00	12,492.48	100.00%
<a href="#">01-12-00-530116</a>	AUTO PARTS & REPAIRS	932.33	0.00	932.33	100.00%	932.33	624.58	307.75	33.01%
<a href="#">01-12-00-530227</a>	EXPENDABLE TOOL & SHOP SUPPLY	966.38	1,996.50	-1,030.12	-106.60%	3,468.79	6,854.29	-3,385.50	-97.60%
<a href="#">01-12-00-530228</a>	MECHANIC TOOLS/SUPPLIES	0.00	0.00	0.00	0.00%	849.46	2,692.88	-1,843.42	-217.01%
<a href="#">01-12-00-530260</a>	GAS & DIESEL FUEL	1,356.03	0.00	1,356.03	100.00%	1,356.03	14,431.25	-13,075.22	-964.23%
<a href="#">01-12-00-530317</a>	LUBRICANTS & MOTOR OIL	1,111.56	0.00	1,111.56	100.00%	1,126.55	13.98	1,112.57	98.76%
<a href="#">01-12-00-530318</a>	SAFETY EQUIPMENT	382.85	3,157.65	-2,774.80	-724.77%	3,396.54	3,599.30	-202.76	-5.97%
<a href="#">01-12-00-530335</a>	STATE INSPECTION & LICENSING	166.00	207.00	-41.00	-24.70%	302.00	343.00	-41.00	-13.58%
<a href="#">01-12-00-530353</a>	CUSTODIAL SUPPLIES	845.81	1,283.17	-437.36	-51.71%	3,563.86	4,317.42	-753.56	-21.14%
<a href="#">01-12-00-530425</a>	COFFEE	0.00	0.00	0.00	0.00%	0.00	158.47	-158.47	0.00%



Prior-Year Comparative Income Statement July 2023

For the Period Ending 07/31/2023

		2022-2023	2023-2024	July Variance		2022-2023	2023-2024	YTD Variance	
		July Activity	July Activity	Favorable / (Unfavorable)	Variance %	YTD Activity	YTD Activity	Favorable / (Unfavorable)	Variance %
<a href="#">01-12-00-530553</a>	OFFICE SUPPLIES	94.00	225.39	-131.39	-139.78%	227.30	394.80	-167.50	-73.69%
<a href="#">01-12-00-530630</a>	PARK SIGNAGE	959.82	727.12	232.70	24.24%	3,904.18	1,500.24	2,403.94	61.57%
<a href="#">01-12-00-530665</a>	TIRES & TUBES	226.77	256.92	-30.15	-13.30%	226.77	256.92	-30.15	-13.30%
<a href="#">01-12-00-530667</a>	ELECTRIC/LIGHTING SUPPLIES	1,105.12	0.00	1,105.12	100.00%	1,186.70	0.00	1,186.70	100.00%
<a href="#">01-12-00-530668</a>	PAINT SUPPLIES	0.00	139.52	-139.52	0.00%	344.54	167.86	176.68	51.28%
<a href="#">01-12-00-530669</a>	SIGN MATERIALS	0.00	370.59	-370.59	0.00%	1,440.57	921.01	519.56	36.07%
<a href="#">01-12-00-530670</a>	PICNIC TABLE REPAIR MATERIALS	90.62	1,435.65	-1,345.03	-1,484.25%	1,146.56	1,751.33	-604.77	-52.75%
<a href="#">01-12-00-530672</a>	FASTENERS	69.86	241.10	-171.24	-245.12%	142.40	299.60	-157.20	-110.39%
<a href="#">01-12-00-530673</a>	EQUIPMENT REPAIR PARTS	0.00	855.06	-855.06	0.00%	151.39	2,317.00	-2,165.61	-1,430.48%
<a href="#">01-12-00-530674</a>	BOAT EQUIPMENT/SERVICE/REPAIRS	0.00	0.00	0.00	0.00%	0.00	152.94	-152.94	0.00%
<a href="#">01-12-00-530675</a>	MOWER REPAIR PARTS	292.20	62.97	229.23	78.45%	2,399.43	719.90	1,679.53	70.00%
<a href="#">01-12-00-530691</a>	TRUCK REPAIR PARTS	362.46	649.00	-286.54	-79.05%	591.19	1,545.67	-954.48	-161.45%
<a href="#">01-12-00-530694</a>	UNIFORMS	2,979.63	1,877.00	1,102.63	37.01%	3,834.63	2,773.00	1,061.63	27.69%
<a href="#">01-12-00-530695</a>	SEED/FERTILIZER	0.00	0.00	0.00	0.00%	812.50	1,531.40	-718.90	-88.48%
<a href="#">01-12-00-530696</a>	FERTILIZER/WEED CONTROL	1,984.50	3,450.65	-1,466.15	-73.88%	8,221.51	6,873.65	1,347.86	16.39%
<a href="#">01-12-00-530697</a>	IRRIGATION REPAIRS	284.11	4,267.54	-3,983.43	-1,402.07%	31,586.09	6,971.37	24,614.72	77.93%
<a href="#">01-12-00-550151</a>	BUILDING/WOODSCREEK	15.96	489.68	-473.72	-2,968.17%	97.72	875.20	-777.48	-795.62%
<a href="#">01-12-00-550152</a>	BUILDING/MAIN BEACH	2,889.19	1,947.22	941.97	32.60%	4,498.38	3,926.49	571.89	12.71%
<a href="#">01-12-00-550153</a>	BUILDING/GARAGE	0.00	122.97	-122.97	0.00%	2,625.37	305.89	2,319.48	88.35%
<a href="#">01-12-00-550154</a>	BUILDING/WEST	240.30	215.79	24.51	10.20%	1,160.93	585.42	575.51	49.57%
<a href="#">01-12-00-550155</a>	BUILDING/V.A.	179.25	138.22	41.03	22.89%	379.43	1,274.49	-895.06	-235.90%
<a href="#">01-12-00-550156</a>	BUILDING/FARM	361.99	262.95	99.04	27.36%	368.16	312.49	55.67	15.12%
<a href="#">01-12-00-550157</a>	BUILDING/NATURE CENTER	0.00	39.95	-39.95	0.00%	492.22	240.17	252.05	51.21%
<a href="#">01-12-00-550158</a>	BUILDING/SPOERL	0.00	34.99	-34.99	0.00%	0.00	34.99	-34.99	0.00%
<a href="#">01-12-00-550159</a>	BUILDING/ADMINISTRATIVE CENTER	597.48	49.75	547.73	91.67%	1,133.22	200.11	933.11	82.34%
<a href="#">01-12-00-550160</a>	BUILDING/ROTARY	85.48	351.48	-266.00	-311.18%	117.44	994.66	-877.22	-746.95%
<a href="#">01-12-00-550161</a>	GROUNDS/BEAL'S	0.00	0.00	0.00	0.00%	14.90	17.88	-2.98	-20.00%
<a href="#">01-12-00-550164</a>	BUILDING/GRAND OAKS	22.14	270.00	-247.86	-1,119.51%	37.04	304.45	-267.41	-721.95%
<a href="#">01-12-00-550170</a>	BUILDING/LIPPOLD STORAGE COMP.	575.00	0.00	575.00	100.00%	584.98	0.00	584.98	100.00%
<a href="#">01-12-00-550171</a>	BUILDING/PALMER HOUSE	89.20	0.00	89.20	100.00%	774.91	0.00	774.91	100.00%
<a href="#">01-12-00-550172</a>	BUILDING/BONCOSKY COMPLEX	291.75	145.19	146.56	50.23%	-1,418.34	1,255.03	-2,673.37	-188.49%
<a href="#">01-12-00-550176</a>	BUILDING/SHAMROCK HILLS	194.00	0.00	194.00	100.00%	502.90	260.98	241.92	48.10%
<a href="#">01-12-00-550556</a>	GROUNDS/MAIN	935.00	274.20	660.80	70.67%	4,475.09	8,610.10	-4,135.01	-92.40%
<a href="#">01-12-00-550557</a>	GROUNDS/WEST	0.00	0.00	0.00	0.00%	1,796.32	1,041.79	754.53	42.00%
<a href="#">01-12-00-550558</a>	GROUNDS/V.A.	-53.84	2,725.01	-2,778.85	-5,161.31%	4,871.82	3,268.19	1,603.63	32.92%
<a href="#">01-12-00-550559</a>	NEIGHBORHOOD PARKS--NORTH	201.66	627.05	-425.39	-210.94%	3,723.50	2,077.88	1,645.62	44.20%
<a href="#">01-12-00-550560</a>	GROUNDS/FARM	2,100.00	0.00	2,100.00	100.00%	2,351.35	498.51	1,852.84	78.80%
<a href="#">01-12-00-550566</a>	GROUNDS/STERNES	0.00	0.00	0.00	0.00%	1,750.00	0.00	1,750.00	100.00%
<a href="#">01-12-00-550571</a>	GROUNDS/LIPPOLD	2,302.86	582.65	1,720.21	74.70%	11,450.86	5,403.62	6,047.24	52.81%
<a href="#">01-12-00-550573</a>	GROUNDS/SUND BALLFIELD COMPLEX	0.00	210.00	-210.00	0.00%	0.00	420.00	-420.00	0.00%
<a href="#">01-12-00-550574</a>	GROUNDS/SOCCER FIELDS	0.00	0.00	0.00	0.00%	1,114.87	0.00	1,114.87	100.00%
<a href="#">01-12-00-550661</a>	GROUNDS/SPOERL	551.90	0.00	551.90	100.00%	551.90	0.00	551.90	100.00%

Prior-Year Comparative Income Statement July 2023

For the Period Ending 07/31/2023

		2022-2023	2023-2024	July Variance		2022-2023	2023-2024	YTD Variance	
		July Activity	July Activity	Favorable / (Unfavorable)	Variance %	YTD Activity	YTD Activity	Favorable / (Unfavorable)	Variance %
<a href="#">01-12-00-550664</a>	NEIGHBORHOOD PARKS--SOUTH	2,270.73	576.25	1,694.48	74.62%	5,024.68	1,537.17	3,487.51	69.41%
<a href="#">01-12-00-550665</a>	GROUNDS/FETZNER	808.50	1,750.00	-941.50	-116.45%	808.50	1,750.00	-941.50	-116.45%
<a href="#">01-12-00-550666</a>	GROUNDS/FOUR COLONIES	0.00	475.55	-475.55	0.00%	193.00	1,293.70	-1,100.70	-570.31%
<a href="#">01-12-00-550667</a>	GROUNDS/WOODSCREEK	0.00	0.00	0.00	0.00%	608.55	107.68	500.87	82.31%
<a href="#">01-12-00-550668</a>	GROUNDS/SAM JOHNS	0.00	0.00	0.00	0.00%	0.00	23.97	-23.97	0.00%
<a href="#">01-12-00-550669</a>	GROUNDS/FEINBERG	0.00	0.00	0.00	0.00%	65.94	79.95	-14.01	-21.25%
<a href="#">01-12-00-550670</a>	GROUNDS/KEN BIRD	0.00	0.00	0.00	0.00%	364.58	0.00	364.58	100.00%
<a href="#">01-12-00-550671</a>	GROUNDS/PALMER HOUSE	237.93	21.57	216.36	90.93%	1,773.14	340.63	1,432.51	80.79%
<a href="#">01-12-00-550672</a>	GROUNDS/WILLOWS EDGE	0.00	0.00	0.00	0.00%	539.50	0.00	539.50	100.00%
<a href="#">01-12-00-550674</a>	GROUNDS/GRAND OAKS	0.00	0.00	0.00	0.00%	479.36	789.51	-310.15	-64.70%
<a href="#">01-12-00-550676</a>	GROUNDS/SHAMROCK HILLS	0.00	175.00	-175.00	0.00%	144.00	540.00	-396.00	-275.00%
<a href="#">01-12-00-570024</a>	MEMORIALS	0.00	0.00	0.00	0.00%	7,480.00	7,313.00	167.00	2.23%
<a href="#">01-12-00-570030</a>	EQUIPMENT PURCHASE	391.92	4,900.96	-4,509.04	-1,150.50%	24,327.40	55,868.84	-31,541.44	-129.65%
<a href="#">01-12-00-570060</a>	LAKE STOCK	0.00	0.00	0.00	0.00%	3,997.50	9,712.75	-5,715.25	-142.97%
<a href="#">01-12-00-570800</a>	VANDALISM REPAIR	0.00	0.00	0.00	0.00%	186.72	0.00	186.72	100.00%
<a href="#">01-13-00-570029</a>	NEIGHBORHOOD PARK IMPROVEMENT	0.00	6,331.40	-6,331.40	0.00%	16,096.00	8,366.39	7,729.61	48.02%
<a href="#">01-14-00-510008</a>	CLERICAL-PART TIME	742.52	823.03	-80.51	-10.84%	2,094.85	2,453.55	-358.70	-17.12%
<a href="#">01-14-00-510074</a>	PARK POLICE CHIEF	2,297.54	2,435.33	-137.79	-6.00%	6,787.40	7,237.09	-449.69	-6.63%
<a href="#">01-14-00-510075</a>	P.T. POLICE	4,471.72	4,165.01	306.71	6.86%	14,281.42	12,670.25	1,611.17	11.28%
<a href="#">01-14-00-510076</a>	F.T. POLICE	1,615.51	1,869.35	-253.84	-15.71%	2,476.54	5,589.04	-3,112.50	-125.68%
<a href="#">01-14-00-520209</a>	COMMUNICATION	197.68	381.78	-184.10	-93.13%	431.68	529.56	-97.88	-22.67%
<a href="#">01-14-00-520225</a>	EDUCATION/SEMINARS	0.00	219.52	-219.52	0.00%	0.00	344.52	-344.52	0.00%
<a href="#">01-14-00-520227</a>	PHYSICAL EXAMINATIONS	0.00	0.00	0.00	0.00%	270.00	0.00	270.00	100.00%
<a href="#">01-14-00-520290</a>	DISPATCH FEE	0.00	0.00	0.00	0.00%	6,091.26	5,748.43	342.83	5.63%
<a href="#">01-14-00-530553</a>	OFFICE SUPPLIES	47.83	70.52	-22.69	-47.44%	393.87	154.50	239.37	60.77%
<a href="#">01-14-00-550600</a>	SECURITY EQUIPMENT	0.00	131.99	-131.99	0.00%	0.00	141.99	-141.99	0.00%
<a href="#">01-14-00-550601</a>	MISCELLANEOUS SUPPLIES	61.41	0.00	61.41	100.00%	61.41	49.76	11.65	18.97%
<a href="#">01-14-00-550602</a>	UNIFORMS	655.73	0.00	655.73	100.00%	1,028.64	0.00	1,028.64	100.00%
<a href="#">01-14-00-550603</a>	MEMBERSHIP & TRAINING	0.00	150.00	-150.00	0.00%	950.00	690.00	260.00	27.37%
<a href="#">01-14-00-550605</a>	COMMUNICATION EQUIPMENT	180.00	230.00	-50.00	-27.78%	540.00	590.00	-50.00	-9.26%
<a href="#">01-14-00-570030</a>	EQUIPMENT PURCHASE	0.00	0.00	0.00	0.00%	18.96	10,966.37	-10,947.41	-57,739.50%
<a href="#">01-23-00-510048</a>	PART-TIME STAFF	1,204.50	1,442.88	-238.38	-19.79%	4,849.98	4,300.56	549.42	11.33%
<a href="#">01-23-00-510051</a>	BEER SALES	300.88	123.50	177.38	58.95%	300.88	494.00	-193.12	-64.19%
<a href="#">01-23-00-510058</a>	PART TIME MAINTENANCE	2,134.95	2,115.00	19.95	0.93%	6,242.40	5,718.99	523.41	8.38%
<a href="#">01-23-00-510210</a>	GRATUITY	0.00	145.00	-145.00	0.00%	0.00	666.00	-666.00	0.00%
<a href="#">01-23-00-520238</a>	LICENSES	0.00	0.00	0.00	0.00%	750.00	1,107.88	-357.88	-47.72%
<a href="#">01-23-00-520260</a>	LINEN EXPENSE	896.44	1,085.19	-188.75	-21.06%	3,319.76	1,759.28	1,560.48	47.01%
<a href="#">01-23-00-530016</a>	PRODUCT - BEER & ALCOHOL	0.00	145.76	-145.76	0.00%	0.00	3,738.51	-3,738.51	0.00%
<a href="#">01-23-00-530250</a>	MISCELLANEOUS SUPPLIES	0.00	331.16	-331.16	0.00%	0.00	1,625.06	-1,625.06	0.00%
<a href="#">01-23-00-570028</a>	FURNITURE/FIXTURES	562.78	0.00	562.78	100.00%	562.78	573.90	-11.12	-1.98%
<a href="#">01-23-00-570677</a>	TRAVELING EXPENSE	0.00	21.62	-21.62	0.00%	0.00	21.62	-21.62	0.00%

Prior-Year Comparative Income Statement July 2023

For the Period Ending 07/31/2023

		2022-2023	2023-2024	July Variance		2022-2023	2023-2024	YTD Variance	
		July Activity	July Activity	Favorable / (Unfavorable)	Variance %	YTD Activity	YTD Activity	Favorable / (Unfavorable)	Variance %
<a href="#">01-23-00-570960</a>	CASH OVER/SHORT	0.00	0.00	0.00	0.00%	0.00	-1.00	1.00	0.00%
	<b>Expense Total:</b>	<b>260,543.08</b>	<b>340,916.06</b>	<b>-80,372.98</b>	<b>-30.85%</b>	<b>975,985.57</b>	<b>969,383.63</b>	<b>6,601.94</b>	<b>0.68%</b>
	<b>Fund 01 Surplus (Deficit):</b>	<b>-161,828.86</b>	<b>-222,323.01</b>	<b>-60,494.15</b>	<b>-37.38%</b>	<b>1,093,987.04</b>	<b>1,280,490.12</b>	<b>186,503.08</b>	<b>17.05%</b>

Fund: 02 - RECREATION

Revenue

<a href="#">02-11-00-410003</a>	PROPERTY TAX	21,078.26	15,077.05	-6,001.21	-28.47%	950,341.07	1,013,249.84	62,908.77	6.62%
<a href="#">02-11-00-440014</a>	INTEREST--MM/ILLINOIS FUNDS	2,559.86	8,450.06	5,890.20	230.10%	5,389.23	24,548.94	19,159.71	355.52%
<a href="#">02-11-00-440019</a>	INVESTMENT INTEREST - CD'S	211.93	151.22	-60.71	-28.65%	222.10	458.12	236.02	106.27%
<a href="#">02-11-00-440021</a>	REIMBURSEMENT	40.34	14.82	-25.52	-63.26%	137.72	201.99	64.27	46.67%
<a href="#">02-11-00-440037</a>	BROCHURE ADVERTISING REVENUE	943.02	1,803.29	860.27	91.23%	2,798.68	5,351.71	2,553.03	91.22%
<a href="#">02-62-00-430207</a>	CONTRACTUAL DANCE CLASSES	308.33	307.66	-0.67	-0.22%	869.40	1,111.00	241.60	27.79%
<a href="#">02-62-00-430209</a>	ADULT FITNESS	3,922.70	4,744.80	822.10	20.96%	10,306.61	13,343.71	3,037.10	29.47%
<a href="#">02-62-00-430328</a>	SENIOR FITNESS	418.07	1,371.13	953.06	227.97%	2,479.25	3,840.66	1,361.41	54.91%
<a href="#">02-63-00-430068</a>	BABYSITTING TRAINING	2,260.00	1,189.00	-1,071.00	-47.39%	2,260.00	1,189.00	-1,071.00	-47.39%
<a href="#">02-63-00-430133</a>	EDUCATION/PRE-SCHOOL	3,873.00	2,667.94	-1,205.06	-31.11%	26,320.13	24,087.92	-2,232.21	-8.48%
<a href="#">02-63-00-430186</a>	CAMP/YOUNG EXPLORERS	191,889.94	236,763.09	44,873.15	23.38%	359,422.68	480,555.06	121,132.38	33.70%
<a href="#">02-63-00-430187</a>	E.T. CAMP	38,044.99	39,079.04	1,034.05	2.72%	69,602.69	71,742.34	2,139.65	3.07%
<a href="#">02-63-00-430188</a>	JR HIGH & TEEN CAMPS	48,248.95	66,448.66	18,199.71	37.72%	95,527.27	137,080.16	41,552.89	43.50%
<a href="#">02-63-00-430214</a>	KID ROCK	1,006.50	867.00	-139.50	-13.86%	3,827.94	3,686.00	-141.94	-3.71%
<a href="#">02-63-00-430217</a>	KIDS FITNESS CLASSES	0.00	0.00	0.00	0.00%	117.00	0.00	-117.00	-100.00%
<a href="#">02-63-00-430220</a>	EXTENDED TIME	100.00	1,560.00	1,460.00	1,460.00%	21,120.47	38,188.17	17,067.70	80.81%
<a href="#">02-63-00-430245</a>	GYMNASTICS	3,636.12	6,633.34	2,997.22	82.43%	11,906.92	14,060.04	2,153.12	18.08%
<a href="#">02-63-00-430276</a>	JR. LEADERS	6,210.70	8,021.58	1,810.88	29.16%	10,596.00	17,023.95	6,427.95	60.66%
<a href="#">02-63-00-430287</a>	YOUTH SPECIALTY CLASSES	1,988.50	6,103.40	4,114.90	206.93%	7,037.83	11,530.40	4,492.57	63.83%
<a href="#">02-63-00-430329</a>	LITTLE CHEFS/TOT COOKING	1,285.34	299.63	-985.71	-76.69%	1,285.34	1,051.97	-233.37	-18.16%
<a href="#">02-63-20-430094</a>	YOUTH ATHLETICS	20,351.48	17,570.39	-2,781.09	-13.67%	52,606.29	55,285.81	2,679.52	5.09%
<a href="#">02-63-20-430108</a>	VOLLEYBALL	1,797.75	2,415.00	617.25	34.33%	5,295.75	8,328.00	3,032.25	57.26%
<a href="#">02-63-20-430420</a>	SKYHAWKS CAMPS	4,714.00	9,247.00	4,533.00	96.16%	7,407.00	13,706.00	6,299.00	85.04%
<a href="#">02-63-20-430423</a>	SKILLS FIRST SOCCER	-130.00	0.00	130.00	100.00%	-130.00	0.00	130.00	100.00%
<a href="#">02-64-00-430205</a>	ADULT/YOUTH DANCE	14,286.35	13,147.95	-1,138.40	-7.97%	35,989.84	31,297.38	-4,692.46	-13.04%
<a href="#">02-64-00-430265</a>	GARDEN PLOTS	382.33	408.89	26.56	6.95%	1,214.85	1,224.62	9.77	0.80%
<a href="#">02-64-00-430282</a>	HAPKIDAN	2,039.61	1,529.66	-509.95	-25.00%	6,732.00	5,550.30	-1,181.70	-17.55%
<a href="#">02-64-00-430283</a>	HAPKIDO	651.92	664.95	13.03	2.00%	2,033.09	1,709.89	-323.20	-15.90%
<a href="#">02-64-00-430284</a>	ART CLASSES	360.00	3,226.00	2,866.00	796.11%	1,155.00	6,226.00	5,071.00	439.05%
<a href="#">02-64-00-430383</a>	THEATER/VOICE	0.00	-561.72	-561.72	0.00%	1,474.27	3,232.84	1,758.57	119.28%
<a href="#">02-65-00-430466</a>	SENIOR TRIPS	2,901.00	2,915.00	14.00	0.48%	5,272.00	9,124.56	3,852.56	73.08%
<a href="#">02-65-00-430469</a>	MISC. SENIOR PROGRAMS	765.50	1,458.78	693.28	90.57%	1,780.02	2,761.44	981.42	55.14%
<a href="#">02-66-00-430128</a>	SEASONAL SPECIAL EVENTS	555.00	1,632.49	1,077.49	194.14%	555.00	2,272.49	1,717.49	309.46%
<a href="#">02-66-00-430129</a>	SUMMER MOVIES IN THE PARK	800.00	125.00	-675.00	-84.38%	1,500.00	1,500.00	0.00	0.00%
<a href="#">02-66-00-430370</a>	SUMMER CONCERT SERIES	2,203.74	1,365.66	-838.08	-38.03%	4,302.10	3,758.55	-543.55	-12.63%
<a href="#">02-68-00-430356</a>	SPRING SOFTBALL	0.00	-25.00	-25.00	0.00%	14,233.44	19,565.31	5,331.87	37.46%

Prior-Year Comparative Income Statement July 2023

For the Period Ending 07/31/2023

		2022-2023	2023-2024	July Variance		2022-2023	2023-2024	YTD Variance	
		July Activity	July Activity	Favorable / (Unfavorable)	Variance %	YTD Activity	YTD Activity	Favorable / (Unfavorable)	Variance %
<a href="#">02-68-00-430357</a>	SUMMER SOFTBALL	20,500.04	24,939.78	4,439.74	21.66%	36,526.75	44,985.66	8,458.91	23.16%
<a href="#">02-68-00-430400</a>	DOG PARK	1,157.78	586.25	-571.53	-49.36%	3,077.09	2,457.30	-619.79	-20.14%
<a href="#">02-68-00-440021</a>	REIMBURSEMENT	0.00	7,995.00	7,995.00	0.00%	0.00	7,995.00	7,995.00	0.00%
<a href="#">02-68-00-440046</a>	FIELD RENTAL	7,896.25	11,998.75	4,102.50	51.96%	61,635.00	59,306.25	-2,328.75	-3.78%
<a href="#">02-68-00-440404</a>	BATTING CAGES	2,154.00	2,395.00	241.00	11.19%	6,650.00	6,310.00	-340.00	-5.11%
	<b>Revenue Total:</b>	<b>411,413.30</b>	<b>504,587.54</b>	<b>93,174.24</b>	<b>22.65%</b>	<b>1,830,877.82</b>	<b>2,148,898.38</b>	<b>318,020.56</b>	<b>17.37%</b>
<b>Expense</b>									
<a href="#">02-11-00-510001</a>	DIRECTOR	6,349.15	6,634.60	-285.45	-4.50%	19,001.19	19,832.47	-831.28	-4.37%
<a href="#">02-11-00-510002</a>	SUPT OF BUSINESS SERVICES	3,772.18	3,937.20	-165.02	-4.37%	11,188.98	11,729.09	-540.11	-4.83%
<a href="#">02-11-00-510003</a>	SUPT OF REC PROGRAMS & FACILITIES	4,205.26	4,407.62	-202.36	-4.81%	12,456.51	13,121.74	-665.23	-5.34%
<a href="#">02-11-00-510004</a>	MANAGER REC FACILITY SERVICES	2,835.24	2,991.18	-155.94	-5.50%	8,371.99	8,895.57	-523.58	-6.25%
<a href="#">02-11-00-510005</a>	SUPT OF PARKS SERVICES	2,493.56	2,602.64	-109.08	-4.37%	7,373.01	7,753.38	-380.37	-5.16%
<a href="#">02-11-00-510007</a>	OFFICE STAFF	4,247.82	4,309.79	-61.97	-1.46%	12,769.71	12,863.90	-94.19	-0.74%
<a href="#">02-11-00-510009</a>	RECREATIONAL SUPERVISORS	17,662.40	18,600.83	-938.43	-5.31%	51,887.64	55,333.30	-3,445.66	-6.64%
<a href="#">02-11-00-510015</a>	PUBLIC RELATIONS COORDINATOR	3,254.17	3,410.02	-155.85	-4.79%	9,622.38	10,152.12	-529.74	-5.51%
<a href="#">02-11-00-510018</a>	ACCOUNTANTS	6,385.98	5,922.15	463.83	7.26%	16,940.72	18,193.10	-1,252.38	-7.39%
<a href="#">02-11-00-510035</a>	MAINTENANCE STAFF	20,717.97	20,916.62	-198.65	-0.96%	60,464.81	62,547.96	-2,083.15	-3.45%
<a href="#">02-11-00-510041</a>	MANAGER OF PARK PLANNING & DEV...	1,730.77	1,817.30	-86.53	-5.00%	8,312.42	5,408.63	2,903.79	34.93%
<a href="#">02-11-00-510058</a>	PART TIME MAINTENANCE	7,949.24	7,933.48	15.76	0.20%	14,390.11	14,565.78	-175.67	-1.22%
<a href="#">02-11-00-510063</a>	MARKETING COORDINATOR	5,554.55	5,024.21	530.34	9.55%	14,311.22	14,380.65	-69.43	-0.49%
<a href="#">02-11-00-510065</a>	BUILDING CUSTODIAN	3,849.37	7,560.75	-3,711.38	-96.42%	12,364.22	20,197.37	-7,833.15	-63.35%
<a href="#">02-11-00-510070</a>	HUMAN RESOURCE MANAGER	1,725.44	454.33	1,271.11	73.67%	5,094.99	4,132.26	962.73	18.90%
<a href="#">02-11-00-510405</a>	FICA/MEDICARE	14,678.94	15,624.64	-945.70	-6.44%	27,425.50	31,797.42	-4,371.92	-15.94%
<a href="#">02-11-00-520201</a>	SCHOLARSHIP	51.60	117.00	-65.40	-126.74%	-243.10	318.60	-561.70	-231.06%
<a href="#">02-11-00-520205</a>	GARBAGE DISPOSAL	134.20	147.14	-12.94	-9.64%	266.04	295.58	-29.54	-11.10%
<a href="#">02-11-00-520206</a>	ELECTRICITY	2,350.24	1,822.10	528.14	22.47%	5,366.20	3,860.17	1,506.03	28.07%
<a href="#">02-11-00-520207</a>	HEAT	431.82	540.68	-108.86	-25.21%	1,828.50	1,797.91	30.59	1.67%
<a href="#">02-11-00-520208</a>	WATER/SEWER	1,751.34	1,738.66	12.68	0.72%	2,008.38	2,096.73	-88.35	-4.40%
<a href="#">02-11-00-520209</a>	COMMUNICATION	4,053.74	6,263.34	-2,209.60	-54.51%	6,918.23	11,110.42	-4,192.19	-60.60%
<a href="#">02-11-00-520211</a>	COUPONS RECREATION	30.00	30.00	0.00	0.00%	105.00	97.00	8.00	7.62%
<a href="#">02-11-00-520212</a>	PROFESSIONAL SERVICES	0.00	147.50	-147.50	0.00%	0.00	147.50	-147.50	0.00%
<a href="#">02-11-00-520213</a>	COMPUTER/SOFTWARE EXPENSES	399.00	683.10	-284.10	-71.20%	24,325.70	44,217.27	-19,891.57	-81.77%
<a href="#">02-11-00-520215</a>	MAINTENANCE AGREEMENTS	1,368.85	479.15	889.70	65.00%	2,421.36	1,459.60	961.76	39.72%
<a href="#">02-11-00-520216</a>	OFFICE EQUIPMENT LEASE	0.00	288.54	-288.54	0.00%	288.54	288.54	0.00	0.00%
<a href="#">02-11-00-520217</a>	SECURITY SYSTEM	0.00	0.00	0.00	0.00%	1,345.81	0.00	1,345.81	100.00%
<a href="#">02-11-00-520220</a>	LEGAL FEES	871.88	1,704.37	-832.49	-95.48%	871.88	1,704.37	-832.49	-95.48%
<a href="#">02-11-00-520222</a>	SUBSCRIPTIONS	0.00	14.99	-14.99	0.00%	0.00	14.99	-14.99	0.00%
<a href="#">02-11-00-520223</a>	DUES	337.50	0.00	337.50	100.00%	2,302.00	1,935.00	367.00	15.94%
<a href="#">02-11-00-520250</a>	MISCELLANEOUS	230.00	200.00	30.00	13.04%	230.00	400.00	-170.00	-73.91%
<a href="#">02-11-00-520255</a>	MISCELLANEOUS BANK CHARGES	5,078.51	4,716.81	361.70	7.12%	25,105.73	22,612.52	2,493.21	9.93%
<a href="#">02-11-00-520265</a>	IT SERVICE	2,608.00	1,558.00	1,050.00	40.26%	4,166.00	4,824.00	-658.00	-15.79%
<a href="#">02-11-00-520574</a>	POSTAGE	5,440.00	310.00	5,130.00	94.30%	5,440.00	9,710.00	-4,270.00	-78.49%

Prior-Year Comparative Income Statement July 2023

For the Period Ending 07/31/2023

		2022-2023	2023-2024	July Variance		2022-2023	2023-2024	YTD Variance	
		July Activity	July Activity	Favorable / (Unfavorable)	Variance %	YTD Activity	YTD Activity	Favorable / (Unfavorable)	Variance %
<a href="#">02-11-00-530250</a>	MISCELLANEOUS	0.00	0.00	0.00	0.00%	0.00	152.50	-152.50	0.00%
<a href="#">02-11-00-530260</a>	GAS & DIESEL FUEL	452.01	0.00	452.01	100.00%	946.87	0.00	946.87	100.00%
<a href="#">02-11-00-530318</a>	SAFETY EQUIPMENT	250.74	-25.00	275.74	109.97%	3,928.92	116.75	3,812.17	97.03%
<a href="#">02-11-00-530353</a>	CUSTODIAL SUPPLIES	1,928.88	2,801.00	-872.12	-45.21%	8,105.75	8,548.49	-442.74	-5.46%
<a href="#">02-11-00-530360</a>	PUBLIC INFORMATION SUPPLIES	2,700.36	2,985.16	-284.80	-10.55%	7,522.38	9,731.56	-2,209.18	-29.37%
<a href="#">02-11-00-530365</a>	ADVERTISING	396.00	522.01	-126.01	-31.82%	1,926.00	1,877.01	48.99	2.54%
<a href="#">02-11-00-530395</a>	PRINTING	773.20	426.18	347.02	44.88%	21,322.80	24,365.74	-3,042.94	-14.27%
<a href="#">02-11-00-530425</a>	COFFEE	120.17	75.48	44.69	37.19%	120.17	281.83	-161.66	-134.53%
<a href="#">02-11-00-530553</a>	OFFICE SUPPLIES	1,709.94	349.06	1,360.88	79.59%	2,323.78	2,112.68	211.10	9.08%
<a href="#">02-11-00-530560</a>	OFFICE EQUIPMENT	0.00	723.55	-723.55	0.00%	0.00	723.55	-723.55	0.00%
<a href="#">02-11-00-530563</a>	COMPUTERS	0.00	705.34	-705.34	0.00%	0.00	835.32	-835.32	0.00%
<a href="#">02-11-00-530694</a>	UNIFORMS	403.43	336.00	67.43	16.71%	835.43	383.00	452.43	54.16%
<a href="#">02-11-00-540507</a>	INSURANCE/HEALTH	11,837.10	50,886.70	-39,049.60	-329.89%	73,130.04	87,745.13	-14,615.09	-19.99%
<a href="#">02-11-00-570028</a>	FURNITURE/FIXTURES	10,130.78	0.00	10,130.78	100.00%	10,237.94	0.00	10,237.94	100.00%
<a href="#">02-11-00-570250</a>	MISCELLANEOUS	1,214.63	138.00	1,076.63	88.64%	1,607.10	556.12	1,050.98	65.40%
<a href="#">02-11-00-570574</a>	DONATIONS	50.00	0.00	50.00	100.00%	50.00	0.00	50.00	100.00%
<a href="#">02-11-00-570676</a>	MEETINGS/CONFERENCES	0.00	0.00	0.00	0.00%	34.01	95.54	-61.53	-180.92%
<a href="#">02-11-00-570677</a>	TRAVELING EXPENSE	309.93	989.55	-679.62	-219.28%	868.29	1,482.21	-613.92	-70.70%
<a href="#">02-11-00-570960</a>	CASH OVER/SHORT	-2.00	0.00	-2.00	-100.00%	-2.00	3.36	-5.36	-268.00%
<a href="#">02-14-00-510008</a>	CLERICAL-PART TIME	742.52	823.03	-80.51	-10.84%	2,094.85	2,453.55	-358.70	-17.12%
<a href="#">02-14-00-510074</a>	PARK POLICE CHIEF	2,297.54	2,435.33	-137.79	-6.00%	6,787.40	7,237.09	-449.69	-6.63%
<a href="#">02-14-00-510075</a>	P.T. POLICE	4,471.72	4,165.01	306.71	6.86%	14,281.42	12,670.25	1,611.17	11.28%
<a href="#">02-14-00-510076</a>	F.T. POLICE	1,615.51	1,869.35	-253.84	-15.71%	2,476.54	5,589.04	-3,112.50	-125.68%
<a href="#">02-62-00-501209</a>	ADULT FITNESS SALARIES & WAGES	2,183.32	2,198.92	-15.60	-0.71%	6,863.09	7,524.01	-660.92	-9.63%
<a href="#">02-62-00-501328</a>	SENIOR FITNESS SALARIES & WAGES	508.00	560.25	-52.25	-10.29%	1,533.75	1,707.75	-174.00	-11.34%
<a href="#">02-62-00-502207</a>	CONTRACTUAL DANCE CLASSES CONT...	0.00	604.80	-604.80	0.00%	476.00	604.80	-128.80	-27.06%
<a href="#">02-62-00-503209</a>	ADULT FITNESS COMMODITIES	39.33	752.34	-713.01	-1,812.89%	44.30	1,176.81	-1,132.51	-2,556.46%
<a href="#">02-62-20-503430</a>	ADULT VOLLEYBALL COMMODITIES	0.00	0.00	0.00	0.00%	0.00	62.91	-62.91	0.00%
<a href="#">02-63-00-501068</a>	BABYSITTING TRAINING SALARIES & ...	151.25	0.00	151.25	100.00%	151.25	0.00	151.25	100.00%
<a href="#">02-63-00-501133</a>	EDUCATION/PRE-SCHOOL SALARIES &...	2,930.80	3,196.32	-265.52	-9.06%	18,018.28	18,979.23	-960.95	-5.33%
<a href="#">02-63-00-501186</a>	CAMP/YOUNG EXPLORERS SALARIES &...	112,888.23	119,455.12	-6,566.89	-5.82%	192,472.49	223,387.99	-30,915.50	-16.06%
<a href="#">02-63-00-501187</a>	E.T. CAMP SALARIES & WAGES	18,072.99	18,010.18	62.81	0.35%	31,095.04	33,403.66	-2,308.62	-7.42%
<a href="#">02-63-00-501188</a>	JR HIGH & TEEN CAMPS SALARIES & ...	27,936.77	27,413.42	523.35	1.87%	46,332.26	50,561.44	-4,229.18	-9.13%
<a href="#">02-63-00-501217</a>	KIDS FITNESS CLASSES SALARIES & W...	175.00	177.52	-2.52	-1.44%	502.25	230.77	271.48	54.05%
<a href="#">02-63-00-501220</a>	EXTENDED TIME SALARIES & WAGES	8,061.32	10,633.42	-2,572.10	-31.91%	78,776.64	87,549.41	-8,772.77	-11.14%
<a href="#">02-63-00-502133</a>	EDUCATION/PRE-SCHOOL CONTRACT...	966.33	875.69	90.64	9.38%	2,825.82	2,969.19	-143.37	-5.07%
<a href="#">02-63-00-502186</a>	CAMP/YOUNG EXPLORERS CONTRACT...	15,945.46	25,413.78	-9,468.32	-59.38%	25,019.02	29,202.76	-4,183.74	-16.72%
<a href="#">02-63-00-502187</a>	E.T. CAMP CONTRACTUAL SVCS	19.31	4,713.43	-4,694.12	-24,309.27%	1,697.64	4,723.23	-3,025.59	-178.22%
<a href="#">02-63-00-502188</a>	JR HIGH & TEEN CAMPS CONTRACTU...	4,759.35	10,298.87	-5,539.52	-116.39%	9,447.08	15,504.70	-6,057.62	-64.12%
<a href="#">02-63-00-502214</a>	KID ROCK CONTRACTUAL SVCS	952.00	0.00	952.00	100.00%	2,737.00	2,890.00	-153.00	-5.59%
<a href="#">02-63-00-502220</a>	EXTENDED TIME CONTRACTUAL SVCS	10,825.35	18,978.66	-8,153.31	-75.32%	49,975.24	39,596.19	10,379.05	20.77%
<a href="#">02-63-00-502245</a>	GYMNASTICS CONTRACTUAL SVCS	2,230.20	0.00	2,230.20	100.00%	2,230.20	0.00	2,230.20	100.00%

Prior-Year Comparative Income Statement July 2023

For the Period Ending 07/31/2023

		2022-2023	2023-2024	July Variance		2022-2023	2023-2024	YTD Variance	
		July Activity	July Activity	Favorable / (Unfavorable)	Variance %	YTD Activity	YTD Activity	Favorable / (Unfavorable)	Variance %
<a href="#">02-63-00-502276</a>	JR. LEADERS CONTRACTUAL SVCS	0.00	2,700.00	-2,700.00	0.00%	681.69	2,700.00	-2,018.31	-296.07%
<a href="#">02-63-00-502287</a>	YOUTH SPECIALTY CLASSES CONTRAC...	1,164.00	3,268.20	-2,104.20	-180.77%	4,954.00	6,577.20	-1,623.20	-32.77%
<a href="#">02-63-00-503133</a>	EDUCATION/PRE-SCHOOL COMMODIT...	697.49	377.67	319.82	45.85%	3,449.78	2,996.07	453.71	13.15%
<a href="#">02-63-00-503186</a>	CAMP/YOUNG EXPLORERS COMMODI...	2,990.60	3,499.43	-508.83	-17.01%	12,770.46	14,889.65	-2,119.19	-16.59%
<a href="#">02-63-00-503187</a>	E.T. CAMP COMMODITIES	1,016.68	1,033.75	-17.07	-1.68%	2,550.70	2,779.06	-228.36	-8.95%
<a href="#">02-63-00-503188</a>	JR HIGH & TEEN CAMPS COMMODITI...	1,371.89	1,000.56	371.33	27.07%	3,862.09	4,082.21	-220.12	-5.70%
<a href="#">02-63-00-503220</a>	EXTENDED TIME COMMODITIES	604.43	713.62	-109.19	-18.06%	3,616.10	4,519.33	-903.23	-24.98%
<a href="#">02-63-00-503276</a>	JR. LEADERS COMMODITIES	0.00	0.00	0.00	0.00%	0.00	245.00	-245.00	0.00%
<a href="#">02-63-20-502094</a>	YOUTH ATHLETICS CONTRACTUAL SV...	0.00	0.00	0.00	0.00%	9,581.95	12,483.45	-2,901.50	-30.28%
<a href="#">02-63-20-502108</a>	VOLLEYBALL CONTRACTUAL SVCS	1,386.00	2,772.00	-1,386.00	-100.00%	2,217.60	3,950.10	-1,732.50	-78.13%
<a href="#">02-63-20-502420</a>	SKYHAWKS CAMPS CONTRACTUAL SV...	1,627.50	2,841.30	-1,213.80	-74.58%	1,627.50	2,841.30	-1,213.80	-74.58%
<a href="#">02-64-00-501205</a>	ADULT/YOUTH DANCE SALARIES & W...	1,651.44	2,229.50	-578.06	-35.00%	7,763.65	5,564.54	2,199.11	28.33%
<a href="#">02-64-00-501283</a>	HAPKIDO SALARIES & WAGES	276.00	185.25	90.75	32.88%	630.00	770.25	-140.25	-22.26%
<a href="#">02-64-00-501383</a>	THEATER/VOICE SALARIES & WAGES	2,462.50	1,276.54	1,185.96	48.16%	3,970.00	4,181.99	-211.99	-5.34%
<a href="#">02-64-00-502282</a>	SHOTOKAN CONTRACTUAL SVCS	3,567.15	0.00	3,567.15	100.00%	3,567.15	3,603.60	-36.45	-1.02%
<a href="#">02-64-00-502284</a>	ART CLASSES CONTRACTUAL SVCS	437.50	2,116.00	-1,678.50	-383.66%	619.50	2,116.00	-1,496.50	-241.57%
<a href="#">02-64-00-503205</a>	ADULT/YOUTH DANCE COMMODITIES	148.11	2,123.93	-1,975.82	-1,334.02%	1,361.43	4,054.40	-2,692.97	-197.80%
<a href="#">02-64-00-503265</a>	GARDEN PLOTS COMMODITIES	0.00	0.00	0.00	0.00%	172.83	0.00	172.83	100.00%
<a href="#">02-64-00-503283</a>	HAPKIDO COMMODITIES	216.76	41.97	174.79	80.64%	216.76	52.96	163.80	75.57%
<a href="#">02-64-00-503383</a>	THEATER/VOICE COMMODITIES	90.00	1,743.86	-1,653.86	-1,837.62%	1,247.20	2,018.46	-771.26	-61.84%
<a href="#">02-65-00-501466</a>	SENIOR TRIPS SALARIES & WAGES	0.00	180.00	-180.00	0.00%	0.00	537.50	-537.50	0.00%
<a href="#">02-65-00-501469</a>	MISC. SENIOR PROGRAMS SALARIES &...	1,193.84	1,492.13	-298.29	-24.99%	3,396.38	4,327.88	-931.50	-27.43%
<a href="#">02-65-00-502466</a>	SENIOR TRIPS CONTRACTUAL SVCS	3,720.28	2,368.35	1,351.93	36.34%	6,180.99	7,791.04	-1,610.05	-26.05%
<a href="#">02-65-00-502469</a>	MISC. SENIOR PROGRAMS CONTRAC...	98.00	0.00	98.00	100.00%	98.00	0.00	98.00	100.00%
<a href="#">02-65-00-503466</a>	SENIOR TRIPS COMMODITIES	148.42	102.41	46.01	31.00%	148.42	104.39	44.03	29.67%
<a href="#">02-65-00-503469</a>	MISC. SENIOR PROGRAMS COMMODI...	391.92	144.60	247.32	63.10%	438.49	205.85	232.64	53.05%
<a href="#">02-66-00-501121</a>	SON DATE NIGHT SALARIES & WAGES	0.00	0.00	0.00	0.00%	127.50	202.50	-75.00	-58.82%
<a href="#">02-66-00-501128</a>	SEASONAL SPECIAL EVENTS SALARIES...	30.00	0.00	30.00	100.00%	30.00	30.00	0.00	0.00%
<a href="#">02-66-00-502128</a>	SEASONAL SPECIAL EVENTS CONTRAC...	0.00	152.63	-152.63	0.00%	0.00	152.63	-152.63	0.00%
<a href="#">02-66-00-502370</a>	SUMMER CONCERT SERIES CONTRAC...	2,000.00	2,950.00	-950.00	-47.50%	7,200.00	5,850.00	1,350.00	18.75%
<a href="#">02-66-00-503121</a>	SON DATE NIGHT COMMODITIES	0.00	0.00	0.00	0.00%	11.48	58.00	-46.52	-405.23%
<a href="#">02-66-00-503128</a>	SEASONAL SPECIAL EVENTS COMMOD...	1,082.03	5,663.51	-4,581.48	-423.42%	2,446.03	14,836.21	-12,390.18	-506.54%
<a href="#">02-66-00-503370</a>	SUMMER CONCERT SERIES COMMOD...	0.00	0.00	0.00	0.00%	0.00	218.14	-218.14	0.00%
<a href="#">02-68-00-501356</a>	SPRING SOFTBALL SALARIES & WAGES	0.00	0.00	0.00	0.00%	8,456.84	10,571.96	-2,115.12	-25.01%
<a href="#">02-68-00-501357</a>	SUMMER SOFTBALL SALARIES & WAG...	7,167.73	8,115.79	-948.06	-13.23%	10,031.24	12,233.06	-2,201.82	-21.95%
<a href="#">02-68-00-501400</a>	DOG PARK SALARIES & WAGES	0.00	0.00	0.00	0.00%	1,031.90	388.50	643.40	62.35%
<a href="#">02-68-00-502356</a>	SPRING SOFTBALL CONTRACTUAL SVCS	0.00	0.00	0.00	0.00%	0.00	427.00	-427.00	0.00%
<a href="#">02-68-00-502357</a>	SUMMER SOFTBALL CONTRACTUAL S...	0.00	546.00	-546.00	0.00%	0.00	546.00	-546.00	0.00%
<a href="#">02-68-00-503356</a>	SPRING SOFTBALL COMMODITIES	469.00	2,284.40	-1,815.40	-387.08%	2,359.02	4,645.42	-2,286.40	-96.92%
<a href="#">02-68-00-503357</a>	SUMMER SOFTBALL COMMODITIES	628.66	5,216.08	-4,587.42	-729.71%	4,478.66	12,037.56	-7,558.90	-168.78%
<a href="#">02-68-00-503363</a>	SOFTBALL/FALL LEAGUE COMMODITI...	0.00	261.32	-261.32	0.00%	0.00	1,282.81	-1,282.81	0.00%
<a href="#">02-68-00-503400</a>	DOG PARK COMMODITIES	148.62	0.00	148.62	100.00%	611.37	562.50	48.87	7.99%

Prior-Year Comparative Income Statement July 2023

For the Period Ending 07/31/2023

		2022-2023	2023-2024	July Variance		2022-2023	2023-2024	YTD Variance	
		July Activity	July Activity	Favorable / (Unfavorable)	Variance %	YTD Activity	YTD Activity	Favorable / (Unfavorable)	Variance %
<a href="#">02-68-00-510005</a>	SUPT OF PARKS SERVICES	415.60	433.78	-18.18	-4.37%	1,228.84	1,292.25	-63.41	-5.16%
<a href="#">02-68-00-510020</a>	PARK SUPERVISOR	449.94	474.65	-24.71	-5.49%	1,321.51	1,411.61	-90.10	-6.82%
<a href="#">02-68-00-510028</a>	GROUNDS SUPERVISOR	520.28	546.31	-26.03	-5.00%	1,538.44	1,625.91	-87.47	-5.69%
<a href="#">02-68-00-510035</a>	MAINTENANCE STAFF	9,520.68	9,734.87	-214.19	-2.25%	24,352.17	29,406.90	-5,054.73	-20.76%
<a href="#">02-68-00-510057</a>	PART TIME RECREATION	3,220.63	8,708.14	-5,487.51	-170.39%	11,171.89	21,078.47	-9,906.58	-88.67%
<a href="#">02-68-00-510058</a>	PART TIME MAINTENANCE	3,057.45	3,051.36	6.09	0.20%	5,534.73	5,602.28	-67.55	-1.22%
<a href="#">02-68-00-520205</a>	GARBAGE DISPOSAL	615.93	983.81	-367.88	-59.73%	1,221.00	1,688.38	-467.38	-38.28%
<a href="#">02-68-00-520206</a>	ELECTRICITY	685.99	36.41	649.58	94.69%	1,629.04	67.80	1,561.24	95.84%
<a href="#">02-68-00-520208</a>	WATER/SEWER	37.00	0.00	37.00	100.00%	111.00	74.00	37.00	33.33%
<a href="#">02-68-00-520217</a>	SECURITY SYSTEM	0.00	0.00	0.00	0.00%	578.81	0.00	578.81	100.00%
<a href="#">02-68-00-530098</a>	SPECIAL EVENT COMMODITIES	0.00	0.00	0.00	0.00%	0.00	172.20	-172.20	0.00%
<a href="#">02-68-00-530353</a>	CUSTODIAL SUPPLIES	101.48	147.43	-45.95	-45.28%	426.50	446.20	-19.70	-4.62%
<a href="#">02-68-00-530404</a>	BATTING CAGES	257.94	6.99	250.95	97.29%	1,825.06	2,130.96	-305.90	-16.76%
<a href="#">02-68-00-550172</a>	BUILDING/BONCOSKY COMPLEX	0.00	14,035.36	-14,035.36	0.00%	0.00	28,479.47	-28,479.47	0.00%
<a href="#">02-68-00-550177</a>	BUILDING/SUND BALLFIELD COMPLEX	472.22	9,710.77	-9,238.55	-1,956.41%	492.20	11,096.44	-10,604.24	-2,154.46%
<a href="#">02-68-00-550572</a>	GROUNDS/BONCOSKY COMPLEX	0.00	6.44	-6.44	0.00%	2,500.00	62.92	2,437.08	97.48%
<a href="#">02-68-00-550573</a>	GROUNDS/SUND BALLFIELD COMPLEX	0.00	0.00	0.00	0.00%	414.00	0.00	414.00	100.00%
	<b>Expense Total:</b>	<b>438,737.88</b>	<b>551,674.33</b>	<b>-112,936.45</b>	<b>-25.74%</b>	<b>1,169,768.61</b>	<b>1,366,900.82</b>	<b>-197,132.21</b>	<b>-16.85%</b>
	<b>Fund 02 Surplus (Deficit):</b>	<b>-27,324.58</b>	<b>-47,086.79</b>	<b>-19,762.21</b>	<b>-72.32%</b>	<b>661,109.21</b>	<b>781,997.56</b>	<b>120,888.35</b>	<b>18.29%</b>
<b>Fund: 03 - IMRF</b>									
<b>Revenue</b>									
<a href="#">03-11-00-410003</a>	PROPERTY TAX	4,578.28	2,262.15	-2,316.13	-50.59%	206,417.12	152,026.64	-54,390.48	-26.35%
<a href="#">03-11-00-440014</a>	INTEREST--MM/ILLINOIS FUNDS	302.54	1,151.28	848.74	280.54%	644.49	3,350.04	2,705.55	419.80%
<a href="#">03-11-00-440019</a>	INVESTMENT INTEREST - CD'S	55.75	39.77	-15.98	-28.66%	58.42	120.50	62.08	106.26%
	<b>Revenue Total:</b>	<b>4,936.57</b>	<b>3,453.20</b>	<b>-1,483.37</b>	<b>-30.05%</b>	<b>207,120.03</b>	<b>155,497.18</b>	<b>-51,622.85</b>	<b>-24.92%</b>
<b>Expense</b>									
<a href="#">03-11-00-520236</a>	IMRF PARTICIPATING	29,564.74	27,647.18	1,917.56	6.49%	87,634.08	84,160.55	3,473.53	3.96%
	<b>Expense Total:</b>	<b>29,564.74</b>	<b>27,647.18</b>	<b>1,917.56</b>	<b>6.49%</b>	<b>87,634.08</b>	<b>84,160.55</b>	<b>3,473.53</b>	<b>3.96%</b>
	<b>Fund 03 Surplus (Deficit):</b>	<b>-24,628.17</b>	<b>-24,193.98</b>	<b>434.19</b>	<b>1.76%</b>	<b>119,485.95</b>	<b>71,336.63</b>	<b>-48,149.32</b>	<b>-40.30%</b>
<b>Fund: 04 - LIABILITY</b>									
<b>Revenue</b>									
<a href="#">04-11-00-410003</a>	PROPERTY TAX	1,852.35	1,101.40	-750.95	-40.54%	83,515.87	74,019.27	-9,496.60	-11.37%
<a href="#">04-11-00-440014</a>	INTEREST--MM/ILLINOIS FUNDS	169.99	692.87	522.88	307.59%	347.01	2,022.17	1,675.16	482.74%
<a href="#">04-11-00-440019</a>	INVESTMENT INTEREST - CD'S	57.86	41.28	-16.58	-28.66%	60.63	125.06	64.43	106.27%
	<b>Revenue Total:</b>	<b>2,080.20</b>	<b>1,835.55</b>	<b>-244.65</b>	<b>-11.76%</b>	<b>83,923.51</b>	<b>76,166.50</b>	<b>-7,757.01</b>	<b>-9.24%</b>
<b>Expense</b>									
<a href="#">04-11-00-520227</a>	PHYSICAL EXAMINATIONS	0.00	170.00	-170.00	0.00%	170.00	1,140.00	-970.00	-570.59%
<a href="#">04-11-00-540408</a>	INSURANCE/PROPERTY	12,240.32	9,848.82	2,391.50	19.54%	12,240.32	9,848.82	2,391.50	19.54%
<a href="#">04-11-00-540410</a>	INSURANCE/LIABILITY	5,972.58	4,766.14	1,206.44	20.20%	5,972.58	4,766.14	1,206.44	20.20%
<a href="#">04-11-00-540411</a>	INSURANCE/EMPLOYMENT PRACTICES	2,077.50	1,674.08	403.42	19.42%	2,077.50	1,674.08	403.42	19.42%

Prior-Year Comparative Income Statement July 2023

For the Period Ending 07/31/2023

		2022-2023	2023-2024	July Variance		2022-2023	2023-2024	YTD Variance	
		July Activity	July Activity	Favorable / (Unfavorable)	Variance %	YTD Activity	YTD Activity	Favorable / (Unfavorable)	Variance %
<a href="#">04-11-00-540412</a>	INSURANCE/POLLUTION LIABILITY	363.96	288.92	75.04	20.62%	363.96	288.92	75.04	20.62%
<a href="#">04-11-00-540700</a>	WORKER'S COMPENSATION	10,350.98	11,273.70	-922.72	-8.91%	10,350.98	11,273.70	-922.72	-8.91%
<a href="#">04-11-00-540900</a>	DEDUCTIBLE	-1,355.02	0.00	-1,355.02	-100.00%	-1,355.02	0.00	-1,355.02	-100.00%
	<b>Expense Total:</b>	<b>29,650.32</b>	<b>28,021.66</b>	<b>1,628.66</b>	<b>5.49%</b>	<b>29,820.32</b>	<b>28,991.66</b>	<b>828.66</b>	<b>2.78%</b>
	<b>Fund 04 Surplus (Deficit):</b>	<b>-27,570.12</b>	<b>-26,186.11</b>	<b>1,384.01</b>	<b>5.02%</b>	<b>54,103.19</b>	<b>47,174.84</b>	<b>-6,928.35</b>	<b>-12.81%</b>
<b>Fund: 05 - BOND &amp; INTEREST</b>									
<b>Revenue</b>									
<a href="#">05-11-00-410003</a>	PROPERTY TAX	12,535.72	9,581.63	-2,954.09	-23.57%	565,188.36	643,932.28	78,743.92	13.93%
<a href="#">05-11-00-440014</a>	INTEREST--MM/ILLINOIS FUNDS	260.55	1,813.99	1,553.44	596.22%	566.12	5,468.14	4,902.02	865.90%
<a href="#">05-11-00-440019</a>	INVESTMENT INTEREST - CD'S	82.01	58.51	-23.50	-28.66%	85.94	177.27	91.33	106.27%
	<b>Revenue Total:</b>	<b>12,878.28</b>	<b>11,454.13</b>	<b>-1,424.15</b>	<b>-11.06%</b>	<b>565,840.42</b>	<b>649,577.69</b>	<b>83,737.27</b>	<b>14.80%</b>
<b>Expense</b>									
<a href="#">05-11-00-590017</a>	BOND INTEREST	0.00	0.00	0.00	0.00%	47,975.00	132,881.67	-84,906.67	-176.98%
	<b>Expense Total:</b>	<b>0.00</b>	<b>0.00</b>	<b>0.00</b>	<b>0.00%</b>	<b>47,975.00</b>	<b>132,881.67</b>	<b>-84,906.67</b>	<b>-176.98%</b>
	<b>Fund 05 Surplus (Deficit):</b>	<b>12,878.28</b>	<b>11,454.13</b>	<b>-1,424.15</b>	<b>-11.06%</b>	<b>517,865.42</b>	<b>516,696.02</b>	<b>-1,169.40</b>	<b>-0.23%</b>
<b>Fund: 06 - AUDIT</b>									
<b>Revenue</b>									
<a href="#">06-11-00-410003</a>	PROPERTY TAX	296.91	197.40	-99.51	-33.52%	13,386.16	13,266.80	-119.36	-0.89%
<a href="#">06-11-00-440023</a>	OTHER INCOME	7.18	24.15	16.97	236.35%	15.75	69.82	54.07	343.30%
	<b>Revenue Total:</b>	<b>304.09</b>	<b>221.55</b>	<b>-82.54</b>	<b>-27.14%</b>	<b>13,401.91</b>	<b>13,336.62</b>	<b>-65.29</b>	<b>-0.49%</b>
<b>Expense</b>									
<a href="#">06-11-00-520111</a>	AUDIT EXPENSE	0.00	460.00	-460.00	0.00%	0.00	460.00	-460.00	0.00%
	<b>Expense Total:</b>	<b>0.00</b>	<b>460.00</b>	<b>-460.00</b>	<b>0.00%</b>	<b>0.00</b>	<b>460.00</b>	<b>-460.00</b>	<b>0.00%</b>
	<b>Fund 06 Surplus (Deficit):</b>	<b>304.09</b>	<b>-238.45</b>	<b>-542.54</b>	<b>-178.41%</b>	<b>13,401.91</b>	<b>12,876.62</b>	<b>-525.29</b>	<b>-3.92%</b>
<b>Fund: 07 - SPECIAL RECREATION</b>									
<b>Revenue</b>									
<a href="#">07-11-00-410003</a>	PROPERTY TAX	8,013.50	5,539.41	-2,474.09	-30.87%	361,298.94	372,276.16	10,977.22	3.04%
<a href="#">07-11-00-440014</a>	INTEREST--MM/ILLINOIS FUNDS	146.47	628.95	482.48	329.41%	309.14	1,845.25	1,536.11	496.90%
<a href="#">07-11-00-440019</a>	INVESTMENT INTEREST - CD'S	35.47	25.31	-10.16	-28.64%	37.16	76.68	39.52	106.35%
	<b>Revenue Total:</b>	<b>8,195.44</b>	<b>6,193.67</b>	<b>-2,001.77</b>	<b>-24.43%</b>	<b>361,645.24</b>	<b>374,198.09</b>	<b>12,552.85</b>	<b>3.47%</b>
<b>Expense</b>									
<a href="#">07-11-00-510150</a>	INCLUSION	29,323.38	38,180.50	-8,857.12	-30.20%	53,277.83	75,677.29	-22,399.46	-42.04%
<a href="#">07-11-00-570001</a>	NISRA CONTRIBUTION	0.00	0.00	0.00	0.00%	278,978.00	295,718.00	-16,740.00	-6.00%
<a href="#">07-11-00-570200</a>	ADA COMPLIANCE PROJECTS	47,069.08	0.00	47,069.08	100.00%	47,069.08	0.00	47,069.08	100.00%
	<b>Expense Total:</b>	<b>76,392.46</b>	<b>38,180.50</b>	<b>38,211.96</b>	<b>50.02%</b>	<b>379,324.91</b>	<b>371,395.29</b>	<b>7,929.62</b>	<b>2.09%</b>
	<b>Fund 07 Surplus (Deficit):</b>	<b>-68,197.02</b>	<b>-31,986.83</b>	<b>36,210.19</b>	<b>53.10%</b>	<b>-17,679.67</b>	<b>2,802.80</b>	<b>20,482.47</b>	<b>115.85%</b>



Prior-Year Comparative Income Statement July 2023

For the Period Ending 07/31/2023

		2022-2023	2023-2024	July Variance		2022-2023	2023-2024	YTD Variance	
		July Activity	July Activity	Favorable /	Variance %	YTD Activity	YTD Activity	Favorable /	Variance %
				(Unfavorable)				(Unfavorable)	
<b>Fund: 08 - NATURAL HISTORY</b>									
<b>Revenue</b>									
<a href="#">08-11-00-410003</a>	PROPERTY TAX	3,360.23	2,502.84	-857.39	-25.52%	151,500.26	168,202.83	16,702.57	11.02%
<a href="#">08-11-00-430620</a>	NATURE PROGRAMS	1,049.00	1,864.00	815.00	77.69%	5,266.00	8,373.00	3,107.00	59.00%
<a href="#">08-11-00-430636</a>	PALMER HOUSE PROGRAMS	85.00	254.00	169.00	198.82%	514.00	871.00	357.00	69.46%
<a href="#">08-11-00-440014</a>	INTEREST--MM/ILLINOIS FUNDS	96.58	408.92	312.34	323.40%	194.29	1,192.58	998.29	513.81%
<a href="#">08-11-00-440019</a>	INVESTMENT INTEREST - CD'S	38.80	27.69	-11.11	-28.63%	40.68	83.89	43.21	106.22%
<a href="#">08-11-00-440029</a>	DONATIONS/SPONSORSHIPS	160.00	64.00	-96.00	-60.00%	211.50	237.00	25.50	12.06%
	<b>Revenue Total:</b>	<b>4,789.61</b>	<b>5,121.45</b>	<b>331.84</b>	<b>6.93%</b>	<b>157,726.73</b>	<b>178,960.30</b>	<b>21,233.57</b>	<b>13.46%</b>
<b>Expense</b>									
<a href="#">08-11-00-501620</a>	NATURE PROGRAMS SALARIES & WA...	689.55	1,344.22	-654.67	-94.94%	3,557.05	5,219.80	-1,662.75	-46.75%
<a href="#">08-11-00-501636</a>	PALMER HOUSE PROGRAMS SALARIES...	513.75	635.09	-121.34	-23.62%	1,446.20	1,772.24	-326.04	-22.54%
<a href="#">08-11-00-503620</a>	NATURE PROGRAMS COMMODITIES	75.36	197.87	-122.51	-162.57%	180.57	507.69	-327.12	-181.16%
<a href="#">08-11-00-503636</a>	PALMER HOUSE PROGRAMS COMMO...	80.28	51.73	28.55	35.56%	267.97	657.23	-389.26	-145.26%
<a href="#">08-11-00-510046</a>	MANAGER OF NATURAL RESOURCES	4,458.41	4,673.00	-214.59	-4.81%	13,183.25	13,911.68	-728.43	-5.53%
<a href="#">08-11-00-510048</a>	PART-TIME STAFF	3,047.22	2,406.24	640.98	21.03%	8,057.89	6,449.42	1,608.47	19.96%
<a href="#">08-11-00-510053</a>	NATURE CENTER FACILITY SUPERVISOR	3,311.35	3,368.78	-57.43	-1.73%	9,797.46	10,074.81	-277.35	-2.83%
<a href="#">08-11-00-510068</a>	RECREATION SUPERVISOR	3,606.40	3,804.77	-198.37	-5.50%	10,496.12	11,315.12	-819.00	-7.80%
<a href="#">08-11-00-510072</a>	PALMER HOUSE SUPERVISOR	1,567.50	1,339.25	228.25	14.56%	4,503.76	4,691.01	-187.25	-4.16%
<a href="#">08-11-00-510405</a>	FICA/MEDICARE	662.28	1,344.21	-681.93	-102.97%	3,251.62	4,087.71	-836.09	-25.71%
<a href="#">08-11-00-520206</a>	ELECTRICITY	220.10	396.00	-175.90	-79.92%	501.23	742.21	-240.98	-48.08%
<a href="#">08-11-00-520207</a>	HEAT	0.00	59.19	-59.19	0.00%	366.93	344.76	22.17	6.04%
<a href="#">08-11-00-520208</a>	WATER/SEWER	261.59	72.36	189.23	72.34%	384.99	122.82	262.17	68.10%
<a href="#">08-11-00-520209</a>	COMMUNICATION	346.80	317.43	29.37	8.47%	545.34	634.86	-89.52	-16.42%
<a href="#">08-11-00-520255</a>	MISC BANK FEES	115.36	103.66	11.70	10.14%	317.17	235.79	81.38	25.66%
<a href="#">08-11-00-530107</a>	LAND IMPROVEMENT MATERIALS	0.00	0.00	0.00	0.00%	45.76	17.98	27.78	60.71%
<a href="#">08-11-00-530352</a>	NATURALIST'S SUPPLIES	422.05	126.84	295.21	69.95%	836.96	218.21	618.75	73.93%
<a href="#">08-11-00-530353</a>	CUSTODIAL SUPPLIES	169.18	245.70	-76.52	-45.23%	711.01	743.64	-32.63	-4.59%
<a href="#">08-11-00-530364</a>	EXHIBITS	78.94	2,422.59	-2,343.65	-2,968.90%	309.91	2,779.47	-2,469.56	-796.86%
<a href="#">08-11-00-530553</a>	OFFICE SUPPLIES	0.00	55.42	-55.42	0.00%	0.00	55.42	-55.42	0.00%
<a href="#">08-11-00-530694</a>	UNIFORMS	0.00	1,320.19	-1,320.19	0.00%	0.00	1,320.19	-1,320.19	0.00%
<a href="#">08-11-00-530700</a>	ANIMAL CARE/SUPPLIES	59.94	3,113.99	-3,054.05	-5,095.18%	482.19	3,456.93	-2,974.74	-616.92%
<a href="#">08-11-00-530705</a>	GREENHOUSE SUPPLIES	899.86	2,080.40	-1,180.54	-131.19%	4,233.68	3,003.08	1,230.60	29.07%
<a href="#">08-11-00-530710</a>	ENVIRONMENTAL COMMITTEE	1,997.44	0.00	1,997.44	100.00%	2,339.96	0.00	2,339.96	100.00%
<a href="#">08-11-00-530735</a>	SALES TAX	0.00	0.00	0.00	0.00%	170.00	0.00	170.00	100.00%
<a href="#">08-11-00-540237</a>	IMRF NON-PARTICIPATING	653.07	0.00	653.07	100.00%	653.07	0.00	653.07	100.00%
<a href="#">08-11-00-540507</a>	INSURANCE/HEALTH	3,308.68	9,821.08	-6,512.40	-196.83%	13,903.84	16,106.30	-2,202.46	-15.84%
<a href="#">08-11-00-550157</a>	BUILDING/NATURE CENTER	0.00	0.00	0.00	0.00%	9.04	0.00	9.04	100.00%
<a href="#">08-11-00-550562</a>	GROUNDS/NATURE CENTER	0.00	0.00	0.00	0.00%	29.79	0.00	29.79	100.00%
<a href="#">08-11-00-550601</a>	MISCELLANEOUS SUPPLIES	0.00	110.31	-110.31	0.00%	0.00	110.31	-110.31	0.00%

Prior-Year Comparative Income Statement July 2023

For the Period Ending 07/31/2023

		July Variance				YTD Variance			
		2022-2023	2023-2024	Favorable /	Variance %	2022-2023	2023-2024	Favorable /	Variance %
		July Activity	July Activity	(Unfavorable)		YTD Activity	YTD Activity	(Unfavorable)	
<a href="#">08-11-00-570677</a>	TRAVELING EXPENSE	52.66	41.92	10.74	20.39%	175.52	83.84	91.68	52.23%
	Expense Total:	<b>26,597.77</b>	<b>39,452.24</b>	<b>-12,854.47</b>	<b>-48.33%</b>	<b>80,758.28</b>	<b>88,662.52</b>	<b>-7,904.24</b>	<b>-9.79%</b>
	Fund 08 Surplus (Deficit):	<b>-21,808.16</b>	<b>-34,330.79</b>	<b>-12,522.63</b>	<b>-57.42%</b>	<b>76,968.45</b>	<b>90,297.78</b>	<b>13,329.33</b>	<b>17.32%</b>
<b>Fund: 11 - AQUATIC</b>									
<b>Revenue</b>									
<a href="#">11-11-00-420520</a>	BOAT GATE KEYS	3,733.01	3,577.60	-155.41	-4.16%	10,972.12	11,214.82	242.70	2.21%
<a href="#">11-11-00-420521</a>	FISHERMEN'S KEYS	80.10	117.92	37.82	47.22%	220.50	246.18	25.68	11.65%
<a href="#">11-11-00-420525</a>	DRY STORAGE	564.89	485.65	-79.24	-14.03%	1,539.02	1,475.83	-63.19	-4.11%
<a href="#">11-11-00-420540</a>	N.R. ADULT BEACH PASSES	406.12	260.90	-145.22	-35.76%	1,205.36	555.50	-649.86	-53.91%
<a href="#">11-11-00-420541</a>	N.R. YOUTH BEACH PASSES	227.58	196.17	-31.41	-13.80%	534.97	365.99	-168.98	-31.59%
<a href="#">11-11-00-420546</a>	RESIDENT BEACH PASSES	1,357.46	1,434.47	77.01	5.67%	3,979.10	2,923.20	-1,055.90	-26.54%
<a href="#">11-11-00-430165</a>	SAILING INSTRUCTION	1,409.00	824.00	-585.00	-41.52%	3,971.00	3,550.00	-421.00	-10.60%
<a href="#">11-11-00-430266</a>	CARDBOARD BOAT REGATTA	8,400.00	0.00	-8,400.00	-100.00%	8,400.00	0.00	-8,400.00	-100.00%
<a href="#">11-11-00-430375</a>	SWIMMING-LESSONS	16,362.83	16,934.46	571.63	3.49%	29,492.50	33,012.00	3,519.50	11.93%
<a href="#">11-11-00-440021</a>	REIMBURSEMENT	0.00	202.50	202.50	0.00%	0.00	202.50	202.50	0.00%
<a href="#">11-11-00-440602</a>	UNIFORM REIMBURSEMENT	117.00	0.00	-117.00	-100.00%	117.00	0.00	-117.00	-100.00%
<a href="#">11-21-00-420498</a>	RESIDENT DAILY ADMISSION	3,721.00	4,805.00	1,084.00	29.13%	8,167.00	9,102.00	935.00	11.45%
<a href="#">11-21-00-420500</a>	NON RES DAILY ADMISSION/YOUTH	13,332.50	16,061.50	2,729.00	20.47%	23,160.50	27,283.00	4,122.50	17.80%
<a href="#">11-21-00-420501</a>	NON RES DAILY ADMISSION/ADULT	33,527.00	43,157.00	9,630.00	28.72%	58,826.00	69,553.00	10,727.00	18.24%
<a href="#">11-21-00-420505</a>	RESIDENT ADDITIONAL GUESTS	1,576.00	2,212.00	636.00	40.36%	2,908.00	3,236.00	328.00	11.28%
<a href="#">11-21-00-420507</a>	GROUP RENTAL	1,865.00	3,245.00	1,380.00	73.99%	4,363.00	6,559.00	2,196.00	50.33%
<a href="#">11-21-00-420509</a>	DRAGON BOAT RENTAL	0.00	0.00	0.00	0.00%	0.00	6.00	6.00	0.00%
<a href="#">11-21-00-420510</a>	CANOE RENTAL	85.00	479.00	394.00	463.53%	304.00	928.00	624.00	205.26%
<a href="#">11-21-00-420511</a>	ROWBOAT RENTAL	151.00	409.00	258.00	170.86%	383.00	716.00	333.00	86.95%
<a href="#">11-21-00-420512</a>	SAILBOAT RENTAL	508.00	980.00	472.00	92.91%	1,508.00	1,922.00	414.00	27.45%
<a href="#">11-21-00-420514</a>	PADDLE BOAT RENTAL	2,889.00	5,592.00	2,703.00	93.56%	5,492.00	10,493.00	5,001.00	91.06%
<a href="#">11-21-00-420515</a>	KAYAK RENTAL	1,963.00	2,749.00	786.00	40.04%	4,156.00	5,022.00	866.00	20.84%
<a href="#">11-21-00-420516</a>	PADDLE BOARD RENTAL	1,782.00	2,968.00	1,186.00	66.55%	4,478.00	5,150.00	672.00	15.01%
<a href="#">11-21-00-420530</a>	FIREWORKS ADMISSIONS	21,245.00	18,075.00	-3,170.00	-14.92%	21,650.00	19,445.00	-2,205.00	-10.18%
<a href="#">11-21-00-440230</a>	GRATUITY	0.00	0.00	0.00	0.00%	0.00	3.00	3.00	0.00%
<a href="#">11-22-00-420498</a>	RESIDENT DAILY ADMISSION	930.00	944.00	14.00	1.51%	1,720.00	1,658.00	-62.00	-3.60%
<a href="#">11-22-00-420500</a>	NON RES DAILY ADMISSION/YOUTH	787.50	765.00	-22.50	-2.86%	1,129.50	1,390.50	261.00	23.11%
<a href="#">11-22-00-420501</a>	NON RES DAILY ADMISSION/ADULT	2,004.00	1,950.00	-54.00	-2.69%	2,604.00	3,456.00	852.00	32.72%
<a href="#">11-22-00-420505</a>	RESIDENT ADDITIONAL GUESTS	336.00	292.00	-44.00	-13.10%	444.00	412.00	-32.00	-7.21%
<a href="#">11-22-00-420507</a>	GROUP RENTAL	55.00	0.00	-55.00	-100.00%	55.00	0.00	-55.00	-100.00%
	Revenue Total:	<b>119,414.99</b>	<b>128,717.17</b>	<b>9,302.18</b>	<b>7.79%</b>	<b>201,779.57</b>	<b>219,880.52</b>	<b>18,100.95</b>	<b>8.97%</b>
<b>Expense</b>									
<a href="#">11-11-00-501165</a>	BOATING-SAILING INSTRUCTION SAL...	354.20	648.38	-294.18	-83.05%	1,224.01	1,222.82	1.19	0.10%
<a href="#">11-11-00-501375</a>	SWIMMING-INSTRUCTION SALARIES &...	9,162.01	9,345.86	-183.85	-2.01%	11,970.32	10,827.52	1,142.80	9.55%
<a href="#">11-11-00-502375</a>	SWIMMING-INSTRUCTION CONTRAC...	741.00	2,173.00	-1,432.00	-193.25%	741.00	2,173.00	-1,432.00	-193.25%
<a href="#">11-11-00-503375</a>	SWIMMING-INSTRUCTION COMMODI...	59.57	-199.44	259.01	434.80%	1,014.46	520.44	494.02	48.70%

Prior-Year Comparative Income Statement July 2023

For the Period Ending 07/31/2023

		2022-2023	2023-2024	July Variance		2022-2023	2023-2024	YTD Variance	
		July Activity	July Activity	Favorable / (Unfavorable)	Variance %	YTD Activity	YTD Activity	Favorable / (Unfavorable)	Variance %
<a href="#">11-11-00-510020</a>	PARK SUPERVISOR	224.92	237.35	-12.43	-5.53%	660.70	705.83	-45.13	-6.83%
<a href="#">11-11-00-510028</a>	GROUNDS SUPERVISOR	260.14	273.16	-13.02	-5.00%	769.22	812.97	-43.75	-5.69%
<a href="#">11-11-00-510035</a>	MAINTENANCE STAFF	3,453.04	3,486.10	-33.06	-0.96%	10,077.57	10,424.73	-347.16	-3.44%
<a href="#">11-11-00-510058</a>	PART TIME MAINTENANCE	1,528.49	1,525.62	2.87	0.19%	2,767.03	2,800.89	-33.86	-1.22%
<a href="#">11-11-00-510374</a>	INSERVICE TRAINING	2,562.73	2,776.07	-213.34	-8.32%	4,747.97	4,442.21	305.76	6.44%
<a href="#">11-11-00-530200</a>	FIRST AID SUPPLIES	140.78	0.00	140.78	100.00%	1,496.71	1,921.74	-425.03	-28.40%
<a href="#">11-11-00-530220</a>	OFFICE SUPPLIES	207.55	316.88	-109.33	-52.68%	1,987.41	1,801.75	185.66	9.34%
<a href="#">11-11-00-530230</a>	BOAT GATE KEYS	0.00	0.00	0.00	0.00%	462.75	562.50	-99.75	-21.56%
<a href="#">11-11-00-530245</a>	SIGN MATERIALS	200.00	72.00	128.00	64.00%	1,049.59	257.70	791.89	75.45%
<a href="#">11-11-00-530246</a>	BOAT REPAIRS	0.00	466.07	-466.07	0.00%	0.00	466.07	-466.07	0.00%
<a href="#">11-11-00-530270</a>	RESCUE EQUIPMENT	144.13	0.00	144.13	100.00%	1,566.16	4,553.62	-2,987.46	-190.75%
<a href="#">11-11-00-530374</a>	INSERVICE TRAINING	1,240.00	1,113.00	127.00	10.24%	1,240.00	1,113.00	127.00	10.24%
<a href="#">11-11-00-530602</a>	UNIFORMS	278.94	487.95	-209.01	-74.93%	3,134.87	5,764.32	-2,629.45	-83.88%
<a href="#">11-11-00-530645</a>	SPECIAL EVENTS	40.17	0.00	40.17	100.00%	40.17	0.00	40.17	100.00%
<a href="#">11-11-00-570010</a>	BOATS	0.00	0.00	0.00	0.00%	850.23	0.00	850.23	100.00%
<a href="#">11-11-00-570021</a>	BEACH EQUIPMENT	419.94	0.00	419.94	100.00%	419.94	0.00	419.94	100.00%
<a href="#">11-21-00-510019</a>	BEACH MANAGER	13,361.49	10,890.05	2,471.44	18.50%	25,090.03	24,738.19	351.84	1.40%
<a href="#">11-21-00-510021</a>	LIFEGUARDS	28,908.57	33,643.91	-4,735.34	-16.38%	53,637.81	53,557.19	80.62	0.15%
<a href="#">11-21-00-510022</a>	HEAD GUARD	3,762.96	4,060.58	-297.62	-7.91%	5,830.48	7,352.23	-1,521.75	-26.10%
<a href="#">11-21-00-510023</a>	LOT/GATE/BOAT RENTAL STAFF	19,607.97	21,654.48	-2,046.51	-10.44%	38,200.87	39,941.34	-1,740.47	-4.56%
<a href="#">11-21-00-510032</a>	BEACH DIRECTOR	2,651.25	2,741.52	-90.27	-3.40%	7,040.25	6,332.52	707.73	10.05%
<a href="#">11-21-00-520204</a>	WATER TESTING	0.00	0.00	0.00	0.00%	1,300.00	0.00	1,300.00	100.00%
<a href="#">11-21-00-520255</a>	MISCELLANEOUS BANK CHARGES	779.42	1,109.92	-330.50	-42.40%	1,233.66	1,536.35	-302.69	-24.54%
<a href="#">11-21-00-530210</a>	BEACH ACCESSORIES	0.00	0.00	0.00	0.00%	0.00	3,291.20	-3,291.20	0.00%
<a href="#">11-21-00-530515</a>	MISCELLANEOUS	0.00	19.97	-19.97	0.00%	0.00	19.97	-19.97	0.00%
<a href="#">11-21-00-570530</a>	FIREWORKS	43.97	1,537.30	-1,493.33	-3,396.25%	43.97	1,870.32	-1,826.35	-4,153.63%
<a href="#">11-21-00-570960</a>	CASH OVER/SHORT	-158.14	95.96	-254.10	-160.68%	-358.54	299.21	-657.75	-183.45%
<a href="#">11-22-00-510019</a>	BEACH MANAGER	2,885.35	3,503.29	-617.94	-21.42%	4,581.38	5,237.82	-656.44	-14.33%
<a href="#">11-22-00-510021</a>	LIFEGUARDS	7,868.88	8,176.73	-307.85	-3.91%	11,471.03	12,505.70	-1,034.67	-9.02%
<a href="#">11-22-00-520255</a>	MISC BANK CHARGES	62.75	59.62	3.13	4.99%	136.12	112.62	23.50	17.26%
<a href="#">11-22-00-570960</a>	CASH OVER/SHORT	-1.32	0.00	-1.32	-100.00%	-1.32	8.00	-9.32	-706.06%
	<b>Expense Total:</b>	<b>100,790.76</b>	<b>110,215.33</b>	<b>-9,424.57</b>	<b>-9.35%</b>	<b>194,425.85</b>	<b>207,173.77</b>	<b>-12,747.92</b>	<b>-6.56%</b>
	<b>Fund 11 Surplus (Deficit):</b>	<b>18,624.23</b>	<b>18,501.84</b>	<b>-122.39</b>	<b>-0.66%</b>	<b>7,353.72</b>	<b>12,706.75</b>	<b>5,353.03</b>	<b>72.79%</b>
<b>Fund: 12 - FOOD SERVICE</b>									
<b>Revenue</b>									
<a href="#">12-11-01-490003</a>	RESALE-FOOD	11,758.50	13,486.00	1,727.50	14.69%	24,539.50	27,715.00	3,175.50	12.94%
<a href="#">12-11-01-490005</a>	RESALE-CANDY	1,262.00	1,524.00	262.00	20.76%	2,526.00	3,580.00	1,054.00	41.73%
<a href="#">12-11-01-490010</a>	RESALE-ICE CREAM	10,693.00	12,277.50	1,584.50	14.82%	24,933.00	27,075.50	2,142.50	8.59%
<a href="#">12-11-01-490015</a>	RESALE-POP	3,025.00	3,407.00	382.00	12.63%	5,884.00	7,757.00	1,873.00	31.83%
<a href="#">12-11-01-490016</a>	RESALE-BEER	3,981.00	0.00	-3,981.00	-100.00%	3,981.00	0.00	-3,981.00	-100.00%
<a href="#">12-11-04-440230</a>	GRATUITY	0.00	201.25	201.25	0.00%	0.00	719.39	719.39	0.00%

Prior-Year Comparative Income Statement July 2023

For the Period Ending 07/31/2023

		2022-2023	2023-2024	July Variance		2022-2023	2023-2024	YTD Variance	
		July Activity	July Activity	Favorable / (Unfavorable)	Variance %	YTD Activity	YTD Activity	Favorable / (Unfavorable)	Variance %
<a href="#">12-11-04-440544</a>	VENDING COMMISSION	289.00	384.00	95.00	32.87%	1,548.00	1,778.00	230.00	14.86%
<a href="#">12-11-04-490003</a>	RESALE-FOOD	6,227.50	9,289.50	3,062.00	49.17%	30,370.00	27,065.00	-3,305.00	-10.88%
<a href="#">12-11-04-490005</a>	RESALE-CANDY	972.00	1,614.00	642.00	66.05%	4,732.00	4,386.00	-346.00	-7.31%
<a href="#">12-11-04-490010</a>	RESALE-ICE CREAM	0.00	1,088.00	1,088.00	0.00%	0.00	2,574.00	2,574.00	0.00%
<a href="#">12-11-04-490015</a>	RESALE-POP	3,973.00	6,096.00	2,123.00	53.44%	14,006.00	17,192.00	3,186.00	22.75%
<a href="#">12-11-04-490016</a>	RESALE-BEER	1,433.00	1,536.00	103.00	7.19%	6,845.00	5,446.00	-1,399.00	-20.44%
	<b>Revenue Total:</b>	<b>43,614.00</b>	<b>50,903.25</b>	<b>7,289.25</b>	<b>16.71%</b>	<b>119,364.50</b>	<b>125,287.89</b>	<b>5,923.39</b>	<b>4.96%</b>
	<b>Expense</b>								
<a href="#">12-11-01-510045</a>	CONCESSIONS COORDINATOR	428.00	0.00	428.00	100.00%	616.00	0.00	616.00	100.00%
<a href="#">12-11-01-510047</a>	CONCESSIONS STAFF	9,252.78	9,413.51	-160.73	-1.74%	15,737.66	15,508.80	228.86	1.45%
<a href="#">12-11-01-520211</a>	COUPONS	0.00	0.00	0.00	0.00%	13.00	0.00	13.00	100.00%
<a href="#">12-11-01-520255</a>	MISCELLANEOUS BANK CHARGES	379.93	596.71	-216.78	-57.06%	483.23	750.24	-267.01	-55.26%
<a href="#">12-11-01-530003</a>	PRODUCT-FOOD	4,489.79	4,663.21	-173.42	-3.86%	9,890.26	7,828.18	2,062.08	20.85%
<a href="#">12-11-01-530005</a>	PRODUCT-CANDY	579.82	1,699.19	-1,119.37	-193.05%	1,275.70	2,269.30	-993.60	-77.89%
<a href="#">12-11-01-530010</a>	PRODUCT-ICE CREAM	6,387.37	7,068.70	-681.33	-10.67%	13,322.89	11,825.42	1,497.47	11.24%
<a href="#">12-11-01-530015</a>	PRODUCT-POP	1,334.25	1,836.15	-501.90	-37.62%	4,046.85	4,883.87	-837.02	-20.68%
<a href="#">12-11-01-530020</a>	MISC. CONCESSION PRODUCT	0.00	37.76	-37.76	0.00%	0.00	131.93	-131.93	0.00%
<a href="#">12-11-01-530025</a>	PAPER PRODUCTS	673.92	1,147.79	-473.87	-70.32%	1,539.84	1,534.97	4.87	0.32%
<a href="#">12-11-01-530735</a>	SALES TAX	1,942.00	2,074.00	-132.00	-6.80%	2,200.00	2,504.00	-304.00	-13.82%
<a href="#">12-11-01-530741</a>	MISCELLANEOUS SUPPLIES	0.00	19.68	-19.68	0.00%	11.98	149.55	-137.57	-1,148.33%
<a href="#">12-11-01-570030</a>	EQUIPMENT PURCHASE	0.00	0.00	0.00	0.00%	1,895.91	0.00	1,895.91	100.00%
<a href="#">12-11-01-570960</a>	CASH OVER/SHORT	64.86	87.44	-22.58	-34.81%	-233.44	123.36	-356.80	-152.84%
<a href="#">12-11-04-510045</a>	CONCESSIONS COORDINATOR	112.00	0.00	112.00	100.00%	230.00	0.00	230.00	100.00%
<a href="#">12-11-04-510047</a>	CONCESSIONS STAFF	3,080.81	3,962.13	-881.32	-28.61%	11,897.64	12,390.38	-492.74	-4.14%
<a href="#">12-11-04-510051</a>	BEER SALES	555.75	663.00	-107.25	-19.30%	1,282.45	1,303.25	-20.80	-1.62%
<a href="#">12-11-04-510210</a>	GRATUITY	0.00	384.14	-384.14	0.00%	0.00	607.20	-607.20	0.00%
<a href="#">12-11-04-520238</a>	LICENSES	0.00	0.00	0.00	0.00%	0.00	-80.00	80.00	0.00%
<a href="#">12-11-04-520255</a>	MISCELLANEOUS BANK CHARGES	332.60	569.18	-236.58	-71.13%	1,002.36	1,541.95	-539.59	-53.83%
<a href="#">12-11-04-530003</a>	PRODUCT-FOOD	2,070.48	3,056.70	-986.22	-47.63%	10,104.40	12,325.07	-2,220.67	-21.98%
<a href="#">12-11-04-530005</a>	PRODUCT-CANDY	504.71	822.19	-317.48	-62.90%	2,063.03	2,381.18	-318.15	-15.42%
<a href="#">12-11-04-530010</a>	PRODUCT-ICE CREAM	0.00	311.50	-311.50	0.00%	0.00	311.50	-311.50	0.00%
<a href="#">12-11-04-530015</a>	PRODUCT-POP	1,753.87	3,429.89	-1,676.02	-95.56%	6,990.67	10,091.26	-3,100.59	-44.35%
<a href="#">12-11-04-530016</a>	PRODUCT - BEER & ALCOHOL	1,704.60	109.40	1,595.20	93.58%	4,472.20	2,192.10	2,280.10	50.98%
<a href="#">12-11-04-530020</a>	MISC. CONCESSION PRODUCT	185.71	34.47	151.24	81.44%	599.35	233.24	366.11	61.08%
<a href="#">12-11-04-530025</a>	PAPER PRODUCTS	0.00	391.74	-391.74	0.00%	788.38	1,337.38	-549.00	-69.64%
<a href="#">12-11-04-530735</a>	SALES TAX	1,361.00	1,397.00	-36.00	-2.65%	4,005.00	3,838.00	167.00	4.17%
<a href="#">12-11-04-530741</a>	MISCELLANEOUS SUPPLIES	0.00	0.00	0.00	0.00%	0.00	115.60	-115.60	0.00%
<a href="#">12-11-04-530742</a>	CONCESSION EQUIPMENT	0.00	33.89	-33.89	0.00%	0.00	782.89	-782.89	0.00%
<a href="#">12-11-04-570960</a>	CASH OVER/SHORT	0.50	113.50	-113.00	-22,600.00%	-180.60	53.30	-233.90	-129.51%
	<b>Expense Total:</b>	<b>37,194.75</b>	<b>43,922.87</b>	<b>-6,728.12</b>	<b>-18.09%</b>	<b>94,054.76</b>	<b>96,933.92</b>	<b>-2,879.16</b>	<b>-3.06%</b>
	<b>Fund 12 Surplus (Deficit):</b>	<b>6,419.25</b>	<b>6,980.38</b>	<b>561.13</b>	<b>8.74%</b>	<b>25,309.74</b>	<b>28,353.97</b>	<b>3,044.23</b>	<b>12.03%</b>

Prior-Year Comparative Income Statement July 2023

For the Period Ending 07/31/2023

		2022-2023 July Activity	2023-2024 July Activity	July Variance Favorable / (Unfavorable)	Variance %	2022-2023 YTD Activity	2023-2024 YTD Activity	YTD Variance Favorable / (Unfavorable)	Variance %
<b>Fund: 15 - CAPITAL EQUIPMENT REPLACEMENT FUND</b>									
<b>Revenue</b>									
<a href="#">15-11-00-440020</a>	INVESTMENT INTEREST-MONEY MAR...	195.75	703.72	507.97	259.50%	375.68	2,053.68	1,678.00	446.66%
	<b>Revenue Total:</b>	<b>195.75</b>	<b>703.72</b>	<b>507.97</b>	<b>259.50%</b>	<b>375.68</b>	<b>2,053.68</b>	<b>1,678.00</b>	<b>446.66%</b>
<b>Expense</b>									
<a href="#">15-11-00-570090</a>	MACHINERY & EQUIPMENT	0.00	0.00	0.00	0.00%	0.00	141,067.82	-141,067.82	0.00%
	<b>Expense Total:</b>	<b>0.00</b>	<b>0.00</b>	<b>0.00</b>	<b>0.00%</b>	<b>0.00</b>	<b>141,067.82</b>	<b>-141,067.82</b>	<b>0.00%</b>
	<b>Fund 15 Surplus (Deficit):</b>	<b>195.75</b>	<b>703.72</b>	<b>507.97</b>	<b>259.50%</b>	<b>375.68</b>	<b>-139,014.14</b>	<b>-139,389.82</b>	<b>-37,103.34%</b>
<b>Fund: 16 - CAPITAL PROJECTS</b>									
<b>Revenue</b>									
<a href="#">16-11-00-440019</a>	INVESTMENT INTEREST - CD'S	35.36	25.23	-10.13	-28.65%	37.05	76.42	39.37	106.26%
<a href="#">16-11-00-440020</a>	INVESTMENT INTEREST-MONEY MAR...	1,506.58	18,278.36	16,771.78	1,113.24%	3,323.79	54,965.46	51,641.67	1,553.70%
	<b>Revenue Total:</b>	<b>1,541.94</b>	<b>18,303.59</b>	<b>16,761.65</b>	<b>1,087.05%</b>	<b>3,360.84</b>	<b>55,041.88</b>	<b>51,681.04</b>	<b>1,537.74%</b>
<b>Expense</b>									
<a href="#">16-11-00-520212</a>	PROFESSIONAL SERVICES	12,933.77	13,500.00	-566.23	-4.38%	13,722.08	16,860.00	-3,137.92	-22.87%
<a href="#">16-11-00-570022</a>	PLAYGROUNDS	64,517.40	14,368.80	50,148.60	77.73%	182,479.14	14,368.80	168,110.34	92.13%
<a href="#">16-11-00-570023</a>	LIPPOLD PARK	0.00	0.00	0.00	0.00%	13,147.05	0.00	13,147.05	100.00%
<a href="#">16-11-00-570031</a>	MISC. CAPITAL PROJECTS	2,300.00	74,887.90	-72,587.90	-3,156.00%	24,829.25	209,123.59	-184,294.34	-742.25%
<a href="#">16-11-00-570038</a>	VETERAN ACRES	0.00	0.00	0.00	0.00%	95,763.21	0.00	95,763.21	100.00%
<a href="#">16-11-00-570050</a>	MAIN BEACH	0.00	41,649.25	-41,649.25	0.00%	0.00	166,825.75	-166,825.75	0.00%
<a href="#">16-11-00-570090</a>	MACHINERY & EQUIPMENT	0.00	178,206.58	-178,206.58	0.00%	0.00	178,206.58	-178,206.58	0.00%
<a href="#">16-11-00-570091</a>	VEHICLES	0.00	0.00	0.00	0.00%	0.00	0.00	0.00	0.00%
	<b>Expense Total:</b>	<b>79,751.17</b>	<b>322,612.53</b>	<b>-242,861.36</b>	<b>-304.52%</b>	<b>329,940.73</b>	<b>585,384.72</b>	<b>-255,443.99</b>	<b>-77.42%</b>
	<b>Fund 16 Surplus (Deficit):</b>	<b>-78,209.23</b>	<b>-304,308.94</b>	<b>-226,099.71</b>	<b>-289.10%</b>	<b>-326,579.89</b>	<b>-530,342.84</b>	<b>-203,762.95</b>	<b>-62.39%</b>
<b>Fund: 19 - DRIVING RANGE</b>									
<b>Revenue</b>									
<a href="#">19-11-00-440014</a>	INTEREST	92.60	378.32	285.72	308.55%	200.80	1,111.64	910.84	453.61%
<a href="#">19-11-00-440710</a>	DRIVING RANGE	11,176.00	12,823.00	1,647.00	14.74%	25,348.00	36,548.00	11,200.00	44.18%
<a href="#">19-11-00-440713</a>	GROUP LESSONS--SUMMER	0.00	1,450.31	1,450.31	0.00%	307.00	3,168.75	2,861.75	932.17%
<a href="#">19-11-00-440725</a>	MEMBERSHIPS	498.56	427.65	-70.91	-14.22%	1,325.02	1,458.22	133.20	10.05%
<a href="#">19-11-00-440750</a>	MINI GOLF SALES	40,521.50	45,672.00	5,150.50	12.71%	91,028.50	114,454.00	23,425.50	25.73%
<a href="#">19-11-00-440755</a>	MINI GOLF PARTIES	54.90	456.10	401.20	730.78%	952.85	1,035.60	82.75	8.68%
<a href="#">19-11-00-440762</a>	REPLAYS	845.00	174.00	-671.00	-79.41%	1,062.00	588.00	-474.00	-44.63%
<a href="#">19-11-00-490001</a>	RESALE--CONCESSIONS	1,797.60	2,502.90	705.30	39.24%	4,870.15	6,507.40	1,637.25	33.62%
<a href="#">19-11-00-490589</a>	SALES TAX	3.71	0.21	-3.50	-94.34%	7.95	1.41	-6.54	-82.26%
<a href="#">19-11-00-490761</a>	MERCHANDISE SALES	48.22	2.79	-45.43	-94.21%	103.17	18.37	-84.80	-82.19%
	<b>Revenue Total:</b>	<b>55,038.09</b>	<b>63,887.28</b>	<b>8,849.19</b>	<b>16.08%</b>	<b>125,205.44</b>	<b>164,891.39</b>	<b>39,685.95</b>	<b>31.70%</b>
<b>Expense</b>									
<a href="#">19-11-00-510012</a>	ASSISTANT MANAGER	5,386.25	5,010.59	375.66	6.97%	12,646.89	12,654.74	-7.85	-0.06%
<a href="#">19-11-00-510014</a>	PROFESSIONAL LESSONS	0.00	494.50	-494.50	0.00%	0.00	806.63	-806.63	0.00%

Prior-Year Comparative Income Statement July 2023

For the Period Ending 07/31/2023

		2022-2023	2023-2024	July Variance		2022-2023	2023-2024	YTD Variance	
		July Activity	July Activity	Favorable / (Unfavorable)	Variance %	YTD Activity	YTD Activity	Favorable / (Unfavorable)	Variance %
<a href="#">19-11-00-510035</a>	MAINTENANCE STAFF	427.50	803.14	-375.64	-87.87%	2,093.38	2,155.14	-61.76	-2.95%
<a href="#">19-11-00-510061</a>	RANGE ATTENDANT	2,961.65	3,658.29	-696.64	-23.52%	6,633.82	8,933.26	-2,299.44	-34.66%
<a href="#">19-11-00-520205</a>	GARBAGE DISPOSAL	132.89	140.75	-7.86	-5.91%	263.44	282.80	-19.36	-7.35%
<a href="#">19-11-00-520206</a>	ELECTRICITY	0.00	750.02	-750.02	0.00%	1,151.54	1,372.74	-221.20	-19.21%
<a href="#">19-11-00-520208</a>	WATER/SEWER	25.26	31.50	-6.24	-24.70%	39.88	41.08	-1.20	-3.01%
<a href="#">19-11-00-520209</a>	COMMUNICATION	38.01	105.58	-67.57	-177.77%	104.45	211.12	-106.67	-102.13%
<a href="#">19-11-00-520211</a>	COUPONS	5.00	56.00	-51.00	-1,020.00%	5.00	123.00	-118.00	-2,360.00%
<a href="#">19-11-00-520217</a>	SECURITY SYSTEM	0.00	0.00	0.00	0.00%	445.16	235.16	210.00	47.17%
<a href="#">19-11-00-520250</a>	MISCELLANEOUS	0.00	165.28	-165.28	0.00%	100.00	165.28	-65.28	-65.28%
<a href="#">19-11-00-520255</a>	MISCELLANEOUS BANK CHARGES	1,241.35	1,630.11	-388.76	-31.32%	2,002.12	2,499.13	-497.01	-24.82%
<a href="#">19-11-00-530020</a>	MISC. CONCESSION PRODUCT	1,521.96	998.25	523.71	34.41%	2,377.93	2,643.62	-265.69	-11.17%
<a href="#">19-11-00-530107</a>	LAND IMPROVEMENT MATERIALS	0.00	0.00	0.00	0.00%	189.67	0.00	189.67	100.00%
<a href="#">19-11-00-530250</a>	MISCELLANEOUS	45.00	17.98	27.02	60.04%	161.68	72.76	88.92	55.00%
<a href="#">19-11-00-530353</a>	CUSTODIAL SUPPLIES	0.00	0.00	0.00	0.00%	0.00	42.57	-42.57	0.00%
<a href="#">19-11-00-530395</a>	PRINTING	0.00	0.00	0.00	0.00%	45.89	0.00	45.89	100.00%
<a href="#">19-11-00-530401</a>	GOLF BALLS	1,149.10	2,427.27	-1,278.17	-111.23%	2,280.94	3,538.04	-1,257.10	-55.11%
<a href="#">19-11-00-530402</a>	MINI-GOLF	154.42	141.44	12.98	8.41%	244.69	2,425.67	-2,180.98	-891.32%
<a href="#">19-11-00-530694</a>	UNIFORMS	0.00	0.00	0.00	0.00%	0.00	198.79	-198.79	0.00%
<a href="#">19-11-00-530735</a>	SALES TAX	156.00	154.00	2.00	1.28%	228.00	291.00	-63.00	-27.63%
<a href="#">19-11-00-550005</a>	BUILDING REPAIR-CONTRACTUAL	2,394.00	405.00	1,989.00	83.08%	2,945.39	600.00	2,345.39	79.63%
<a href="#">19-11-00-550010</a>	FACILITY REPAIR--MINI-GOLF	30,159.03	0.00	30,159.03	100.00%	71,435.60	99.99	71,335.61	99.86%
<a href="#">19-11-00-560151</a>	BUILDING REPAIR	0.00	69.95	-69.95	0.00%	23.98	69.95	-45.97	-191.70%
<a href="#">19-11-00-560562</a>	GROUNDS MAINTENANCE	0.00	0.00	0.00	0.00%	0.00	316.86	-316.86	0.00%
<a href="#">19-11-00-560673</a>	EQUIPMENT REPAIR	0.00	1,709.08	-1,709.08	0.00%	25.16	1,991.32	-1,966.16	-7,814.63%
<a href="#">19-11-00-560675</a>	EQUIPMENT REPAIR--MINI-GOLF	0.00	217.86	-217.86	0.00%	112.87	290.83	-177.96	-157.67%
<a href="#">19-11-00-560676</a>	FACILITY REPAIR--MINI-GOLF	0.00	-55.07	55.07	0.00%	55.00	16.90	38.10	69.27%
<a href="#">19-11-00-570028</a>	FURNITURE/FIXTURES	1,980.00	0.00	1,980.00	100.00%	1,980.00	350.00	1,630.00	82.32%
<a href="#">19-11-00-570030</a>	EQUIPMENT PURCHASE	0.00	0.00	0.00	0.00%	1,375.61	15,103.80	-13,728.19	-997.97%
<a href="#">19-11-00-570120</a>	FACILITY IMPROVEMENT	0.00	500.00	-500.00	0.00%	0.00	4,800.00	-4,800.00	0.00%
<a href="#">19-11-00-570574</a>	DONATIONS	0.00	0.00	0.00	0.00%	0.00	25.00	-25.00	0.00%
<a href="#">19-11-00-570960</a>	CASH OVER/SHORT	35.43	121.00	-85.57	-241.52%	95.21	177.00	-81.79	-85.90%
	<b>Expense Total:</b>	<b>47,812.85</b>	<b>19,552.52</b>	<b>28,260.33</b>	<b>59.11%</b>	<b>109,063.30</b>	<b>62,534.18</b>	<b>46,529.12</b>	<b>42.66%</b>
	<b>Fund 19 Surplus (Deficit):</b>	<b>7,225.24</b>	<b>44,334.76</b>	<b>37,109.52</b>	<b>513.61%</b>	<b>16,142.14</b>	<b>102,357.21</b>	<b>86,215.07</b>	<b>534.10%</b>

Fund: 20 - RACKET CLUB

Revenue

<a href="#">20-11-00-430385</a>	SUMMER TENNIS	13,712.07	16,180.64	2,468.57	18.00%	28,760.48	29,831.08	1,070.60	3.72%
<a href="#">20-11-00-430386</a>	MCHENRY COUNTY CLASSIC	-7.53	0.00	7.53	100.00%	-7.53	0.00	7.53	100.00%
<a href="#">20-11-00-440019</a>	INVESTMENT INTEREST - CD'S	14.42	10.29	-4.13	-28.64%	15.12	31.17	16.05	106.15%
<a href="#">20-11-00-440020</a>	INVESTMENT INTEREST-MONEY MAR...	67.50	256.44	188.94	279.91%	141.62	745.03	603.41	426.08%
<a href="#">20-11-00-440421</a>	ADVERTISING	82.80	188.28	105.48	127.39%	245.73	558.78	313.05	127.40%
<a href="#">20-11-00-440536</a>	NO SHOW FEES	203.00	220.00	17.00	8.37%	433.00	407.00	-26.00	-6.00%

Prior-Year Comparative Income Statement July 2023

For the Period Ending 07/31/2023

		2022-2023	2023-2024	July Variance		2022-2023	2023-2024	YTD Variance	
		July Activity	July Activity	Favorable / (Unfavorable)	Variance %	YTD Activity	YTD Activity	Favorable / (Unfavorable)	Variance %
<a href="#">20-11-00-440550</a>	INITIATION FEE	900.00	1,125.00	225.00	25.00%	2,175.00	2,450.00	275.00	12.64%
<a href="#">20-11-00-440551</a>	MEMBERSHIP DUES	17,483.00	23,298.00	5,815.00	33.26%	54,676.50	64,452.00	9,775.50	17.88%
<a href="#">20-11-00-440552</a>	OUTDOOR COURT FEES	82.00	156.00	74.00	90.24%	194.00	276.00	82.00	42.27%
<a href="#">20-11-00-440553</a>	PERMANENT COURT TIME	-481.33	-124.44	356.89	74.15%	7,191.62	9,697.65	2,506.03	34.85%
<a href="#">20-11-00-440554</a>	OPEN COURT TIME	2,184.51	3,000.89	816.38	37.37%	11,121.38	12,671.80	1,550.42	13.94%
<a href="#">20-11-00-440556</a>	GUEST FEES	160.00	460.00	300.00	187.50%	980.00	1,550.00	570.00	58.16%
<a href="#">20-11-00-440558</a>	TOURNAMENTS	1,070.00	360.00	-710.00	-66.36%	1,630.00	360.00	-1,270.00	-77.91%
<a href="#">20-11-00-440559</a>	PRACTICE LANE	291.00	476.00	185.00	63.57%	775.00	1,082.25	307.25	39.65%
<a href="#">20-11-00-440564</a>	TRAVEL TEAM MATCH	800.00	0.00	-800.00	-100.00%	1,840.00	0.00	-1,840.00	-100.00%
<a href="#">20-11-00-440566</a>	ADULT EVENTS/ACTIVITIES	20.00	0.00	-20.00	-100.00%	1,205.00	1,500.75	295.75	24.54%
<a href="#">20-11-00-440569</a>	ADULT IN-CLUB LEAGUE	327.00	0.00	-327.00	-100.00%	816.00	0.00	-816.00	-100.00%
<a href="#">20-11-00-440570</a>	TRAVEL TEAM PRACTICE	0.00	0.00	0.00	0.00%	0.00	255.00	255.00	0.00%
<a href="#">20-11-00-440572</a>	PRIVATE LESSONS	4,640.00	4,800.00	160.00	3.45%	36,790.04	34,752.59	-2,037.45	-5.54%
<a href="#">20-11-00-440573</a>	GROUP LESSONS	33,231.40	37,663.96	4,432.56	13.34%	93,592.11	105,707.92	12,115.81	12.95%
<a href="#">20-11-00-440574</a>	JUNIOR EVENTS/ACTIVITIES	0.00	303.30	303.30	0.00%	0.00	303.30	303.30	0.00%
<a href="#">20-11-00-440578</a>	JUNIOR IN-CLUB LEAGUES	600.00	527.31	-72.69	-12.12%	1,656.00	1,434.02	-221.98	-13.40%
<a href="#">20-11-00-440579</a>	FINANCE CHARGES	425.00	375.00	-50.00	-11.76%	275.00	250.00	-25.00	-9.09%
<a href="#">20-11-00-480580</a>	RACKETS	1,120.90	976.00	-144.90	-12.93%	3,775.15	2,611.81	-1,163.34	-30.82%
<a href="#">20-11-00-480581</a>	RACKET STRINGING	1,574.78	1,291.60	-283.18	-17.98%	4,677.97	4,285.16	-392.81	-8.40%
<a href="#">20-11-00-480582</a>	GRIPS/OVERWRAPS	204.35	244.44	40.09	19.62%	688.68	863.27	174.59	25.35%
<a href="#">20-11-00-480583</a>	LADIES CLOTHING	462.76	185.90	-276.86	-59.83%	1,701.40	895.74	-805.66	-47.35%
<a href="#">20-11-00-480584</a>	MEN'S CLOTHING	64.90	49.90	-15.00	-23.11%	222.62	107.78	-114.84	-51.59%
<a href="#">20-11-00-480586</a>	SHOES	897.23	850.46	-46.77	-5.21%	2,619.49	1,524.38	-1,095.11	-41.81%
<a href="#">20-11-00-480589</a>	SALES TAX	511.02	629.38	118.36	23.16%	1,141.03	1,081.11	-59.92	-5.25%
<a href="#">20-11-00-480591</a>	TENNIS BALLS	3,719.33	5,947.71	2,228.38	59.91%	4,681.49	6,927.55	2,246.06	47.98%
<a href="#">20-11-00-480592</a>	TENNIS BAGS	0.00	0.00	0.00	0.00%	85.95	69.95	-16.00	-18.62%
<a href="#">20-11-00-480593</a>	MISC. CLOTHES	19.08	37.85	18.77	98.38%	84.54	97.60	13.06	15.45%
<a href="#">20-11-00-480594</a>	ACCESSORIES	59.75	21.80	-37.95	-63.51%	216.49	155.01	-61.48	-28.40%
<a href="#">20-11-00-480596</a>	DEMO RACKET RENTAL	12.00	24.00	12.00	100.00%	33.00	63.00	30.00	90.91%
<a href="#">20-11-00-490604</a>	VENDING - POP	139.66	201.46	61.80	44.25%	415.76	657.68	241.92	58.19%
<a href="#">20-11-30-440051</a>	RENTAL OF FACILITIES-PICKLEBALL C...	52.00	270.23	218.23	419.67%	819.71	1,824.03	1,004.32	122.52%
<a href="#">20-11-30-440573</a>	GROUP LESSONS-PICKLEBALL	1,872.50	1,725.39	-147.11	-7.86%	4,330.00	5,148.05	818.05	18.89%
	<b>Revenue Total:</b>	<b>86,515.10</b>	<b>101,732.79</b>	<b>15,217.69</b>	<b>17.59%</b>	<b>269,999.35</b>	<b>294,628.46</b>	<b>24,629.11</b>	<b>9.12%</b>
	<b>Expense</b>								
<a href="#">20-11-00-501385</a>	SUMMER TENNIS SALARIES & WAGES	3,109.95	3,981.44	-871.49	-28.02%	5,208.60	6,309.20	-1,100.60	-21.13%
<a href="#">20-11-00-503385</a>	SUMMER TENNIS COMMODITIES	0.00	109.96	-109.96	0.00%	279.89	229.90	49.99	17.86%
<a href="#">20-11-00-510002</a>	SUPT OF BUSINESS SERVICES	471.50	492.17	-20.67	-4.38%	1,398.59	1,466.17	-67.58	-4.83%
<a href="#">20-11-00-510004</a>	MANAGER REC FACILITY SERVICES	2,126.44	2,243.40	-116.96	-5.50%	6,279.04	6,671.72	-392.68	-6.25%
<a href="#">20-11-00-510005</a>	SUPT OF PARKS SERVICES	415.56	433.78	-18.22	-4.38%	1,228.77	1,292.23	-63.46	-5.16%
<a href="#">20-11-00-510007</a>	OFFICE STAFF	1,108.96	1,212.86	-103.90	-9.37%	3,391.63	3,625.40	-233.77	-6.89%
<a href="#">20-11-00-510011</a>	MANAGER	6,582.98	6,853.92	-270.94	-4.12%	19,534.02	20,426.30	-892.28	-4.57%
<a href="#">20-11-00-510015</a>	PUBLIC RELATIONS COORDINATOR	1,084.71	1,136.65	-51.94	-4.79%	3,207.42	3,383.99	-176.57	-5.51%

Prior-Year Comparative Income Statement July 2023

For the Period Ending 07/31/2023

		2022-2023	2023-2024	July Variance		2022-2023	2023-2024	YTD Variance	
		July Activity	July Activity	Favorable / (Unfavorable)	Variance %	YTD Activity	YTD Activity	Favorable / (Unfavorable)	Variance %
<a href="#">20-11-00-510017</a>	ACCOUNTANT	551.30	649.56	-98.26	-17.82%	1,728.59	2,069.84	-341.25	-19.74%
<a href="#">20-11-00-510028</a>	GROUNDS SUPERVISOR	260.15	273.13	-12.98	-4.99%	769.24	812.89	-43.65	-5.67%
<a href="#">20-11-00-510029</a>	ASSOC. PRO LESSONS	17,763.16	17,479.26	283.90	1.60%	52,790.50	56,354.57	-3,564.07	-6.75%
<a href="#">20-11-00-510030</a>	FRONT DESK	7,210.13	7,754.51	-544.38	-7.55%	22,382.25	24,805.83	-2,423.58	-10.83%
<a href="#">20-11-00-510032</a>	TOURNAMENT DIRECTOR	0.00	0.00	0.00	0.00%	109.95	0.00	109.95	100.00%
<a href="#">20-11-00-510034</a>	PRO ADMIN SALARIES	325.50	368.47	-42.97	-13.20%	1,151.16	1,321.66	-170.50	-14.81%
<a href="#">20-11-00-510035</a>	MAINTENANCE STAFF	1,726.38	1,742.93	-16.55	-0.96%	5,038.38	5,211.81	-173.43	-3.44%
<a href="#">20-11-00-510036</a>	DESK/PLAYROOM SUPERVISOR	3,446.40	3,665.82	-219.42	-6.37%	10,107.76	10,939.14	-831.38	-8.23%
<a href="#">20-11-00-510037</a>	RACKET CLUB BUSINESS MGR	1,698.60	1,398.00	300.60	17.70%	5,641.61	5,615.62	25.99	0.46%
<a href="#">20-11-00-510050</a>	RACKET REPAIR	965.00	786.00	179.00	18.55%	2,269.75	2,141.00	128.75	5.67%
<a href="#">20-11-00-510055</a>	TENNIS DIRECTOR	6,361.36	6,646.20	-284.84	-4.48%	18,843.12	19,796.19	-953.07	-5.06%
<a href="#">20-11-00-510065</a>	BUILDING CUSTODIAN	1,463.63	1,365.39	98.24	6.71%	3,557.73	3,517.73	40.00	1.12%
<a href="#">20-11-00-510070</a>	HUMAN RESOURCE MANAGER	465.88	181.73	284.15	60.99%	1,198.56	1,315.56	-117.00	-9.76%
<a href="#">20-11-00-510405</a>	FICA/MEDICARE	4,491.17	4,648.28	-157.11	-3.50%	13,039.48	13,975.24	-935.76	-7.18%
<a href="#">20-11-00-520205</a>	GARBAGE DISPOSAL	407.11	545.87	-138.76	-34.08%	807.60	1,096.35	-288.75	-35.75%
<a href="#">20-11-00-520206</a>	ELECTRICITY	2,352.15	2,549.65	-197.50	-8.40%	4,668.22	5,026.56	-358.34	-7.68%
<a href="#">20-11-00-520207</a>	HEAT	259.36	590.41	-331.05	-127.64%	1,016.52	2,245.93	-1,229.41	-120.94%
<a href="#">20-11-00-520209</a>	COMMUNICATION	299.47	488.57	-189.10	-63.14%	646.61	913.63	-267.02	-41.30%
<a href="#">20-11-00-520212</a>	PROFESSIONAL SERVICES	168.26	0.00	168.26	100.00%	2,810.26	0.00	2,810.26	100.00%
<a href="#">20-11-00-520213</a>	COMPUTER/SOFTWARE EXPENSES	0.00	0.00	0.00	0.00%	2,267.36	3,085.00	-817.64	-36.06%
<a href="#">20-11-00-520214</a>	CLEANING SERVICES	-550.35	818.85	-1,369.20	-248.79%	795.00	1,637.70	-842.70	-106.00%
<a href="#">20-11-00-520215</a>	MAINTENANCE AGREEMENTS	837.90	331.74	506.16	60.41%	3,467.70	2,645.57	822.13	23.71%
<a href="#">20-11-00-520217</a>	SECURITY SYSTEM	0.00	0.00	0.00	0.00%	0.00	790.43	-790.43	0.00%
<a href="#">20-11-00-520226</a>	LAUNDRY/LINENS	509.46	0.00	509.46	100.00%	551.94	54.48	497.46	90.13%
<a href="#">20-11-00-520250</a>	MISCELLANEOUS	200.00	100.00	100.00	50.00%	200.00	200.00	0.00	0.00%
<a href="#">20-11-00-520255</a>	MISCELLANEOUS BANK CHARGES	1,742.58	1,650.88	91.70	5.26%	5,537.82	5,450.02	87.80	1.59%
<a href="#">20-11-00-520581</a>	COLLECTION FEES	0.00	0.00	0.00	0.00%	26.72	247.50	-220.78	-826.27%
<a href="#">20-11-00-530231</a>	PLAYROOM EXPENSE	0.00	0.00	0.00	0.00%	3.00	0.00	3.00	100.00%
<a href="#">20-11-00-530242</a>	FIRST AID/SAFETY	0.00	66.35	-66.35	0.00%	34.76	116.33	-81.57	-234.67%
<a href="#">20-11-00-530365</a>	ADVERTISING	0.00	0.00	0.00	0.00%	0.00	781.39	-781.39	0.00%
<a href="#">20-11-00-530389</a>	LOCKER ROOM SUPPLIES	0.00	119.94	-119.94	0.00%	15.94	450.44	-434.50	-2,725.85%
<a href="#">20-11-00-530397</a>	TROPHIES	0.00	0.00	0.00	0.00%	0.00	283.79	-283.79	0.00%
<a href="#">20-11-00-530460</a>	SUPPLIES-TEACHING & COURTS	68.65	0.00	68.65	100.00%	168.73	4.61	164.12	97.27%
<a href="#">20-11-00-530553</a>	OFFICE SUPPLIES	79.32	125.00	-45.68	-57.59%	79.32	585.86	-506.54	-638.60%
<a href="#">20-11-00-530566</a>	ADULT EVENT EXPENSE	0.00	0.00	0.00	0.00%	304.96	0.00	304.96	100.00%
<a href="#">20-11-00-530573</a>	GROUP LESSONS	4,813.15	3,280.76	1,532.39	31.84%	6,835.21	4,298.16	2,537.05	37.12%
<a href="#">20-11-00-530574</a>	JUNIOR EVENTS	0.00	62.39	-62.39	0.00%	0.00	62.39	-62.39	0.00%
<a href="#">20-11-00-530579</a>	TOURNAMENTS	0.00	0.00	0.00	0.00%	2,065.73	0.00	2,065.73	100.00%
<a href="#">20-11-00-530600</a>	PAPER PRODUCTS	0.00	147.96	-147.96	0.00%	389.36	733.88	-344.52	-88.48%
<a href="#">20-11-00-530605</a>	VENDING - COFFEE	92.62	109.58	-16.96	-18.31%	184.44	558.53	-374.09	-202.82%
<a href="#">20-11-00-530694</a>	UNIFORMS	610.00	694.00	-84.00	-13.77%	610.00	1,099.00	-489.00	-80.16%
<a href="#">20-11-00-540507</a>	INSURANCE/HEALTH	4,971.78	19,841.74	-14,869.96	-299.09%	28,473.26	30,354.66	-1,881.40	-6.61%



Prior-Year Comparative Income Statement July 2023

For the Period Ending 07/31/2023

		2022-2023	2023-2024	July Variance		2022-2023	2023-2024	YTD Variance	
		July Activity	July Activity	Favorable / (Unfavorable)	Variance %	YTD Activity	YTD Activity	Favorable / (Unfavorable)	Variance %
<a href="#">20-11-00-550541</a>	FURNITURE/FIXTURES	0.00	0.00	0.00	0.00%	105.98	11.22	94.76	89.41%
<a href="#">20-11-00-560025</a>	LAND IMPROVEMENT	587.48	2,245.63	-1,658.15	-282.25%	880.24	2,903.39	-2,023.15	-229.84%
<a href="#">20-11-00-560151</a>	BUILDING REPAIR	14.55	216.38	-201.83	-1,387.15%	341.16	216.38	124.78	36.58%
<a href="#">20-11-00-560227</a>	TOOLS/MAINT EQUIPMENT	279.34	287.31	-7.97	-2.85%	565.34	287.31	278.03	49.18%
<a href="#">20-11-00-560248</a>	EQUIPMENT REPAIR	0.00	0.00	0.00	0.00%	753.90	868.90	-115.00	-15.25%
<a href="#">20-11-00-560353</a>	JANITORIAL SUPPLIES	13.99	216.10	-202.11	-1,444.67%	165.07	423.04	-257.97	-156.28%
<a href="#">20-11-00-560562</a>	GROUNDS MAINTENANCE	10,596.40	9,149.30	1,447.10	13.66%	11,343.84	9,533.01	1,810.83	15.96%
<a href="#">20-11-00-570250</a>	MISCELLANEOUS	5.96	27.00	-21.04	-353.02%	14.38	54.10	-39.72	-276.22%
<a href="#">20-11-00-570574</a>	DONATIONS	0.00	32.24	-32.24	0.00%	0.00	82.24	-82.24	0.00%
<a href="#">20-11-00-570676</a>	MEETINGS/CONFERENCES	72.02	0.00	72.02	100.00%	72.02	99.95	-27.93	-38.78%
<a href="#">20-11-00-570677</a>	TRAVELING EXPENSE	0.00	52.40	-52.40	0.00%	0.00	129.69	-129.69	0.00%
<a href="#">20-11-00-580591</a>	TENNIS BALLS	944.13	1,935.96	-991.83	-105.05%	2,451.35	3,173.16	-721.81	-29.45%
<a href="#">20-11-00-580710</a>	LADIES CLOTHING	0.00	1,030.15	-1,030.15	0.00%	726.56	1,745.59	-1,019.03	-140.25%
<a href="#">20-11-00-580712</a>	MEN'S CLOTHING	0.00	0.00	0.00	0.00%	0.00	421.23	-421.23	0.00%
<a href="#">20-11-00-580720</a>	SHOES	1,356.44	0.00	1,356.44	100.00%	5,426.36	0.00	5,426.36	100.00%
<a href="#">20-11-00-580725</a>	RACKETS	273.18	422.51	-149.33	-54.66%	872.87	1,403.77	-530.90	-60.82%
<a href="#">20-11-00-580732</a>	MISC. CLOTHES	0.00	433.90	-433.90	0.00%	0.00	433.90	-433.90	0.00%
<a href="#">20-11-00-580733</a>	ACCESSORIES	0.00	0.00	0.00	0.00%	379.08	437.02	-57.94	-15.28%
<a href="#">20-11-00-580734</a>	GRIPS/OVERWRAPS	174.73	113.88	60.85	34.83%	568.98	461.53	107.45	18.88%
<a href="#">20-11-00-580735</a>	SALES TAX	235.00	187.00	48.00	20.43%	911.00	834.00	77.00	8.45%
<a href="#">20-11-00-580745</a>	RACKET REPAIR SUPPLIES	266.98	478.02	-211.04	-79.05%	1,146.29	1,405.64	-259.35	-22.63%
<a href="#">20-11-30-510029</a>	ASSOC. PRO LESSONS-PICKLEBALL	0.00	535.00	-535.00	0.00%	0.00	895.00	-895.00	0.00%
<a href="#">20-11-30-530460</a>	SUPPLIES-TEACHING & COURTS-PICKL...	0.00	0.00	0.00	0.00%	60.33	297.62	-237.29	-393.32%
<a href="#">20-14-00-510008</a>	CLERICAL-PART TIME	165.01	182.90	-17.89	-10.84%	465.54	545.24	-79.70	-17.12%
<a href="#">20-14-00-510074</a>	PARK POLICE CHIEF	241.84	256.34	-14.50	-6.00%	714.42	761.78	-47.36	-6.63%
<a href="#">20-14-00-510075</a>	P.T. POLICE	993.67	925.59	68.08	6.85%	3,173.42	2,815.64	357.78	11.27%
<a href="#">20-14-00-510076</a>	F.T. POLICE	170.05	196.76	-26.71	-15.71%	260.69	588.31	-327.62	-125.67%
	<b>Expense Total:</b>	<b>94,880.99</b>	<b>113,871.52</b>	<b>-18,990.53</b>	<b>-20.02%</b>	<b>272,515.32</b>	<b>284,832.86</b>	<b>-12,317.54</b>	<b>-4.52%</b>
	<b>Fund 20 Surplus (Deficit):</b>	<b>-8,365.89</b>	<b>-12,138.73</b>	<b>-3,772.84</b>	<b>-45.10%</b>	<b>-2,515.97</b>	<b>9,795.60</b>	<b>12,311.57</b>	<b>489.34%</b>
	<b>Total Surplus (Deficit):</b>	<b>-372,285.19</b>	<b>-620,818.80</b>	<b>-248,533.61</b>	<b>-66.76%</b>	<b>2,239,326.92</b>	<b>2,287,528.92</b>	<b>48,202.00</b>	<b>2.15%</b>

Prior-Year Comparative Income Statement July 2023

For the Period Ending 07/31/2023

Group Summary

Account Typ...	2022-2023 July Activity	2023-2024 July Activity	July Variance Favorable / (Unfavorable)	Variance %	2022-2023 YTD Activity	2023-2024 YTD Activity	YTD Variance Favorable / (Unfavorable)	Variance %
<b>Fund: 01 - CORPORATE</b>								
Revenue	98,714.22	118,593.05	19,878.83	20.14%	2,069,972.61	2,249,873.75	179,901.14	8.69%
Expense	260,543.08	340,916.06	-80,372.98	-30.85%	975,985.57	969,383.63	6,601.94	0.68%
<b>Fund 01 Surplus (Deficit):</b>	<b>-161,828.86</b>	<b>-222,323.01</b>	<b>-60,494.15</b>	<b>-37.38%</b>	<b>1,093,987.04</b>	<b>1,280,490.12</b>	<b>186,503.08</b>	<b>17.05%</b>
<b>Fund: 02 - RECREATION</b>								
Revenue	411,413.30	504,587.54	93,174.24	22.65%	1,830,877.82	2,148,898.38	318,020.56	17.37%
Expense	438,737.88	551,674.33	-112,936.45	-25.74%	1,169,768.61	1,366,900.82	-197,132.21	-16.85%
<b>Fund 02 Surplus (Deficit):</b>	<b>-27,324.58</b>	<b>-47,086.79</b>	<b>-19,762.21</b>	<b>-72.32%</b>	<b>661,109.21</b>	<b>781,997.56</b>	<b>120,888.35</b>	<b>18.29%</b>
<b>Fund: 03 - IMRF</b>								
Revenue	4,936.57	3,453.20	-1,483.37	-30.05%	207,120.03	155,497.18	-51,622.85	-24.92%
Expense	29,564.74	27,647.18	1,917.56	6.49%	87,634.08	84,160.55	3,473.53	3.96%
<b>Fund 03 Surplus (Deficit):</b>	<b>-24,628.17</b>	<b>-24,193.98</b>	<b>434.19</b>	<b>1.76%</b>	<b>119,485.95</b>	<b>71,336.63</b>	<b>-48,149.32</b>	<b>-40.30%</b>
<b>Fund: 04 - LIABILITY</b>								
Revenue	2,080.20	1,835.55	-244.65	-11.76%	83,923.51	76,166.50	-7,757.01	-9.24%
Expense	29,650.32	28,021.66	1,628.66	5.49%	29,820.32	28,991.66	828.66	2.78%
<b>Fund 04 Surplus (Deficit):</b>	<b>-27,570.12</b>	<b>-26,186.11</b>	<b>1,384.01</b>	<b>5.02%</b>	<b>54,103.19</b>	<b>47,174.84</b>	<b>-6,928.35</b>	<b>-12.81%</b>
<b>Fund: 05 - BOND &amp; INTEREST</b>								
Revenue	12,878.28	11,454.13	-1,424.15	-11.06%	565,840.42	649,577.69	83,737.27	14.80%
Expense	0.00	0.00	0.00	0.00%	47,975.00	132,881.67	-84,906.67	-176.98%
<b>Fund 05 Surplus (Deficit):</b>	<b>12,878.28</b>	<b>11,454.13</b>	<b>-1,424.15</b>	<b>-11.06%</b>	<b>517,865.42</b>	<b>516,696.02</b>	<b>-1,169.40</b>	<b>-0.23%</b>
<b>Fund: 06 - AUDIT</b>								
Revenue	304.09	221.55	-82.54	-27.14%	13,401.91	13,336.62	-65.29	-0.49%
Expense	0.00	460.00	-460.00	0.00%	0.00	460.00	-460.00	0.00%
<b>Fund 06 Surplus (Deficit):</b>	<b>304.09</b>	<b>-238.45</b>	<b>-542.54</b>	<b>-178.41%</b>	<b>13,401.91</b>	<b>12,876.62</b>	<b>-525.29</b>	<b>-3.92%</b>
<b>Fund: 07 - SPECIAL RECREATION</b>								
Revenue	8,195.44	6,193.67	-2,001.77	-24.43%	361,645.24	374,198.09	12,552.85	3.47%
Expense	76,392.46	38,180.50	38,211.96	50.02%	379,324.91	371,395.29	7,929.62	2.09%
<b>Fund 07 Surplus (Deficit):</b>	<b>-68,197.02</b>	<b>-31,986.83</b>	<b>36,210.19</b>	<b>53.10%</b>	<b>-17,679.67</b>	<b>2,802.80</b>	<b>20,482.47</b>	<b>115.85%</b>
<b>Fund: 08 - NATURAL HISTORY</b>								
Revenue	4,789.61	5,121.45	331.84	6.93%	157,726.73	178,960.30	21,233.57	13.46%
Expense	26,597.77	39,452.24	-12,854.47	-48.33%	80,758.28	88,662.52	-7,904.24	-9.79%
<b>Fund 08 Surplus (Deficit):</b>	<b>-21,808.16</b>	<b>-34,330.79</b>	<b>-12,522.63</b>	<b>-57.42%</b>	<b>76,968.45</b>	<b>90,297.78</b>	<b>13,329.33</b>	<b>17.32%</b>
<b>Fund: 11 - AQUATIC</b>								
Revenue	119,414.99	128,717.17	9,302.18	7.79%	201,779.57	219,880.52	18,100.95	8.97%
Expense	100,790.76	110,215.33	-9,424.57	-9.35%	194,425.85	207,173.77	-12,747.92	-6.56%
<b>Fund 11 Surplus (Deficit):</b>	<b>18,624.23</b>	<b>18,501.84</b>	<b>-122.39</b>	<b>-0.66%</b>	<b>7,353.72</b>	<b>12,706.75</b>	<b>5,353.03</b>	<b>72.79%</b>

Prior-Year Comparative Income Statement July 2023

For the Period Ending 07/31/2023

Account Typ...	July Variance				YTD Variance			
	2022-2023 July Activity	2023-2024 July Activity	Favorable / (Unfavorable)	Variance %	2022-2023 YTD Activity	2023-2024 YTD Activity	Favorable / (Unfavorable)	Variance %
<b>Fund: 12 - FOOD SERVICE</b>								
Revenue	43,614.00	50,903.25	7,289.25	16.71%	119,364.50	125,287.89	5,923.39	4.96%
Expense	37,194.75	43,922.87	-6,728.12	-18.09%	94,054.76	96,933.92	-2,879.16	-3.06%
<b>Fund 12 Surplus (Deficit):</b>	<b>6,419.25</b>	<b>6,980.38</b>	<b>561.13</b>	<b>8.74%</b>	<b>25,309.74</b>	<b>28,353.97</b>	<b>3,044.23</b>	<b>12.03%</b>
<b>Fund: 15 - CAPITAL EQUIPMENT REPLACEMENT FUND</b>								
Revenue	195.75	703.72	507.97	259.50%	375.68	2,053.68	1,678.00	446.66%
Expense	0.00	0.00	0.00	0.00%	0.00	141,067.82	-141,067.82	0.00%
<b>Fund 15 Surplus (Deficit):</b>	<b>195.75</b>	<b>703.72</b>	<b>507.97</b>	<b>259.50%</b>	<b>375.68</b>	<b>-139,014.14</b>	<b>-139,389.82</b>	<b>-37,103.34%</b>
<b>Fund: 16 - CAPITAL PROJECTS</b>								
Revenue	1,541.94	18,303.59	16,761.65	1,087.05%	3,360.84	55,041.88	51,681.04	1,537.74%
Expense	79,751.17	322,612.53	-242,861.36	-304.52%	329,940.73	585,384.72	-255,443.99	-77.42%
<b>Fund 16 Surplus (Deficit):</b>	<b>-78,209.23</b>	<b>-304,308.94</b>	<b>-226,099.71</b>	<b>-289.10%</b>	<b>-326,579.89</b>	<b>-530,342.84</b>	<b>-203,762.95</b>	<b>-62.39%</b>
<b>Fund: 19 - DRIVING RANGE</b>								
Revenue	55,038.09	63,887.28	8,849.19	16.08%	125,205.44	164,891.39	39,685.95	31.70%
Expense	47,812.85	19,552.52	28,260.33	59.11%	109,063.30	62,534.18	46,529.12	42.66%
<b>Fund 19 Surplus (Deficit):</b>	<b>7,225.24</b>	<b>44,334.76</b>	<b>37,109.52</b>	<b>513.61%</b>	<b>16,142.14</b>	<b>102,357.21</b>	<b>86,215.07</b>	<b>534.10%</b>
<b>Fund: 20 - RACKET CLUB</b>								
Revenue	86,515.10	101,732.79	15,217.69	17.59%	269,999.35	294,628.46	24,629.11	9.12%
Expense	94,880.99	113,871.52	-18,990.53	-20.02%	272,515.32	284,832.86	-12,317.54	-4.52%
<b>Fund 20 Surplus (Deficit):</b>	<b>-8,365.89</b>	<b>-12,138.73</b>	<b>-3,772.84</b>	<b>-45.10%</b>	<b>-2,515.97</b>	<b>9,795.60</b>	<b>12,311.57</b>	<b>489.34%</b>
<b>Total Surplus (Deficit):</b>	<b>-372,285.19</b>	<b>-620,818.80</b>	<b>-248,533.61</b>	<b>-66.76%</b>	<b>2,239,326.92</b>	<b>2,287,528.92</b>	<b>48,202.00</b>	<b>2.15%</b>

**Fund Summary**

Fund	2022-2023	2023-2024	July Variance		2022-2023	2023-2024	YTD Variance	
	July Activity	July Activity	Favorable / (Unfavorable)	Variance %	YTD Activity	YTD Activity	Favorable / (Unfavorable)	Variance %
01 - CORPORATE	-161,828.86	-222,323.01	-60,494.15	-37.38%	1,093,987.04	1,280,490.12	186,503.08	17.05%
02 - RECREATION	-27,324.58	-47,086.79	-19,762.21	-72.32%	661,109.21	781,997.56	120,888.35	18.29%
03 - IMRF	-24,628.17	-24,193.98	434.19	1.76%	119,485.95	71,336.63	-48,149.32	-40.30%
04 - LIABILITY	-27,570.12	-26,186.11	1,384.01	5.02%	54,103.19	47,174.84	-6,928.35	-12.81%
05 - BOND & INTEREST	12,878.28	11,454.13	-1,424.15	-11.06%	517,865.42	516,696.02	-1,169.40	-0.23%
06 - AUDIT	304.09	-238.45	-542.54	-178.41%	13,401.91	12,876.62	-525.29	-3.92%
07 - SPECIAL RECREATION	-68,197.02	-31,986.83	36,210.19	53.10%	-17,679.67	2,802.80	20,482.47	115.85%
08 - NATURAL HISTORY	-21,808.16	-34,330.79	-12,522.63	-57.42%	76,968.45	90,297.78	13,329.33	17.32%
11 - AQUATIC	18,624.23	18,501.84	-122.39	-0.66%	7,353.72	12,706.75	5,353.03	72.79%
12 - FOOD SERVICE	6,419.25	6,980.38	561.13	8.74%	25,309.74	28,353.97	3,044.23	12.03%
15 - CAPITAL EQUIPMENT RE...	195.75	703.72	507.97	259.50%	375.68	-139,014.14	-139,389.82	-37,103.34%
16 - CAPITAL PROJECTS	-78,209.23	-304,308.94	-226,099.71	-289.10%	-326,579.89	-530,342.84	-203,762.95	-62.39%
19 - DRIVING RANGE	7,225.24	44,334.76	37,109.52	513.61%	16,142.14	102,357.21	86,215.07	534.10%
20 - RACKET CLUB	-8,365.89	-12,138.73	-3,772.84	-45.10%	-2,515.97	9,795.60	12,311.57	489.34%
<b>Total Surplus (Deficit):</b>	<b>-372,285.19</b>	<b>-620,818.80</b>	<b>-248,533.61</b>	<b>-66.76%</b>	<b>2,239,326.92</b>	<b>2,287,528.92</b>	<b>48,202.00</b>	<b>2.15%</b>



Crystal Lake Park District, IL

# Prior-Year Comparative Revenue Producing Funds July 2023 Group Summary

For the Period Ending 07/31/2023

Fun...	2022-2023 July Activity	2023-2024 July Activity	July Variance Favorable / (Unfavorable)	Variance %	2022-2023 YTD Activity	2023-2024 YTD Activity	YTD Variance Favorable / (Unfavorable)	Variance %
<b>Revenue</b>								
01 - CORPORATE	98,714.22	118,593.05	19,878.83	20.14%	2,069,972.61	2,249,873.75	179,901.14	8.69%
02 - RECREATION	411,413.30	504,587.54	93,174.24	22.65%	1,830,877.82	2,148,898.38	318,020.56	17.37%
08 - NATURAL HISTORY	4,789.61	5,121.45	331.84	6.93%	157,726.73	178,960.30	21,233.57	13.46%
11 - AQUATIC	119,414.99	128,717.17	9,302.18	7.79%	201,779.57	219,880.52	18,100.95	8.97%
12 - FOOD SERVICE	43,614.00	50,903.25	7,289.25	16.71%	119,364.50	125,287.89	5,923.39	4.96%
19 - DRIVING RANGE	55,038.09	63,887.28	8,849.19	16.08%	125,205.44	164,891.39	39,685.95	31.70%
20 - RACKET CLUB	86,515.10	101,732.79	15,217.69	17.59%	269,999.35	294,628.46	24,629.11	9.12%
<b>Revenue Total:</b>	<b>819,499.31</b>	<b>973,542.53</b>	<b>154,043.22</b>	<b>18.80%</b>	<b>4,774,926.02</b>	<b>5,382,420.69</b>	<b>607,494.67</b>	<b>12.72%</b>
<b>Expense</b>								
01 - CORPORATE	260,543.08	340,916.06	-80,372.98	-30.85%	975,985.57	969,383.63	6,601.94	0.68%
02 - RECREATION	438,737.88	551,674.33	-112,936.45	-25.74%	1,169,768.61	1,366,900.82	-197,132.21	-16.85%
08 - NATURAL HISTORY	26,597.77	39,452.24	-12,854.47	-48.33%	80,758.28	88,662.52	-7,904.24	-9.79%
11 - AQUATIC	100,790.76	110,215.33	-9,424.57	-9.35%	194,425.85	207,173.77	-12,747.92	-6.56%
12 - FOOD SERVICE	37,194.75	43,922.87	-6,728.12	-18.09%	94,054.76	96,933.92	-2,879.16	-3.06%
19 - DRIVING RANGE	47,812.85	19,552.52	28,260.33	59.11%	109,063.30	62,534.18	46,529.12	42.66%
20 - RACKET CLUB	94,880.99	113,871.52	-18,990.53	-20.02%	272,515.32	284,832.86	-12,317.54	-4.52%
<b>Expense Total:</b>	<b>1,006,558.08</b>	<b>1,219,604.87</b>	<b>-213,046.79</b>	<b>-21.17%</b>	<b>2,896,571.69</b>	<b>3,076,421.70</b>	<b>-179,850.01</b>	<b>-6.21%</b>
<b>Total Surplus (Deficit):</b>	<b>-187,058.77</b>	<b>-246,062.34</b>	<b>-59,003.57</b>	<b>-31.54%</b>	<b>1,878,354.33</b>	<b>2,305,998.99</b>	<b>427,644.66</b>	<b>22.77%</b>

**Fund Summary**

Fund	2022-2023		July Variance		2023-2024		YTD Variance	
	July Activity	July Activity	Favorable / (Unfavorable)	Variance %	YTD Activity	YTD Activity	Favorable / (Unfavorable)	Variance %
01 - CORPORATE	-161,828.86	-222,323.01	-60,494.15	-37.38%	1,093,987.04	1,280,490.12	186,503.08	17.05%
02 - RECREATION	-27,324.58	-47,086.79	-19,762.21	-72.32%	661,109.21	781,997.56	120,888.35	18.29%
08 - NATURAL HISTORY	-21,808.16	-34,330.79	-12,522.63	-57.42%	76,968.45	90,297.78	13,329.33	17.32%
11 - AQUATIC	18,624.23	18,501.84	-122.39	-0.66%	7,353.72	12,706.75	5,353.03	72.79%
12 - FOOD SERVICE	6,419.25	6,980.38	561.13	8.74%	25,309.74	28,353.97	3,044.23	12.03%
19 - DRIVING RANGE	7,225.24	44,334.76	37,109.52	513.61%	16,142.14	102,357.21	86,215.07	534.10%
20 - RACKET CLUB	-8,365.89	-12,138.73	-3,772.84	-45.10%	-2,515.97	9,795.60	12,311.57	489.34%
<b>Total Surplus (Deficit):</b>	<b>-187,058.77</b>	<b>-246,062.34</b>	<b>-59,003.57</b>	<b>-31.54%</b>	<b>1,878,354.33</b>	<b>2,305,998.99</b>	<b>427,644.66</b>	<b>22.77%</b>



Photo provided by Bryan Young

Bryan Young and members of the Crystal Lake Parks Initiative Foundation accept the dedication of the Crystal Lake Main Beach bandshell on Aug. 1.

CRYSTAL LAKE

# Foundation looks for way to build ball hockey rink

Group's goal is to complete funding by the end of this year

By MICHELLE MEYER  
mmeyer@shawmedia.com

The bandshell at Crystal Lake Main Beach hosts dozens of events and concerts, a structure made possible by a nonprofit for the Crystal Lake Park District almost 30 years ago.

After years of inactivity, the nonprofit shut down in 2021 and another, called the Crystal Lake Parks Initiative Foundation, started up with a newfound energy.

Two years later, the foundation is looking to keep that energy alive. Last week, the Crystal Lake Main Beach bandshell officially was dedicated to the foundation in an effort to increase awareness among residents.

Their main focus continues to be raising money for a ball hockey rink at Woods Creek Park, President Bryan Young said. Plans to create the park were formed two years ago as the first project for the foundation to take on.

A main catalyst for the foundation's start was the death of 5-year-old AJ Freund in 2019, Young said.

"With AJ's death, it propelled a lot of energy."

According to the U.S. Centers for Disease Control and Prevention, at least 1 in 7 children experienced child abuse or neglect last year. More than 1,700 children died of abuse and neglect in the U.S. in 2020.

The mission of the foundation is to provide safe places for at-risk children and improve all Crystal Lake residents' quality of life. Young said the

parks can enhance security through community engagement that can be made at public parks.

"Parks can create a network of friends," he said.

Young anticipates they will need \$100,000 to start development on the ball hockey rink. His goal is to raise at least \$250,000 by the end of this year. He envisions the rink to have a mix of free and structured access to the park with programming that the park district can create.

The foundation is like an "arm of the park district," Crystal Lake Park District Executive Director Jason Herbster said. The foundation can create projects and add amenities that would otherwise be outside of the park district's budget.

Young has a wish list of projects that the foundation can fund, including a rope course at Shamrock Park and scholarships for summer camps.

The foundation plans on bringing back the Cardboard Regatta event next summer. It's an event where people can build a boat out of cardboard and race it on Crystal Lake. They were not able to host the event this year because of a lack of sponsorship support.

"We are in dire need of sponsorships for the rink and the cardboard regatta," Young said.

He hopes a large funder can bring in a key donation so they can reach their goals.

"That donation will be going a considerably long way for the kids in the area."

See FOUNDATION on page 6

## ROOKIES STIMULUS PLAN

### NOW OPEN IN CRYSTAL LAKE!

# AUGUST INFLATION BUSTER!

# \$1 BURGERS & HOTDOGS

*Dine in only. No coupons. Drink purchase required.*

**ROOKIES**  
ALL-AMERICAN PUB & GRILL

<b>Rookies 1</b> 1545 West Main St. St. Charles 630-531-0481	<b>Rookies 2</b> 2486 Bushwood Dr. Elgin 847-551-9006	<b>Rookies 3</b> 12220 Princeton Dr. (rt 47) Huntley 847-669-8600	
<b>Rookies 4</b> 4607 West Higgins Rd. Hoffman Estates 847-645-0005	<b>Rookies 5</b> 1360 Lake Street Roselle 847-278-1666	<b>Rookies 6</b> 1996 S Kirk Road Geneva 630-402-0468	<b>Rookies 7</b> 172 N Williams St. Crystal Lake 815-893-2030

**NOW OPEN IN CRYSTAL LAKE!**

[www.goodplaceslobe.com](http://www.goodplaceslobe.com)

VIDEO GAMING    BEAUTIFUL NEW PATIOS    OUTDOOR LIVE MUSIC

SM-CLD29443

# 5 THINGS TO DO...

**1 Lakemoor Fest:** Lakemoor Fest will be Friday and Saturday at Morrison Park, 233 Rand Road. Live music, food vendors and a beer tent will be at the park for this community festival.

On Friday, the band GooRoo's will play at 7 p.m. There also will be pro wrestling by POWW Entertainment. Fireworks, a bags tournament and a fishing derby at Lily Lake Launch will be Saturday. Live music will play all day into the night with performances by The Baker Boys, Exit 147 and Indigo Canyon.

There also will be a raffle drawing Saturday for a Polaris Ranger Crew vehicle. Tickets cost \$100 and can be bought ahead of time at Lakemoor Village Hall, 28581 Route 120. All proceeds go to support the Lakemoor Police Department. Visit [facebook.com/friendsoflakemoor](https://facebook.com/friendsoflakemoor) for details.

**2 Celebrate pets at Pawfest:** Animal House's annual Pawfest will be from 11 a.m. to 4 p.m. Saturday at Deicke Park, 11419 Route 47 in Huntley. Vendors and crafters will be at the fest along with live music, a face painter, a caricature artist and a bounce house. Games and raffles also



Scout Richmond of Lakemoor (left) and her sister, Sydney, ride the Tilt-A-Whirl while attending the 2020 Lakemoor Fest in Morrison Park. This year's festival is Friday and Saturday.

will be at the free event.

Meet adoptable dogs from the Animal House shelter and get low-cost vaccines and microchips for your pets.

All dogs must be leashed at all times at the event. Go to [animalhouse-shelter.com/pawfest](https://animalhouse-shelter.com/pawfest) for details.

**3 Car show weekend:** The 32nd annual Indian Uprising car show will be Saturday and Sunday at the Holiday Inn, 800 S. Route 31 in

Crystal Lake.

Hosted by the Cruisin Tigers GTO & All Pontiac Club, the event will feature car awards, speakers and a raffle. The Godfather II GTO and a Firebird Trans Am will be on display. Anyone can register their car for the show for \$30.

The band Generation will perform Saturday and a salute to veterans will take place Sunday. For information, visit [cruisintigers.com/pages/2023-indian-uprising](https://cruisintigers.com/pages/2023-indian-uprising).

**4 Monarchs and music:** Migrate to the Crystal Lake Main Beach on Sunday for a Monarch butterfly fair filled with music, games and art. The free event will be from 12:30 to 4:30 p.m. at the beach, 300 Lakeshore Drive.

Butterfly houses and art from Creative Arts and science activities from the Monarch Coalition will be there along with local bands performing at the beach's band shell. Local nurseries will be at the event to sell pollinator friendly plants.

For details, visit [crystallakeparks.org/special-events](https://crystallakeparks.org/special-events).

**5 Pizza party:** Join Niko's Pointers Saloon, 106 S. State St. in Marengo, for an end-of-summer kids event from 12 to 3 p.m. Sunday.

The restaurant will have a face painter and performances by the magician Chicago Magic Man Adam Sean.

Kids can create their own pizza with a drink for \$12. Call 815-568-7955 to reserve a table and for information.

*• Would you like your event included in this weekly feature? The first step is submitting your events to the Northwest Herald's community calendar at [shawlocal.com/northwest-herald/local-events/](https://shawlocal.com/northwest-herald/local-events/) where they are then considered for inclusion in this feature.*

Catch our new deposit special.

**5.25%** APY<sup>1</sup>

**14-Month Promo CD**

Score big returns with a guaranteed rate!

**advia**  
credit union

Visit [adviacu.org/score](https://adviacu.org/score) or call 844.238.4228, ext. 3610 to learn more.

<sup>1</sup>Annual Percentage Yield. \$500 min. balance. Limited time, subject to change. 14-month promo rate terms to revert to non-promo 12-month terms, upon maturity. No Advantage Plus Rewards incentive may be applied. 14-month promo rate may be opened as a traditional or IRA/Roth CD. See certificate for details. Subject to penalty for early withdrawal. See [adviacu.org/score](https://adviacu.org/score) for details. Federally insured by NCUA.





# 3 boys compete in AAU Junior Olympic Games

Shaw Local News Network

Three Marengo boys participated in the AAU Junior Olympic Games last week, competing in three different karate events and bringing home medals in various categories.

The games were held from Thursday through Sunday in Des Moines, Iowa.

The three Marengo boys were Levi Jerominski, 8, Elijah Lindner, 10, and Lincoln Jerominski, 10, and each competed in Kata, Kobudo and Kumite events, according to Laura Jerominski, who is Levi's and Lincoln's mother.

Lincoln won a gold medal in Kata for the combined beginner and novice category for 8- to 10-year-olds, Laura Jerominski said. He also won a gold medal in Kumite in the beginner-intermediate light-weight category for 8- to 10-year-olds in the beginner-novice category, she said.

Elijah won gold medals in Kobudo for 8- to 10-year-olds in the beginner-novice category and in Kumite for 8- to 10-year-olds in the beginner-novice, heavy weight category.

Levi won a silver medal in Kumite for 8- to



Photo courtesy of Laura Jerominski

Three Marengo boys competed in the AAU Junior Olympic Games from July 27 to July 30 in Des Moines, Iowa. From left, Sam Leidig, Levi Jerominski, 8; Elijah Lindner, 10; Lincoln Jerominski, 10; and Sensei Rob Bauman.

10-year-olds in the beginner-intermediate, light-weight category and a bronze medal in Kobudo for 7- to 8-year-olds in the beginner-novice category,

Laura Jerominski said.

The three train at Hidden Path Arts, in Marengo, under Sensei Kim Bauman and Sensei Rob Bauman.

## Bird in Johnsburg tested positive for West Nile virus

By MICHELLE MEYER  
mmeyer@shawmedia.com

The McHenry County Department of Health said a blue jay tested positive for West Nile virus last week.

The bird was found dead on Tuesday, July 28, in Johnsburg. It was unclear exactly what caused the bird's death, but there are no obvious external injuries, said Patti Nomm, McHenry County director of environmental health.

The department tests batches of mosquitoes weekly from May through October. So far, no positive results were found in any mosquito.

Nomm said it is "not unexpected" to find West Nile in McHenry County. Residents should take precautions to prevent getting infected by limiting outdoor time during early mornings and evenings, ensuring doors and windows have tight-fitting screens and emptying any stagnant water.

There have been fewer than five human cases of West Nile virus in the past five years, said Susan Karras, McHenry County director of public health nursing. Data shows that there were two cases in 2018. So far, there have been zero human cases this year.

The virus cycles through birds and mosquitoes, Karras said. Humans are "dead end hosts" and cannot transmit the infection.

"Some infected birds can develop very high levels of the virus in their bloodstream and mosquitoes can become infected by biting these infected

birds and passing to other birds," Karras said in an email to the Northwest Herald.

West Nile virus effects on humans can vary from minor symptoms to becoming life-threatening. Many healthy people will only experience a fever, headache or body aches, according to the McHenry County health department.

In serious cases, the virus can develop encephalitis or meningitis, which can cause death. People at high-risk for severe symptoms are over 60 years old and have serious health conditions, the McHenry County health department said in a news release.

The health department tests about five to seven birds a year for the West Nile virus. Birds cannot transmit the virus to humans.

The health department advises using insect repellent with at least 20% DEET, which is a chemical that makes it difficult for bugs to smell humans. Other ingredients such as lemon eucalyptus and picaridin also can be effective against mosquitoes.

Culex mosquitoes, a common type of mosquito found in Illinois, are most likely to carry the virus. They lay eggs in standing water such as clogged gutters, bird baths, abandoned swimming pools and old tires.

Pets can catch West Nile virus from mosquito bites, too, said Maryellen Howell, McHenry County director of veterinary health. She advises talking with a veterinarian about prevention

since human insect repellent like bug spray can be poisonous to animals.

CRYSTAL LAKE PARK DISTRICT PRESENTS OUR MOVIE IN THE PARK

# Caddyshack

FRI AUG 11

MAIN BEACH  
300 LAKESHORE DRIVE

WEAR YOUR CRAZY GOLF ATTIRE!

5:30-8:30 PM  
LIVE MUSIC  
FOOD TRUCKS & BEER TENT  
WHACK A MOLE  
MINI-GOLF...AND MORE!

8:30-10 PM  
CADDYSHACK  
ON LARGE SCREEN



TICKETS  
\$15 PER PERSON  
AGES 21+

LIMITED TICKETS AVAILABLE  
TICKETS INCREASE TO \$20 AT DOOR

RAIN OR SHINE - NO REFUNDS  
NO OUTSIDE FOOD OR BEVERAGE ALLOWED



# CALENDAR OF EVENTS

The following events are taking place in and around McHenry County. Find more local events and enter your own event at [NWHerald.com](http://NWHerald.com).

## JULY 27

- 1 to 2:30 p.m. – **Memory Cafe**, McHenry Township Senior Center, 3519 N. Richmond Road, McHenry. A Memory Cafe is a space for caregivers and their loved ones to socialize, play games, sing and enjoy spending time together. The facilitator is an experienced dementia support group leader and educator. Information: 815-344-3555, [lgeisler@seniorservicesassoc.org](mailto:lgeisler@seniorservicesassoc.org), [seniorservicesassoc.org](http://seniorservicesassoc.org).
- 5 to 8:30 p.m. – **Pearl Street Market & Music in the Park**, Veteran's Memorial Park, 3400 Pearl St., McHenry. The McHenry City Band performs. Continues Thursdays through Sept. 14; market hours are 5 to 7:30 p.m., with concerts from 7 to 8:30 p.m. Information: [business.mchenrychamber.com](http://business.mchenrychamber.com).
- 7 p.m. – **Stage Left Cafe's Trivia Night** on Thursdays, 125 W. Van Buren St., Woodstock. Information: [www.woodstockoperahouse.com](http://www.woodstockoperahouse.com).
- 7:30 p.m. – **Elgin Community College Musical Theatre presents "Jesus Christ Superstar,"** through July 30, ECC Arts Center, 1700 Spartan Drive, Elgin. Times vary. Information: [eccartscenter.org](http://eccartscenter.org).

## JULY 28

- 10 a.m. to 5 p.m. – **Sidewalk sales on the Woodstock Square**, also from 8 a.m. to 5 p.m. July 29. Information: [business.woodstockilchamber.com](http://business.woodstockilchamber.com).
- 10 a.m. to 2 p.m. – **World Relief Donations Drive for Refugees**, Union Special, 1 Union Special Plaza, Huntley. Donate new or gently used furniture and household items to refugee families resettling in the Chicago area. All donations will be brought to World Relief DuPage. Information: 630-537-0599, [earmstrong@wr.org](mailto:earmstrong@wr.org), [tinyurl.com/r3nxau2t](http://tinyurl.com/r3nxau2t).
- 10 a.m. to 12:30 p.m. – **Mah Jongg**, Dorr Township, 1039 Lake Ave., Woodstock. Weekly program by SOAR - Serving Older Adult Residents. See [dorttownship.com/soardorr](http://dorttownship.com/soardorr) to check out all the activities. Information: 815-338-0125, [lauraw@dorttownship.com](mailto:lauraw@dorttownship.com).
- 1 p.m. – **Talk and Tour: How to Create a Successful Pollinator Garden**, Johnsburg Junior High School, 2220 W. Church St., Johnsburg. Free, with registration encouraged. Information: 815-459-0680, [www.crystallakeparks.org](http://www.crystallakeparks.org).
- 6 to 10 p.m. – **Starline 4th Friday**, Starline Factory, 300 W. Front St., Harvard. Fee applies. Juried art show, music, drinks, galleries. Information: 815-943-4805, [info@starlinefactory.com](mailto:info@starlinefactory.com), [starlinefactory.com](http://starlinefactory.com).
- 6:30 to 8 p.m. – **Summer Art Series - Friday Night Concerts**, Village's Communi-

ty Garden Green, 17 E. School Court, Fox Lake. The Bridgeport Ramblers will play Irish pub music, followed Aug. 4 by Chicago OGD playing Motown; with no concert Aug. 11 because of the Mayor's Fish Fry from 4 to 8 p.m. Bring lawn chairs, snacks and blankets for weekly concert. Several Fox Lake restaurants offer discounts for concert attendees. Information: 224-225-1404, [www.foxlake.org/393/Summer-Art-Series](http://www.foxlake.org/393/Summer-Art-Series).- Varied dates – **Joe Diamond**, who's been named America's Greatest Mind Reader, among his varied talents, Emerson and Oliver, 140 Cass St., Woodstock. To guarantee a seat, make a reservation advises the venue. Future dates are Aug. 11 and 26. Check out venue's concert schedule. Information: [emersonoliver.com](http://emersonoliver.com).

## JULY 29

- 8 a.m. to 3 p.m. – **Annual Car Wash fundraiser**, Fox Lake Village Hall, 66 Thillen Drive, Fox Lake. Cheerleaders and parents wash cars to raise funds for Grant Jr. Bulldogs Cheer. Donations accepted. Information: 224-944-8545, [paperalta@icloud.com](mailto:paperalta@icloud.com), [www.grantjrbulldogscheer.org](http://www.grantjrbulldogscheer.org).
- 8 a.m. to 1 p.m. – **Huntley Farmers Market**, through Oct. 14, Town Square, on Coral and Church streets, Huntley. Information: [www.huntley.il.us/departments/village\\_managers\\_office/link.php](http://www.huntley.il.us/departments/village_managers_office/link.php).
- 8 a.m. to 1 p.m. – **Woodstock Summer Farmers Market**, outdoors each Saturday at historic Woodstock Square. Also offered Tuesdays. Check out added activities. Information: [woodstockfarmersmarket.org](http://woodstockfarmersmarket.org).
- 8 a.m. to 1 p.m. – **Farmers Market**, every Saturday through Sept. 30, Depot Park, 90 E. Woodstock St., Crystal Lake. Information: [downtowncl.org](http://downtowncl.org).
- 1 p.m. – **Beer Mile by Huntley Historical Society and Sew Hop'd**, Sew Hop'd Brewery and Taproom, 1 Union Special Plaza, Huntley. Information: [huntleyhistoricalsociety@gmail.com](mailto:huntleyhistoricalsociety@gmail.com), [rungsiup.com/Race/IL/Huntley/TheHuntleyHistoricalSocietySewHopdBeerMile](http://rungsiup.com/Race/IL/Huntley/TheHuntleyHistoricalSocietySewHopdBeerMile).
- 6 to 9 p.m. – **Benton Street Summer Concert Series musical weekends**, also from 2 to 5 p.m. July 30, on Benton Street off the historic Woodstock Square. On July 29, WT Newton and the Gunslingers will perform, followed July 30 by Suit Up! Conceived by Danny Vintage, the entertainment is in the outdoor patio section on Benton Street shared by bars and restaurants, many offering event specials. Information: [dpspeicher86@gmail.com](mailto:dpspeicher86@gmail.com).
- 7 p.m. – **A National Theatre Live broadcast of "Fleabag,"** Woodstock Opera House, 121 Van Buren St., Woodstock. The one-woman show that inspired the BBC's hit TV series "Fleabag" will be broadcast live from London – written and performed by Phoebe Waller-Bridge. Tickets cost \$13, \$8 for students. Information: [www.woodstockoperahouse.com](http://www.woodstockoperahouse.com).
- 7 p.m. – **Forever Simon and Garfunkel**,

Arts on the Green concert presented outdoors by Raue Center For The Arts at St. Mary's Episcopal Church, 210 McHenry Ave., Crystal Lake. It stars award-winning singer-songwriters Sean Altman and Jack Skuller. Next up will be The Dave Matthews Tribute Band at 8 p.m. Aug. 12 in the center. The Raue Center Film Series will screen "Little Things" at 1 p.m. Aug. 13, for ages 13 and older; Q&A features The Nuno Twins and Lauryn Lugo, with The Break's Andy Breen and Ashley Burk. Information: 815-356-9212, [Rauecenter.org](http://Rauecenter.org).- 8 p.m. – **Beyond the Blonde**, Sideouts, 4018 Roberts Road, Island Lake. Band pays tribute to Pink, Gwen Stefani and Lady Gaga. Information: [www.3dsideouts.com](http://www.3dsideouts.com).

## JULY 30

- 7:30 to 10 a.m. – **Crystal Lake Aquathon, benefiting Girls on the Run of Northwest Illinois**, Three Oaks Recreation Area, 5517 Northwest Highway, Crystal Lake. Information: [raceroster.com/events/2023/71577/crystal-lake-aquathon-2023](http://raceroster.com/events/2023/71577/crystal-lake-aquathon-2023).
- 9 a.m. – **Cops N Bobbers Gary Svejcar Fishing Derby**, for ages 5-12, Shamrock Hills, 6204 Hillside Road, Crystal Lake. Free, but registration is required. Information: 815-459-0680, [www.crystallakeparks.org](http://www.crystallakeparks.org).
- 9 a.m. to 1 p.m. – **Weekly Cary Farmers Market**, Cary Metra Station's north lot on Main Street, downtown Cary. Information: [business.carygrovechamber.com](http://business.carygrovechamber.com).
- 9 a.m. to 3:30 p.m. – **McHenry County Coin Club Annual Mid-Summer Coin Show**, Holiday Inn, 800 S. Route 31, Crystal Lake. Free admission. Information: 815-814-1255, [dave.holladay@yahoo.com](mailto:dave.holladay@yahoo.com), Facebook at [tinyurl.com/ycknajn2](http://tinyurl.com/ycknajn2).
- Noon to 3 p.m. – **Taste of Nigeria**, St. Patrick Catholic Church, 3425 Washington St., McHenry. Nigerian food, cultural performances, drum making, face painting, head wraps and more. ImaBridge Africa is a charitable organization dedicated to helping those less fortunate. A Mass begins at 11 a.m. Information: 815-385-0025, [cadams@stpatrickmchenry.org](mailto:cadams@stpatrickmchenry.org), [www.imabridge.org](http://www.imabridge.org).
- 2:30 p.m. – **Rick Lindy and The Wild Ones in outdoor show**, Sideouts, 4018 Roberts Road, Island Lake. Information: [www.3dsideouts.com](http://www.3dsideouts.com).
- 5 to 7 p.m. – **Off Square Music's Sundays on the Square**, through Sept. 3, on the historic Woodstock Square. Cassandra Vohs-Demann & Ken Johnson performing, followed Aug. 6 by Eric Noden and Joe Filisko, and Aug. 13 by Dave Rudolf. Information: [www.woodstockoperahouse.com/operahouse/page/sundays-square-0](http://www.woodstockoperahouse.com/operahouse/page/sundays-square-0).

## JULY 31

- 3 p.m. – **Where's Waldo? celebration and prize drawing**, Read Between The Lines, 111 E. Van Buren St., Woodstock. RSVP at [tinyurl.com/yzhx94tk](http://tinyurl.com/yzhx94tk). Information:

815-206-5967, [www.readbetweenthelines.com](http://www.readbetweenthelines.com).

## AUG. 1

- 8 a.m. – **McHenry County Fair**, celebrating 75th anniversary through Aug. 6, 11900 Country Club Road, Woodstock. Information: 815-338-5315, [www.mchenry-countyfair.com](http://www.mchenry-countyfair.com).
- 2 to 2:30 p.m. – **Principals READ: West Elementary**, Crystal Lake Public Library, 126 W. Paddock St., Crystal Lake. Join the principal and assistant principal as they share stories and celebrate reading. No registration required. On Aug. 2, it features Woods Creek Elementary. Information: 815-459-1687, [crystallake.librarycalendar.com](http://crystallake.librarycalendar.com).
- 3 to 7 p.m. – **Weekly Farmers Market**, Fox Lake Community Garden, 17 E. School St., Fox Lake. Information: [www.foxlake.org](http://www.foxlake.org).
- 5 to 8:30 p.m. – **Moose Lodge Cruise Night**, with music, McHenry Moose Lodge, 3535 N. Richmond Road, Johnsburg. Information: [www.facebook.com/people/Cruise-the-Moose/100057145012043](http://www.facebook.com/people/Cruise-the-Moose/100057145012043).
- 6:30 to 8:30 p.m. – **Coffee with the Chief**, McHenry Public Library, 809 Front St., McHenry. Coffee with Police Chief John Birk will begin with Director of Economic Development Doug Martin. Registration required. Information: 815-385-0036, [mchenry.librarycalendar.com](http://mchenry.librarycalendar.com).
- 7 p.m. – **Concerts in the Park**, Main Beach, 300 Lakeshore Drive, Crystal Lake. Rhythm Rockets will perform big band and swing music, followed Aug. 8 by HiFi Superstar, and Aug. 15 by Jose Valdez & The Mambo All Stars. Free weekly concerts. Food and beverage (beer and wine) and small charcoal grills allowed (no glass). In bad weather, decision to cancel made at 4 p.m.; check weather status at 815-410-4475, ext. 6. Weekly concert food truck schedule online at [www.crystallakeparks.org/special-events](http://www.crystallakeparks.org/special-events). Information: 815-459-0680, ext. 1228, [www.crystallakeparks.org](http://www.crystallakeparks.org).

## AUG. 2

- 6 to 7 p.m. – **Green Drinks McHenry County**, Duke's Alehouse and Kitchen, 110 N. Main St., Crystal Lake. Environmental Defenders of McHenry County's topic: Chicago Region Trees Initiative. Information: [mcdef.org](http://mcdef.org).
- 6 to 8:30 p.m. – **Cary Cruise Nights**, 410 N. First St., Cary. Evening's theme: military, motorcycle, Jeep and truck night. Also features a children's judge night, and business expo. Offered weekly through Aug. 30. Information: [business.carygrovechamber.com](http://business.carygrovechamber.com).
- 7 p.m. – **Theatre 121 Encore! presents the Come Out Singin' karaoke competition**, Wednesdays until Sept. 6, Stage Left Cafe, 125 W. Van Buren St., Woodstock. It started with 20 pre-selected vocalists facing weekly eliminations. Information: [theatre121.org](http://theatre121.org).

# Park district approves purchase of weed harvester for lake

The district hopes the harvester will help decrease the amount of floating plants in the lake

By **MICHELLE MEYER**  
mmeyer@shawmedia.com

The Crystal Lake Park District voted this week to purchase a weed harvester machine that would clear excess Eelgrass in the water.

Eelgrass, a native plant, has been a major problem for residents and users of Crystal Lake for many years. When Eelgrass gets detached from the roots, it floats on the surface and can create a mucky surface when it accumulates.

The Park District reached out to Hey and Associates, a firm that provides ecological consultations, to get expert analysis and suggestions. The firm regularly gives advice to the board to keep the lake healthy.

Hey and Associates Vice President Vince Mosca spoke at the park district meeting Thursday evening about concerns of over-harvesting the lake. He also was skeptical of the overall effectiveness of the machine.

"If you harvest a lot of it, you don't



Boats on Crystal Lake on July 4.

Michelle Meyer

know what you're going to get on the other side," Mosca said. "We're not against this harvester itself, but we're cautious to make sure that you know what you're getting into."

Mosca said that the lake currently has about 25 acres of weeds. The amount of boats in the water could be the main contributor to the problem since motors can chop up the weeds.

"If floaters are really the issue for most folks, we should have a frank conversation on what causes most of the floaters, which we think isn't primarily the lake ecology," Hey and Associates said in an email to the Crystal Lake Park District. "We may

need to figure out a compromise and more aggressive 'boat traffic management plan' to promote better access without the perception that all of West Bay needs to be free of aquatic plants."

Mosca, who has 30 years of experience and a master's degree in ecosystem studies, ultimately recommended that the park district do a trial run with the weed harvester before purchasing it.

Last month, dozens of residents came to the park district meeting in approval for the weed harvester. Resident Tim Parish, who lives on the lake, said that the weeds have gotten "brutal" on the west end.

"It's unbelievable how much the lake has changed," Parish said. "I'm 6 feet 10 inches, I'm up to almost my waist in muck."

The Lake Advisory Committee suggested the purchase of the Eco-Harvester by WeedersDigest.com, which sells for just under \$110,000.

Board President Eric Anderson said that letting the Eelgrass collect at the lake is a safety issue since it can become a thick layer that people and animals can get stuck in. The floating Eelgrass also can clog boat motors.

"We can let the lake turn into a swamp," Anderson said. "Or we can lead and we can be like a Lake Geneva."

Since the harvester was not in this year's budget, the Crystal Lake Park District will use its surplus fund balance to cover the costs, said Crystal Lake Park District Executive Director Jason Herbster. The board voted 4-3 in favor of its purchase.

Herbster said he is looking to purchase the weed harvester "as soon as possible." When the weed harvester actually will be on the lake will depend on machine availability and staff training.



## If You Aren't at Your Last Job ... Why Is Your 401(k)?

At Edward Jones, we can explain options for your 401(k), including leaving the money in your former employer's plan, moving it to your new employer's plan, rolling it over to an Individual Retirement Account (IRA) or cashing out the account subject to tax consequences.

To learn more, call today.




**Jim Wresch**  
Financial Advisor  
1500 Carlemon Dr  
Suite A  
Crystal Lake, IL 60014  
779-220-9146

edwardjones.com  
Member SIPC

**Edward Jones**  
MAKING SENSE OF INVESTING

IRF-1948P-A

# BECKY'S Bikes



## E-BIKES

Crystal Lake (Ridgefield)

815-459-4990

BeckysBikes.com

SM-CL2023148



Shaw Local News Network file photo

William Bock (left) rides the Spider ride with his dad, Billy Bock, during Fiesta Days in 2020 at Peterson Park in McHenry. Fiesta Days is scheduled to start Thursday and run for 11 days.

# 5 THINGS TO DO...

**1 Celebrate Fiesta Days:** McHenry's 75th annual Fiesta Days starts Thursday and continues for 11 days. Peterson Park hosts this weekend's events including carnival rides, free yard games and live music.

A cask and barrel night featuring beer and bourbon tastings will be Thursday. Tickets cost \$65. Live music will be featured all weekend, including performances by LP Vinyl, Classic Rock Experience and Fooz Fighters.

This Sunday will be a free admission day and feature a beach bash that will have activities for the whole family. Other events this weekend include a 5K run, a car show, fireworks and Taste of Fiesta Days food trucks.

For information and to buy tickets, visit [mchenryfiestadays.com](http://mchenryfiestadays.com)

**2 Grab your dancing shoes:** The 38th annual Woodstock Folk Festival will be from noon to 6 p.m. Sunday at the Historic Woodstock Square. More than 10 musicians will perform blues, folk, roots and soul music during this one-day festival.

The lineup includes musicians from around the country, including Mark Dvorak, Nina Ricci, Dean Milano and Deidre McCalla. Musician Jack Williams will perform and be honored with this year's lifetime achievement award.

Admission to the festival is free with a suggested donation of \$30 for individuals and \$40 for families.

In case of rain, the festival will take place at the Unity Spiritual Center of Woodstock, at 225 W. Calhoun St. For details, visit [woodstockfolkfestival.org](http://woodstockfolkfestival.org).

**3 Unplug from technology:** Spend an evening without technology to celebrate Unplug Illinois Day.

Unplug After Dark will be 8 to 10 p.m. Saturday at Veterans Acres in Crystal Lake.

Bring a flashlight to participate in the nighttime scavenger hunt. Scavenger hunt kits will be available at the nature center and the Rotary Building.

Other activities include galaxy crafts, a campfire, music and nature center tours.

The event, at 431 N. Walkup Road, is free and suitable for all ages. For information, call 815-459-0680.

**4 A Day with Thomas the Tank Engine:** The Illinois Railway Museum in Union is hosting Day out with Thomas events Saturday and Sunday. Families can enjoy a 20-minute train ride on a Thomas the Tank Engine train, meet Sir Topham Hatt, and enjoy magic shows and musical performances by the Pied Piper of Percussion.

Train rides are scheduled every 30 minutes from 10 a.m. to 4:30 p.m. Saturday and 10 a.m. to 3:30 p.m. Sunday. Tickets are available online or on-site. The event will continue next weekend, too. For information visit [irm.org](http://irm.org).

**5 Bargain hunt in downtown Crystal Lake:** Merchants and businesses in downtown Crystal Lake will have tables set up outside on the sidewalk with special sales and deals.

The sidewalk sales are Thursday through Saturday on Williams and Brink streets. Some businesses will continue the sales Sunday. For details, visit [downtowncl.org/events/sidewalk-sales](http://downtowncl.org/events/sidewalk-sales).

• Would you like your event included in this weekly feature? The first step is submitting your events to the Northwest Herald's community calendar at [shawlocal.com/northwest-herald/local-events/](http://shawlocal.com/northwest-herald/local-events/) where they are then considered for inclusion in this feature.



72 N. Williams St. (Former Finn McCool's)  
Downtown Crystal Lake [www.rookiespub.com](http://www.rookiespub.com)

# NOW OPEN! HELLO CRYSTAL LAKE!



**OPEN FOR LUNCH**



**ROOFTOP PATIO**

Rookies Crystal Lake FOOD Specials  
(dine in only, No Coupons accepted, drink purchase required)

- **Monday**
  - o Half Price Pizza
  - o 99c wings (bone-in or boneless)
    - Min 4 wings, max 2 sauces
- **Tuesday**
  - o Half Price Burgers
  - o Mini Tacos (min 6)
    - Served with shredded lettuce, cheddar jack, sour cream, salsa
- **Wednesday**
  - o Half Price Gyros
  - o Half Price Saganaki
- **Thursday**
  - o Half Price Italian Beef
    - Add cheese 99c
  - o 99c Chicken Fingers (min 4)
- **Friday**
  - o All you Can Eat Fish Fry 17
  - o Half Price Fish Sandwich
- **Saturday**
  - o Pasta Party
    - Mac & Cheese \$12
    - Chicken Parmesan \$15
    - Chili Mac \$13
- **Sunday**
  - o All you Can Eat Chicken Fingers Basket \$15
  - o 99c wings (bone-in or boneless)
    - Min 4 wings, max 2 sauces

**KITCHEN OPEN LATE**

<b>Rookies 1</b> 1545 West Main St. St. Charles 630-531-0681	<b>Rookies 2</b> 2486 Bushwood Dr. Elgin 847-551-9006	<b>Rookies 3</b> 12220 Princeton Dr. (rt 47) Huntley 847-669-8600	<b>Rookies 4</b> 4607 West Higgins Rd. Hoffman Estates 847-645-0005
<b>Rookies 5</b> 1360 Lake Street Roselle 847-278-1666	<b>Rookies 6</b> 1996 S Kirk Road Geneva 630-402-0468	<b>Rookies 7</b> 72 N. Williams St. Crystal Lake 815-893-2030	



SM-CL20M225

# CALENDAR OF EVENTS

The following events are taking place in and around McHenry County. Find more local events and enter your own event at [NWHerald.com](http://NWHerald.com).

## JULY 13

- Varied times – **Sidewalk Sales**, through July 16, downtown Crystal Lake. Information: [downtowncl.org](http://downtowncl.org).
- 3 p.m. – **The Vietnam Traveling Wall Memorial**, through July 17, McHenry VFW Post 4600, 3002 Route 120, McHenry. Free. Information: [veteranspathtohope.org/the-vietnam-traveling-wall-memorial-july-13-2023](http://veteranspathtohope.org/the-vietnam-traveling-wall-memorial-july-13-2023).
- Varied times – **Fiesta Days running through July 23**, McHenry. Check out the full lineup of activities for the 75th annual event. Information: [mchenryfiestadays.com](http://mchenryfiestadays.com).
- 5 to 8:30 p.m. – **Pearl Street Market & Music in the Park**, Veteran's Memorial Park, 3400 Pearl St., McHenry. Georgia Rae will perform. Continues Thursdays through Sept. 14; market hours are 5 to 7:30 p.m., with concerts from 7 to 8:30 p.m. Information: [business.mchenrychamber.com](http://business.mchenrychamber.com).
- 7 p.m. – **Stage Left Cafe entertainment lineup kicks off with Trivia Night** offered Thursdays, 125 W. Van Buren St., Woodstock. Next up is an open mic at 7 p.m. July 14. Information: [www.woodstockoperahouse.com](http://www.woodstockoperahouse.com).

## JULY 14

- 10 a.m. to noon – **Friday Morning Film Showing: "A Man Called Otto,"** Harvard Diggins Library, 900 E. McKinley St., Harvard. Stars Tom Hanks, and is rated PG-13. Registration required. Information: 815-943-4671, [adultservices@harvard-diggins.org](mailto:adultservices@harvard-diggins.org), [www.harvard-diggins.org](http://www.harvard-diggins.org).
- 2 and 7 p.m. – **"The Spongebob Musical" – Youth Edition**, Woodstock Opera House, 121 W. Van Buren St., Woodstock. Also offered at 2 and 7 p.m. July 15, and at 2 p.m. July 16 by Woodstock Children's Summer Theatre. Information: [www.woodstockoperahouse.com](http://www.woodstockoperahouse.com).
- 6 to 7 p.m. – **Dinosaurs of Antarctica: Planetarium Showcase**, McHenry County College, 8900 Route 14, Crystal Lake. Cost: \$10, with limited seating. Information: [www.mchenry.edu](http://www.mchenry.edu).
- 6:30 to 8 p.m. – **Summer Art Series – Friday Night Concerts**, Village's Community Garden Green, 17 E. School Court, Fox Lake. Shape Shifters will play popular hits. Bring lawn chairs, snacks and blankets for weekly concert. Several Fox Lake restaurants offer discounts for concert attendees. Information: 224-225-1404, [www.foxlake.org/393/Summer-Art-Series](http://www.foxlake.org/393/Summer-Art-Series).
- 8 p.m. – **Hairbangers Ball Outdoor Show**, Sideouts, 4018 Roberts Road, Island Lake. Check out the full lineup of entertainment. Information: [www.3dsideouts.com](http://www.3dsideouts.com).

Information: [www.3dsideouts.com](http://www.3dsideouts.com).

## JULY 15

- 8 a.m. to 1 p.m. – **Huntley Farmers Market**, through Oct. 14, Town Square, on Coral and Church streets, Huntley. Information: [www.huntley.il.us/departments/village\\_managers\\_office/link.php](http://www.huntley.il.us/departments/village_managers_office/link.php).
- 8 a.m. to 1 p.m. – **Woodstock Summer Farmers Market**, outdoors each Saturday at historic Woodstock Square. Also offered Tuesdays. Check out added activities. Information: [woodstockfarmersmarket.org](http://woodstockfarmersmarket.org).
- 8 a.m. to 1 p.m. – **Farmers Market**, every Saturday through Sept. 30, Depot Park, 90 E. Woodstock St., Crystal Lake. Information: [downtowncl.org](http://downtowncl.org).
- Varied dates – **Day Out With Thomas**, also July 16, 22 and 23, Illinois Railway Museum, 7000 Olson Road, Union. Information: [www.irm.org](http://www.irm.org).
- 10 and 11:30 a.m. – **Native Garden Walk**, the Keenan property, 6905 S. Solon Road, McHenry. See more than 150 native species that were planted from seed in what was once a soybean field. The walk is free, with no registration needed. It's offered through The Wildflower Preservation and Propagation Committee. Information: 815-675-2562, [grow@thewppc.org](mailto:grow@thewppc.org), [thewppc.org](http://thewppc.org).
- 10 a.m. – **Summer Sing-A-Long Crystal Lake Strikers**, Woodscreek Park, 1420 Willow Tree Drive, Crystal Lake. Bring a blanket or chair to sit on. Snacks will be available, and Julie Ann's will sell custard. Free program is offered with the library. Information: 815-459-1687, [www.crystallakeparks.org](http://www.crystallakeparks.org).
- Noon – **Nature Explorers: The Wonders of Wave Energy**, for ages 6-12, Nature Center, 330 N. Main St., Crystal Lake. Registration required. Information: 815-459-0680, [jleech@crystallakeparks.org](mailto:jleech@crystallakeparks.org), [www.crystallakeparks.org](http://www.crystallakeparks.org).
- 1 to 5 p.m. – **Blind Flights Outdoor Beer Tasting Fundraiser**, Carpenter Park, 275 Maple Ave., Carpentersville. Help raise money to buy coats for kids. Try beers from about a dozen breweries and vote for favorites in three categories. Bring lawn chairs and enjoy live music from the Porch Flies. Food vendors: Dukes Blues-N-BBQ and La Alcancia Taqueria. For the \$30 tickets, go to [carpentersvilleroary.org](http://carpentersvilleroary.org). Information: 224-392-1354, [michaeldewey@aol.com](mailto:michaeldewey@aol.com).
- 6 to 9 p.m. – **Benton Street Summer Concert Series musical weekends**, also from 2 to 5 p.m. July 16, on Benton Street off Woodstock Square. On July 15, it features Courtney & Chris, followed July 16 by Terry Byrne. Conceived by Danny Vintage, the entertainment is in the outdoor patio section on Benton Street shared by bars and restaurants, many offering event specials. Information: [dpspeicher86@gmail.com](mailto:dpspeicher86@gmail.com).
- Varied dates – **Joe Diamond**, who's been named America's Greatest Mind Reader, among his varied talents, Emerson and Oliver, 140 Cass St., Woodstock. To guarantee a seat, make a reservation advises the venue. Future dates are July 28 and Aug. 11 and 26. Check out venue's concert schedule. Information: [emersonoliver.com](http://emersonoliver.com).
- 7 p.m. – **Tapestry Unraveled: The Music of Carole King**, Arts on the Green show presented by Raue Center For The Arts at St. Mary's Episcopal Church, 210 McHenry Ave., Crystal Lake. Tina Naponelli pays tribute to the queen of pop, backed by a five-piece band. One can pre-order concessions. Information: 815-356-9212, [Boxoffice@rauecenter.org](mailto:Boxoffice@rauecenter.org), [Rauecenter.org](http://Rauecenter.org).
- 8 p.m. – **Unplug After Dark**, Veteran Acres, 431 Walkup Road, Crystal Lake. Join a technology-free evening outdoors recognizing Unplug Illinois Day. Features a flashlight scavenger hunt, craft, campfires with music, late-night treat and fun bug collection. Free. Information: 815-459-0680, ext. 1228, [ekoenig@crystallakeparks.org](mailto:ekoenig@crystallakeparks.org), [www.crystallakeparks.org](http://www.crystallakeparks.org).
- 8 p.m. – **The Boy Band outdoor show tribute** to Backstreet Boys, NSYNC, NKOTB and more, Sideouts, 4018 Roberts Road, Island Lake. Information: [www.3dsideouts.com](http://www.3dsideouts.com).

## JULY 16

- 9 a.m. to 1 p.m. – **Weekly Cary Farmers Market**, Cary Metra Station's north lot on Main Street, downtown Cary. Information: [business.carygrovechamber.com](http://business.carygrovechamber.com).
- Noon to 6 p.m. – **Woodstock Folk Festival**, Woodstock Square, 125 W. Van Buren St., Woodstock. Local and national musicians perform in a variety of styles: traditional and contemporary folk, Americana, roots, soul and blues. The fest will honor Jack Williams with a Lifetime Achievement Award, and Delmark Records, which celebrates its 70th anniversary this year, with the "Woody" Award. Information: 312-282-8643, [carolober73@gmail.com](mailto:carolober73@gmail.com), [woodstockfolkfestival.org](http://woodstockfolkfestival.org).
- 2:30 p.m. – **Knievel's Daredevil Band**, Sideouts, 4018 Roberts Road, Island Lake. Information: [www.3dsideouts.com](http://www.3dsideouts.com).
- 3 p.m. – **"Shift: The Ragbrai Documentary,"** presented by Raue Center Film Series, Raue Center For The Arts, 26 N. Williams St., Crystal Lake. Follow three riders and a pair of community leaders as they reach new personal heights, changing their lives in seven days and finding themselves – literally and metaphorically – in the middle of nowhere. Cost: \$5 at the door. Information: [Rauecenter.org](http://Rauecenter.org).

## JULY 17

- Varied times – **Registration underway for community blood drive**, presented by St. Hugh of Lincoln Episcopal Church partnering

with Versiti Blood Center on July 20. Runs from 2:30 to 7 p.m. at the Elgin church on the southeast corner of Highland Avenue and Randall Road. Register for a convenient time to donate at [www.versiti.org/IL](http://www.versiti.org/IL) or by calling the blood center at 800-770-GIVE. Appointments appreciated, but walk-ins welcome. Information: [www.sthugh.net](http://www.sthugh.net).

- 9 a.m. – **Adult Camp**, Grand Oaks Recreation Center, 1401 W. Route 176, Crystal Lake. Register for one or multiple days; open to ages 21 and older. Information: 815-459-0680, [www.crystallakeparks.org](http://www.crystallakeparks.org).

## JULY 18

- 3 to 7 p.m. – **Weekly Farmers Market**, Fox Lake Community Garden, 17 E. School St., Fox Lake. Information: [www.foxlake.org](http://www.foxlake.org).
- 5 to 8:30 p.m. – **Moose Lodge Cruise Night**, with music, McHenry Moose Lodge, 3535 N. Richmond Road, Johnsburg. Information: [www.facebook.com/people/Cruise-the-Moose/100057145012043](http://www.facebook.com/people/Cruise-the-Moose/100057145012043).
- 6 to 8:30 p.m. – **Tuesday Night Movie: "A Man Called Otto,"** Crystal Lake Public Library, 126 W. Paddock St., Crystal Lake. Rated PG-13. Register at [clpl.org](http://clpl.org). Information: 815-459-1687, [crystallake.librarycalendar.com](http://crystallake.librarycalendar.com).
- 7 p.m. – **Concerts in the Park**, Main Beach, 300 Lakeshore Drive, Crystal Lake. Billy Elton performs a Billy Joel/Elton John tribute. Free weekly concerts through Aug. 8. Food and beverage (beer and wine) and small charcoal grills allowed (no glass). In bad weather, decision to cancel made at 4 p.m.; check weather status at 815-410-4475, ext. 6. Weekly concert food truck schedule online at [www.crystallakeparks.org/special-events](http://www.crystallakeparks.org/special-events). Information: 815-459-0680, ext. 1228, [www.crystallakeparks.org](http://www.crystallakeparks.org).

## JULY 19

- 5 and 7 p.m. – **Teen STEM Mini Golf, grades 6-12**, Crystal Lake Public Library, 126 W. Paddock St., Crystal Lake. Take Sphero bots and see if you can code them past the extreme obstacles to get a hole-in-one. In case of inclement weather, the event will be rescheduled to July 20. Register at [clpl.org](http://clpl.org). Space is limited. Information: 815-459-1687, [crystallake.librarycalendar.com](http://crystallake.librarycalendar.com).
- 6 to 8:30 p.m. – **Cary Cruise Nights**, 410 N. First St., Cary. Evening's theme: Red, White & Blue/Ladies Night; also children's judge night and business expo. Offered weekly through Aug. 30. Information: [business.carygrovechamber.com](http://business.carygrovechamber.com).
- 7 to 8:30 p.m. – **Woodstock City Band concert season**, Wednesdays through July, at the park at Woodstock Square. Hosted by city of Woodstock. Ice Cream Social presented by District 200 Education. Information: [www.woodstockoperahouse.com](http://www.woodstockoperahouse.com).

Our take on  
ILLINOIS  
Wordle™  
**WORD DEDUCE**

**INTERACTIVE CROSSWORD**

**INTERACTIVE SUDOKU**

**HERE'S YOUR GAME PLAN**

Play free Word, Crossword and Sudoku puzzles online every day!

Play now by going to [ShawLocal.com/games](http://ShawLocal.com/games) or by scanning the code at the right. **eNewspaper readers**, click the link above to play now.



**SHAW LOCAL News Network**

## Anne Sandor

---

Subject:

FW: NISRA FB Post

That's really nice! Great work, everyone!

**Jason Herbster, CPRP** | Executive Director

Hi Jason,

Wanted to pass along a nice post from NISRA. They were at our concerts a few times this summer and looks like they had a great time.

Thanks,

Kurt



**Kurt Reckamp, CPRP** | Superintendent of Recreation Programs and Facility Services

---

Dear Crystal Lake Park District  
summer camp staff -

So thankful for all the years my  
son has been in your program. As  
always your team has gone above and  
beyond! Not only are the kids getting

---

a well-rounded, enriching experience,  
but they are surrounded by a great  
group of counselors, support staff, and  
administration!

Thanks again for all you do  
for them - and working parents!

Sincerely - Karen Clemens



630 N IL. Route 31 • Crystal Lake, IL 60012  
T 815-385-3855 • F 815-385-3852  
bbbsmchenry.org

August 1, 2023

Anne Sandor  
Crystal Lake Park District  
1 E. Crystal Lake Avenue  
Crystal Lake IL 60014

Dear Friends,

On behalf of Big Brothers Big Sisters of McHenry County, I would like to thank you for your generous Silent Auction donation for our 21<sup>st</sup> Annual Swing for Kids' Sake Golf Outing. It was a successful day with golfers raising funds for our youth mentoring programs and your contribution to our auction was a huge help!

Big Brothers Big Sisters has been serving the youth of McHenry County since 1984. We are proud of our match's commitment to each other through the past year and know that many children are facing a brighter future because of their mentoring relationship with their Big. It is a great pleasure to have you as our partner in IGNITING the innate potential in every child in our community.

Thank you again for contributing to the success of our events through an auction donation and helping make an impact on children in McHenry County.

Warm Regards,

A handwritten signature in green ink that reads "Johanna Donahue".

Johanna Donahue  
Events Manager

THANK YOU FOR **IGNITING POTENTIAL**  
OF YOUTH IN MCHENRY COUNTY!





**Anne Sandor**

---

**Subject:** FW: Four Colonies Park Thank you & Issue

Jason and Erik,

Terry provided positive feedback on our Parks crews restoration work!

Thank you, Amy

**Amy Olson, PLA, CPRP | Manager of Park Planning and Development**



[Check out our current activity guide](#)

p: 815.459.0680 ext. 1217

a: 1 E. Crystal Lake Avenue, Crystal Lake IL 60014

w: [crystallakeparks.org](http://crystallakeparks.org)



**From:** Terry Dieckhoff

**Sent:** Saturday, July 29, 2023 10:12 AM

**To:** Amy Olson <[aolson@crystallakeparks.org](mailto:aolson@crystallakeparks.org)>; Preston Skultety <[pskultety@crystallakeparks.org](mailto:pskultety@crystallakeparks.org)>; Valarie Roberts <[vroberts@crystallakeparks.org](mailto:vroberts@crystallakeparks.org)>

**Subject:** Four Colonies Park Thank you & Issue

**WARNING:** This email originated from outside of the Crystal Lake Park District. Do not click links or open attachments unless you recognize the sender's name and email address and know the content is safe.

Amy, Preston, and Valarie,

Thank you so much for the update to the Four Colonies Park walkway. The walkway is now so good for people riding their bikes, as well as, walkers and runners.

FYI. The Butterfly Garden sign is no longer on the sign post. Not sure what happened.

Thank you all for your dedication to Crystal Lake Parks.

Pat & Terry Dieckhoff

**Anne Sandor**

---

**Subject:**

FW: Thanks

-----Original Message-----

From: ROBERT MILLER <

Sent: Friday, July 28, 2023 9:59 AM

To: Erik Jakubowski <ejakubowski@crystallakeparks.org>

Subject: Thanks

Good morning Erik,

I forgot to thank you for taking care of the trailer that was parked in Kamijima Park.

And...

My compliments to the guys who pick up the garbage  in Lippold Park.

They drive a white pickup and pass through every few days.

They always have their roof lights on and they always drive at a respectable speed.

They wave as they drive past our yard.

Great job !!!

Thanks,

Bob

Sent from my iPhone

From: Mallory McMunigal

Sent: Wednesday, July 26, 2023 12:26:33 PM

To: Jennifer Peterson <[jpeter@crystallakeparks.org](mailto:jpeter@crystallakeparks.org)>

Subject: Re: Camp

---

**WARNING:** This email originated from outside of the Crystal Lake Park District. Do not click links or open attachments unless you recognize the sender's name and email address and know the content is safe.

---

Hi Jennifer,

My son is participating in the Lego Gears, Gears, Gears class this week and I just want to say it is FANTASTIC! Mr. Wally is wonderful and my son is having so much fun. I hope you'll offer this class or a class like this in the future.

Thank you!

Mallory McMunigal

Sent from my iPhone

On Jul 19, 2023, at 10:06 AM, Jennifer Peterson <[jpeter@crystallakeparks.org](mailto:jpeter@crystallakeparks.org)> wrote:



## FOIA Requests

<b>Name</b>	Dianne Miller
<b>Address</b>	1274 Thornwood Ln Crystal Lake, IL 60014 United States
<b>Email</b>	<a href="mailto:dianne.keith@sbcglobal.net">dianne.keith@sbcglobal.net</a>
<b>Daytime Phone Number</b>	8474771037
<b>Phone</b>	(847) 477-1037
<b>Description of Request</b>	<p>Since Mr. Herbster said the Park District only spent \$1000 on the NEW Lippold Park Golf Center Driving Range Lights, I would like a full and complete accounting of the costs and payments for the project.</p> <p>That would include an accounting and explanation of the total cost of the project (before any discounts, rebates or payments), and a line-by-line accounting and explanation of the discounts, rebates and payments made.</p> <p>Thank you.</p>
<b>Email</b>	<a href="mailto:dianne.keith@sbcglobal.net">dianne.keith@sbcglobal.net</a>

*Serving the Residents of Crystal Lake and Lakewood*

1 E. CRYSTAL LAKE AVE CRYSTAL LAKE IL 60014 815.459.0680 CRYSTALLAKEPARKS.ORG

EXPLORE | PLAY | EXPERIENCE