

- I. Call to Order
- II. Roll Call
- III. Pledge of Allegiance
- IV. Approval of Agenda
- V. Matters from the Public
- VI. Unfinished Business
- VII. Committee Reports
 - A. Finance Committee Meeting Minutes 09.01.22
- VIII. Consent Agenda
 - A. Approval: Voucher Expenses
 - B. Approval: Interim Voucher Expenses
 - C. Accept: Treasurer's Report
 - D. Approval: Ordinance 22.23.11–Revision to General Practice Manual Policy 5.5 Meeting Attendance
 - E. Approval: Regular Meeting Minutes 09.08.22
 - F. Approval: Special Meeting Minutes 09.15.22
 - G. Approval: Committee Meeting of the Whole Minutes 10.06.22
 - H. Approval: Crystal Lake Kiwanis Mardi Gras 5K Race Request
- IX. Items Removed from Consent Agenda
- X. New Business Action Items
 - A. Accept: Presentation and Acceptance of 2021-2022 Annual Audit
 - B. Approve: Tax Levy Determination of Funds
 - C. Approval: Ordinance 22.23.12 Alternate Bond Authorization
"An Ordinance authorizing the issuance of General Obligation Park Bonds (Alternate Revenue Source) of the District in an aggregate principal amount not to exceed \$6,500,000 for the payment of land condemned or purchased for parks, for the building, maintaining, improving and protecting of the same and the existing land and facilities of the District and for the payment of the expenses incident thereto."
 - D. Approve: Veteran Acres Building Upgrades
 - E. Approve: Purchase of Used Trucks
 - F. Approve: Purchase of Tri-Toon Boat
- XI. Discussion Items
- XII. Reports to the Board
- XIII. Matters from the Board

- XIV. Executive Session
 - a) Litigation 2 (c) 11
 - b) Personnel 2 (c) 1
 - c) Sale or Lease 2 (c) 6
 - d) Land Acquisition / Lease 2 (c) 5
 - e) Review of Minutes Including Semi-annual Review to Release 2 (c) 21
- XV. Reconvene
- XVI. Action from Matters from Executive Session
- XVII. Adjourn

**Next Committee of the Whole Meeting:
November 3, 2022
Administrative Office 6:30pm**

**Next Regular Park Board Meeting:
November 17, 2022
Administrative Office 6:30pm**

*The public comment portion of the meeting occurs at the time set forth on the meeting agenda. The public comment period is intended to provide an opportunity for individuals to comment on matters related to the Park District. Speakers are limited to three (3) minutes per person during the public comment portion of the meeting, unless extended by the Board at its discretion. The total amount of time allocated for public comments at a particular meeting is 30 minutes unless determined otherwise by the Presiding Officer.

Public wishing to comment that cannot attend the meeting may provide written comment to the Executive Director, jherbster@crystallakeparks.org, by 3:00pm on the day of the Board meeting. All written comments will be read at the Board meeting.

ADA: In compliance with the Americans with Disabilities Act this and all other meetings of the Crystal Lake District are located in facilities that are physically accessible to those who have disabilities. If additional reasonable accommodations are needed for persons who qualify under the Act as having a "disability", please contact the Park District during normal business hours at 815-459-0680 at least 48 hours prior to any meeting so that such accommodations can be provided.

Committee Reports: Finance Committee Meeting Minutes 09.01.22

Consent Agenda

A motion is requested of the Board **to approve the Consent Agenda items, as presented.**

- A. Approval: The Voucher Expenses for the month ending, August 31, 2022, in the amount of \$581,765.78.
- B. Approval: The Interim Voucher Expenses for the month ending September 30, 2022, in the amount of \$979,261.82.
- C. Approval: The Treasurer's Report for the month ending, August 31, 2022, in the amount of \$14,817,465.06.
- D. Approval: Ordinance 22.23.11–Revision to General Practice Manual Policy 5.5 Meeting Attendance
- E. Approval: Regular Meeting Minutes 08.18.22
- F. Approval: Regular Meeting Minutes 09.08.22
- G. Approval: Special Meeting Minutes 09.15.22
- H. Approval: Committee Meeting of the Whole Minutes 10.06.22
- I. Approval: Crystal Lake Kiwanis Mardi Gras 5K Race Request

Items Removed from Consent Agenda

New Business Action Items

- A. Accept: Presentation and Acceptance of 2021-2022 Annual Audit
A motion is requested of the Board **to accept the 2021-2022 Fiscal Year Annual Audit, as presented.**
- B. Approval: Tax Levy Determination of Funds
A motion is requested of the Board **to determine the amount of funds to be levied for the 2022.**
- C. Approval: Ordinance 22.23.12 Alternate Bond Authorization
A motion is requested of the Board **to approve Ordinance 2.23.12, An Ordinance authorizing the issuance of General Obligation Park Bonds (Alternate Revenue Source) of the District in an aggregate principal amount not to exceed \$6,500,000 for the payment of land condemned or purchased for parks, for the building, maintaining, improving and protecting of the same and the existing land and facilities of the District and for the payment of the expenses incident thereto.**
- D. Approve: Veteran Acres Building Upgrades
A motion is request of the Board **to approve the lowest responsible, responsive bid for the 2022 VA Building Exterior Upgrades submitted by Dupree Construction, in the amount of \$99,900.00.**
- E. Approve: Purchase of Used Trucks
A motion is requested of the Board **to approve an amount not to exceed \$89,200.00 on used work trucks from area dealerships.**
- F. Approve: Purchase of Tri-Toon Boat
A motion is requested of the Board **to accept the lowest responsible, responsive bid submitted by Munson Marine for 1 new Tritoon Veranda Boat in the amount of \$60,000.00.**

Discussion Items

Reports to the Board

Matters from the Board

Executive Session

- A. Litigation 2 (c) 11
- B. Personnel 2 (c) 1
- C. Sale or Lease 2 (c) 6
- D. Land Acquisition / Lease 2 (c) 5
- E. Review of Minutes Including Semi-annual Review to Release 2 (c) 21

Reconvene

Executive Session

- A. Action from Matters from Executive Session

Adjourn



Call to Order:

Commissioner Gallagher called the meeting to order at 5:30 PM.

Commissioners Present:

Debbie Gallagher, Karen Johnson, Jason Heisler

Staff:

Jason Herbster, Executive Director, Erik Jakubowski, Superintendent of Park Services, Amy Olson, Manager of Planning and Development, Tina Becke, Superintendent of Business Services Anne Sandor, Recording Secretary

Citizens: Aaron Gold, Vice President Speer Financial

Approval of Agenda:

Commissioner Gallagher moved to approve the agenda, as presented. Seconded by Commissioner Karen Johnson. All were in favor.

Discussion: 2022 Bond Issuance

Executive Director Herbster explained the additional funds may be needed to match the OSLAD Grant for the Haligus Park Project and the Tourism, Attraction and Festivals Grant for Babe Ruth field at Lippold Park projects. The OSLAD grant requires matching funds up to \$600,000 and up to \$500,000 for the Tourism grant. The application for the OSLAD Grant is due September 30 and the Tourism Grant is due on September 23. The grant approval notice could possibly take place in November, but traditionally the turnaround could be four to six months. If the Tourism grant is not awarded to the Park District, the issuance of the alternative revenue source bonds would be used to fund other projects and if the OSLAD grant is not awarded to the District, the District will need to issue debt for the entire project. Issuing Debt for an additional \$1.6 million for both grant projects is being considered. Executive Director Herbster and Superintendent Becke met with Aaron Gold, Vice President, Speer Financial to discuss financing options.

Speer Financial: Aaron Gold, Vice President gave a financing model presentation on General Obligation Limited Tax Park Bonds, Series 2022A (Rollover Bonds) and General Obligation Park Boards (Alternative Revenue Source, Series 2022B). The presentation is attached.

Mr. Gold noted the adoption of the authorizing ordinance for the General Obligation Bonds (Alternative Revenue Source, Series 2022B) would need to be approved by the Park Board on October 20, 2022. A BINA Hearing would need to be scheduled to be held at the November 17, 2022 Board Meeting before the Bond Ordinance can be adopted on December 15, 2022.

The Committee agreed to present the Haligus Park project as one project, instead of phasing the project, and bring the bond issuance discussion to the Park Board at the September 8, 2022 Regular Park Board meeting.

Tax Levy:

Executive Director Herbster reported the new CPI rate for 2022 property tax levy is 5.0%. Commissioner Gallagher asked if staff will be presenting a balanced budget. Jason answered yes. Gallagher added we need to be sure there is a need before making a decision to levy the full 5%. Herbster added the determination of funds will need to be made in November.

The Committee recommended bringing the tax levy discussion to the Committee Meeting of the Whole on October 6, 2022.

Merit Increases:

Executive Director reported staff is working on the 2023-2024 Budget and needs direction on the merit increase percentage. Commissioner Gallagher asked how much the pool was used for this year. Herbster answered the merit increase was set at 4% and 3.98% was used. Not all staff received 4% some received 3% and 5%.

Commissioner Heisler requested to review the longevity pay table.

The Committee agreed to bring the merit increase pool discussion to the Committee Meeting of the Whole on October 6, 2022.

Approve: _____ Attest: _____
Committee Chair Secretary



Expense Approval Report

By Vendor Name

Post Dates 9/1/2022 - 9/30/2022

Vendor Name	Payable Number	Post Date	Description (Item)	Account Number	Amount
Vendor: VEN01 - *****					
Paid					
*****	INV0028327	09/14/2022	DEPOSIT FEE REFUND RENTAL	01-210710	90.00
*****	INV0028328	09/14/2022	REFUND LIFEGUARD TRAININ	01-210710	150.00
*****	INV0028399	09/29/2022	DEPOSIT FEE REFUND FOR VE	01-210710	100.00
Paid Total:					340.00
Vendor VEN01 - ***** Total:					340.00

Vendor: 59908 - 3287-NCPERS-IL IMRF					
Paid					
3287-NCPERS-IL IMRF	INV0028291	09/02/2022	IMRF Life Ins Premium	01-290003	54.00
3287-NCPERS-IL IMRF	INV0028331	09/16/2022	IMRF Life Ins Premium	01-290003	54.00
Paid Total:					108.00
Vendor 59908 - 3287-NCPERS-IL IMRF Total:					108.00

Vendor: 00580 - ACE HARDWARE					
Outstanding					
ACE HARDWARE	128655	09/07/2022	FASTENERS	01-12-00-530672	57.04
ACE HARDWARE	128672	09/07/2022	KEEP AREA CLEAN PAINT - GA	01-12-00-550152	36.46
ACE HARDWARE	128672	09/07/2022	KEEP AREA CLEAN PAINT - GA	01-12-00-550153	36.47
ACE HARDWARE	128750	09/08/2022	MAIN BEACH ELECTRICAL PAR	01-12-00-550152	25.54
ACE HARDWARE	128804	09/21/2022	WATER SOFTENER SALT	01-12-00-550154	14.90
ACE HARDWARE	128804	09/21/2022	WATER SOFTENER SALT	01-12-00-550161	14.90
ACE HARDWARE	128804	09/21/2022	WATER SOFTENER SALT	01-12-00-550164	14.90
ACE HARDWARE	128804	09/21/2022	WATER SOFTENER SALT	01-12-00-550172	14.90
ACE HARDWARE	128804	09/21/2022	WATER SOFTENER SALT	01-12-00-550176	14.90
ACE HARDWARE	128820	09/15/2022	ELECTRICAL SUPPLIES FOR OU	01-12-00-530667	82.95
ACE HARDWARE	128821	09/15/2022	FASTENERS	01-12-00-530672	21.72
ACE HARDWARE	128824	09/15/2022	FASTENERS	01-12-00-530672	11.37
ACE HARDWARE	128825	09/15/2022	RETURN FASTENERS	01-12-00-530672	-21.72
ACE HARDWARE	128827	09/15/2022	MAIN - FOR OUTLET ON POLE	01-12-00-550152	54.36
ACE HARDWARE	128846	09/21/2022	HEDGE TRIMMER REPAIR	01-12-00-530673	14.51
ACE HARDWARE	128859	09/20/2022	SUPPLIES FOR MENS BATHRO	01-12-00-550664	34.57
ACE HARDWARE	128881	09/21/2022	FLEX SEAL FOR BOAT/FASTENE	01-12-00-530672	3.16
ACE HARDWARE	128881	09/21/2022	FLEX SEAL FOR BOAT/FASTENE	01-12-00-530674	14.99
ACE HARDWARE	128895	09/21/2022	TOOLS FOR TRK23	01-12-00-530227	71.96
ACE HARDWARE	128904	09/21/2022	SUPPLIES FOR WAGON RIDES	02-64-00-503270	52.85
ACE HARDWARE	128915	09/23/2022	SUPPLIES FOR BEER GARDEN	01-12-00-550170	95.95
ACE HARDWARE	128972	09/27/2022	ANTIFREEZE TO CLOSE GLC MI	19-11-00-560675	36.00
ACE HARDWARE	128978	09/28/2022	REPAIR HEDGE TRIMMER	01-12-00-530672	5.80
ACE HARDWARE	128979	09/28/2022	ELECTRICAL SUPPLIES FOR LIG	01-12-00-550152	184.95
ACE HARDWARE	128980	09/28/2022	LIGHTS FOR BARLINA	01-12-00-550156	13.98
ACE HARDWARE	129009	09/30/2022	DOOR STOP AT MAIN	01-12-00-550152	19.97
Outstanding Total:					927.38
Vendor 00580 - ACE HARDWARE Total:					927.38

Vendor: 01650 - AFLAC					
Paid					
AFLAC	INV0028293	09/02/2022	AFLAC Disability	01-290003	39.61
AFLAC	INV0028298	09/02/2022	AFLAC - After Tax	01-290003	63.76
AFLAC	INV0028302	09/02/2022	AFLAC - Pre-tax	01-290003	229.65
AFLAC	INV0028333	09/16/2022	AFLAC Disability	01-290003	39.61
AFLAC	INV0028338	09/16/2022	AFLAC - After Tax	01-290003	63.76
AFLAC	INV0028342	09/16/2022	AFLAC - Pre-tax	01-290003	229.65
AFLAC	INV0028379	09/30/2022	AFLAC Disability	01-290003	39.61

Expense Approval Report

Post Dates: 9/1/2022 - 9/30/2022

Vendor Name	Payable Number	Post Date	Description (Item)	Account Number	Amount
AFLAC	INV0028383	09/30/2022	AFLAC - After Tax	01-290003	63.76
AFLAC	INV0028387	09/30/2022	AFLAC - Pre-tax	01-290003	229.65
Paid Total:					999.06
Vendor 01650 - AFLAC Total:					999.06

Vendor: 02030 - AIRGAS USA LLC

Outstanding

AIRGAS USA LLC	9990793605	09/06/2022	CYLINDER RENTAL	01-12-00-530227	49.85
Outstanding Total:					49.85
Vendor 02030 - AIRGAS USA LLC Total:					49.85

Vendor: 02750 - ALARM DETECTION SYSTEMS INC

Outstanding

ALARM DETECTION SYSTEMS I	167249-10331	09/11/2022	ALARM SERVICE	20-11-00-520217	80.43
Outstanding Total:					80.43
Vendor 02750 - ALARM DETECTION SYSTEMS INC Total:					80.43

Vendor: 03530 - ALPHAGRAPHICS

Outstanding

ALPHAGRAPHICS	29362	09/29/2022	BUSINESS CARDS	01-11-00-530395	71.04
ALPHAGRAPHICS	29362	09/29/2022	BUSINESS CARDS	02-11-00-530395	71.04
Outstanding Total:					142.08
Vendor 03530 - ALPHAGRAPHICS Total:					142.08

Vendor: 03690 - AMY OLSON

Outstanding

AMY OLSON	INV0028311	09/02/2022	AUGUST 2022 MILEAGE	01-11-00-570677	197.50
Outstanding Total:					197.50
Vendor 03690 - AMY OLSON Total:					197.50

Vendor: 03915 - ANDERSON PEST SOLUTIONS

Outstanding

ANDERSON PEST SOLUTIONS	25853355	09/28/2022	PEST CONTROL - NC	01-12-00-520157	63.28
ANDERSON PEST SOLUTIONS	25853923	09/29/2022	PEST CONTROL - WOODSCREE	01-12-00-520141	45.00
ANDERSON PEST SOLUTIONS	26603114	09/20/2022	PEST CONTROL - NC	01-12-00-520157	63.28
ANDERSON PEST SOLUTIONS	26603618	09/21/2022	PEST CONTROL - WOODSCREE	01-12-00-520141	45.00
ANDERSON PEST SOLUTIONS	27289025	09/20/2022	PEST CONTROL - MAIN	01-12-00-520152	75.65
ANDERSON PEST SOLUTIONS	27289035	09/20/2022	PEST CONTROL - BARLINA	01-12-00-520156	56.50
ANDERSON PEST SOLUTIONS	27289040	09/20/2022	PEST CONTROL - GO	01-12-00-520164	54.56
ANDERSON PEST SOLUTIONS	27294305	09/20/2022	PEST CONTROL - ROTARY	01-12-00-520160	55.00
ANDERSON PEST SOLUTIONS	27294915	09/20/2022	PEST CONTROL - BONCOSKY	01-12-00-520151	45.00
ANDERSON PEST SOLUTIONS	27295610	09/20/2022	PEST CONTROL - SHAMROCK	01-12-00-550176	50.00
ANDERSON PEST SOLUTIONS	27295731	09/20/2022	PEST CONTROL - CPH	01-12-00-520171	57.00
ANDERSON PEST SOLUTIONS	27360430	09/20/2022	PEST CONTROL - ADMIN	01-12-00-520159	84.75
ANDERSON PEST SOLUTIONS	27862086	09/21/2022	PEST CONTROL - GARAGE	01-12-00-520153	75.00
Outstanding Total:					770.02
Vendor 03915 - ANDERSON PEST SOLUTIONS Total:					770.02

Vendor: 04240 - ANTHEM SPORTS, LLC

Outstanding

ANTHEM SPORTS, LLC	351127	09/27/2022	YOUTH BASKETBALL LEAGUE	02-63-20-503056	1,717.16
Outstanding Total:					1,717.16
Vendor 04240 - ANTHEM SPORTS, LLC Total:					1,717.16

Vendor: 04400 - AQUA IL

Paid

AQUA IL	INV0028355	09/23/2022	SPOERL WATER	02-11-00-520208	66.41
Paid Total:					66.41
Vendor 04400 - AQUA IL Total:					66.41

Expense Approval Report

Post Dates: 9/1/2022 - 9/30/2022

Vendor Name	Payable Number	Post Date	Description (Item)	Account Number	Amount	
Vendor: 04565 - ARROW-MAGNOLIA INTERNATIONAL INC						
Outstanding						
ARROW-MAGNOLIA INTERNA	IV220008088	09/27/2022	BULLDOZER, DRUM PUMP, Q	01-12-00-530227	307.07	
					Outstanding Total:	307.07
Vendor 04565 - ARROW-MAGNOLIA INTERNATIONAL INC Total:					307.07	
Vendor: 06100 - AUTO TECH CENTERS INC						
Outstanding						
AUTO TECH CENTERS INC	INV045928	09/21/2022	TIRE INSTALLATION	01-12-00-530665	694.03	
AUTO TECH CENTERS INC	INV046004	09/26/2022	OIL CHANGE ON POLICE SQUA	01-12-00-530116	41.90	
					Outstanding Total:	735.93
Vendor 06100 - AUTO TECH CENTERS INC Total:					735.93	
Vendor: 07100 - BABOLAT						
Outstanding						
BABOLAT	2808054	09/01/2022	MENS AND WOMENS SHOES	20-11-00-580720	739.44	
BABOLAT	2808350	09/02/2022	MENS SHOES	20-11-00-580720	48.00	
BABOLAT	2808738	09/03/2022	WOMENS SHOES	20-11-00-580720	395.22	
BABOLAT	2809360	09/14/2022	RACKET	20-11-00-580725	143.28	
BABOLAT	2809691	09/13/2022	MENS SHOES	20-11-00-580720	153.00	
BABOLAT	2810705	09/17/2022	DEMO RACKET; PRO SHOP RA	20-11-00-580725	361.95	
					Outstanding Total:	1,840.89
Vendor 07100 - BABOLAT Total:					1,840.89	
Vendor: 09300 - BENSON ELECTRICAL CONTRACTING						
Outstanding						
BENSON ELECTRICAL CONTRA	20-1310	09/16/2022	COURT LOUVER RELAY REPLA	20-11-00-560151	604.50	
					Outstanding Total:	604.50
Vendor 09300 - BENSON ELECTRICAL CONTRACTING Total:					604.50	
Vendor: 10330 - BOTTS WELDING						
Outstanding						
BOTTS WELDING	687111	09/07/2022	INSPECT 2020 FORD #71	01-12-00-530335	27.00	
					Outstanding Total:	27.00
Vendor 10330 - BOTTS WELDING Total:					27.00	
Vendor: 06950 - BSN SPORTS INC						
Outstanding						
BSN SPORTS INC	918254510	09/29/2022	GIRLS YOUTH BASKETBALL LE	02-63-20-503056	152.00	
					Outstanding Total:	152.00
Vendor 06950 - BSN SPORTS INC Total:					152.00	
Vendor: 11675 - BULL VALLEY FORD						
Outstanding						
BULL VALLEY FORD	63935	09/21/2022	Transmission replacement poli	01-12-00-520691	5,214.92	
BULL VALLEY FORD	64402	09/21/2022	TRUCK REPAIR	01-12-00-520691	766.88	
					Outstanding Total:	5,981.80
Vendor 11675 - BULL VALLEY FORD Total:					5,981.80	
Vendor: 11755 - BURRIS EQUIPMENT CO						
Outstanding						
BURRIS EQUIPMENT CO	PS2008590-1	09/23/2022	PARTS FOR KUBOTA MOWERS	01-12-00-530675	121.27	
					Outstanding Total:	121.27
Vendor 11755 - BURRIS EQUIPMENT CO Total:					121.27	
Vendor: 09980 - CAPS VISUAL COMMUNICATIONS LLC						
Paid						
CAPS VISUAL COMMUNICATI	25565	09/01/2022	2022 FALL DIGITAL GUIDE PRO	02-11-00-530360	2,400.00	
					Paid Total:	2,400.00
Vendor 09980 - CAPS VISUAL COMMUNICATIONS LLC Total:					2,400.00	

Expense Approval Report

Post Dates: 9/1/2022 - 9/30/2022

Vendor Name	Payable Number	Post Date	Description (Item)	Account Number	Amount
Vendor: 13210 - CASSIDY TIRE					
Outstanding					
CASSIDY TIRE	902018101	09/06/2022	TIRE REPAIRS - MOWER	01-12-00-530665	226.18
CASSIDY TIRE	902018653	09/29/2022	TIRE REPAIR ON MOWER	01-12-00-520675	42.56
Outstanding Total:					268.74
Vendor 13210 - CASSIDY TIRE Total:					268.74
Vendor: 13220 - CATHY CAGLE					
Paid					
CATHY CAGLE	INV0028368	09/26/2022	SEPTEMBER 2022 MILEAGE	01-11-00-570677	11.25
CATHY CAGLE	INV0028369	09/26/2022	CERTIFIED MAIL POSTAGE	01-11-00-520574	9.20
CATHY CAGLE	INV0028369	09/26/2022	CERTIFIED MAIL POSTAGE	01-11-00-520574	4.33
Paid Total:					24.78
Vendor 13220 - CATHY CAGLE Total:					24.78
Vendor: 11934 - CED CREDIT OFFICE					
Outstanding					
CED CREDIT OFFICE	1541-1011616	09/23/2022	COVER FOR LIGHT AT LIPPOLD	01-12-00-550170	3.50
CED CREDIT OFFICE	1541-1011635	09/27/2022	LIGHT AT NC	01-12-00-550157	263.50
Outstanding Total:					267.00
Vendor 11934 - CED CREDIT OFFICE Total:					267.00
Vendor: 13710 - CHAS. HERDRICH & SON, INC.					
Paid					
CHAS. HERDRICH & SON, INC.	157423	09/19/2022	BEER GARDEN BONCOSKY	12-11-04-530016	552.60
CHAS. HERDRICH & SON, INC.	157941	09/19/2022	BEER GARDEN BONCOSKY	12-11-04-530016	557.60
CHAS. HERDRICH & SON, INC.	159027	09/15/2022	BEER GARDEN BONCOSKY	12-11-04-530016	210.00
CHAS. HERDRICH & SON, INC.	159222	09/19/2022	BEER GARDEN BONCOSKY	12-11-04-530016	903.00
CHAS. HERDRICH & SON, INC.	159225	09/27/2022	BEER GARDEN - BONCOSKY	12-11-04-530016	494.00
Paid Total:					2,717.20
Vendor 13710 - CHAS. HERDRICH & SON, INC. Total:					2,717.20
Vendor: 14310 - CITY OF CRYSTAL LAKE					
Outstanding					
CITY OF CRYSTAL LAKE	0033281	09/07/2022	QUARTERLY FIRE ALARM MO	01-12-00-520152	240.00
CITY OF CRYSTAL LAKE	0033383	09/07/2022	QUARTERLY FIRE ALARM MO	01-12-00-520159	240.00
Outstanding Total:					480.00
Paid					
CITY OF CRYSTAL LAKE	INV0028269	09/01/2022	PARK POLICE HEADQUARTERS	01-11-00-520208	8.55
CITY OF CRYSTAL LAKE	INV0028269	09/01/2022	PARK POLICE HEADQUARTERS	02-11-00-520208	8.55
CITY OF CRYSTAL LAKE	INV0028270	09/01/2022	VA OAKWOODS LODGE WATE	01-11-00-520208	8.55
CITY OF CRYSTAL LAKE	INV0028270	09/01/2022	VA OAKWOODS LODGE WATE	02-11-00-520208	8.55
CITY OF CRYSTAL LAKE	INV0028271	09/01/2022	VA NORTH BATHROOMS WAT	01-11-00-520208	19.18
CITY OF CRYSTAL LAKE	INV0028271	09/01/2022	VA NORTH BATHROOMS WAT	02-11-00-520208	19.18
CITY OF CRYSTAL LAKE	INV0028272	09/01/2022	MAIN BEACH YARD HYDRANT	01-11-00-520208	8.55
CITY OF CRYSTAL LAKE	INV0028272	09/01/2022	MAIN BEACH YARD HYDRANT	02-11-00-520208	8.55
CITY OF CRYSTAL LAKE	INV0028273	09/01/2022	ADMIN BUILDING WATER	01-11-00-520208	40.44
CITY OF CRYSTAL LAKE	INV0028273	09/01/2022	ADMIN BUILDING WATER	02-11-00-520208	40.44
CITY OF CRYSTAL LAKE	INV0028274	09/01/2022	VA SPLASH PAD WATER	01-11-00-520208	2,895.20
CITY OF CRYSTAL LAKE	INV0028274	09/01/2022	VA SPLASH PAD WATER	02-11-00-520208	2,895.19
CITY OF CRYSTAL LAKE	INV0028275	09/01/2022	MAIN BEACH YARD HYDRANT	01-11-00-520208	63.78
CITY OF CRYSTAL LAKE	INV0028275	09/01/2022	MAIN BEACH YARD HYDRANT	02-11-00-520208	63.78
CITY OF CRYSTAL LAKE	INV0028276	09/01/2022	WOODS CREEK PARK WATER	01-11-00-520208	24.50
CITY OF CRYSTAL LAKE	INV0028276	09/01/2022	WOODS CREEK PARK WATER	02-11-00-520208	24.49
CITY OF CRYSTAL LAKE	INV0028277	09/01/2022	VA NATURE CENTER WATER	08-11-00-520208	197.81
CITY OF CRYSTAL LAKE	INV0028278	09/01/2022	VA ROTARY SHELTER WATER	01-11-00-520208	82.14
CITY OF CRYSTAL LAKE	INV0028279	09/01/2022	VA NORTH SHELTER WATER	01-11-00-520208	13.11
CITY OF CRYSTAL LAKE	INV0028280	09/01/2022	BARLINA HOUSE WATER	02-63-00-502133	48.99
CITY OF CRYSTAL LAKE	INV0028281	09/01/2022	GLC WATER	19-11-00-520208	30.58
CITY OF CRYSTAL LAKE	INV0028282	09/01/2022	WOODS CREEK SPLASH PAD	01-11-00-520208	3,455.40
CITY OF CRYSTAL LAKE	INV0028282	09/01/2022	WOODS CREEK SPLASH PAD	02-11-00-520208	3,455.40

Expense Approval Report

Post Dates: 9/1/2022 - 9/30/2022

Vendor Name	Payable Number	Post Date	Description (Item)	Account Number	Amount
CITY OF CRYSTAL LAKE	INV0028283	09/01/2022	MAIN BEACH WATER	01-11-00-520208	359.34
CITY OF CRYSTAL LAKE	INV0028283	09/01/2022	MAIN BEACH WATER	02-11-00-520208	359.34
CITY OF CRYSTAL LAKE	INV0028284	09/01/2022	LIPPOLD OUTPOST BUILDING	01-11-00-520208	150.05
CITY OF CRYSTAL LAKE	INV0028285	09/01/2022	VA SOUTH BATHROOMS WAT	01-11-00-520208	19.83
CITY OF CRYSTAL LAKE	INV0028285	09/01/2022	VA SOUTH BATHROOMS WAT	02-11-00-520208	19.83
CITY OF CRYSTAL LAKE	INV0028286	09/01/2022	FOUR COLONIES PARK WATER	01-11-00-520208	6.56
CITY OF CRYSTAL LAKE	INV0028286	09/01/2022	FOUR COLONIES PARK WATER	02-11-00-520208	6.55
CITY OF CRYSTAL LAKE	INV0028287	09/01/2022	GARAGE WATER	01-11-00-520208	51.07
CITY OF CRYSTAL LAKE	INV0028287	09/01/2022	GARAGE WATER	02-11-00-520208	51.07
Paid Total:					14,444.55
Vendor 14310 - CITY OF CRYSTAL LAKE Total:					14,924.55

Vendor: 14400 - CITY OF MCHENRY

Outstanding

CITY OF MCHENRY	91522-2	09/16/2022	CUBS TRIP 8/26	02-65-00-502466	652.00
Outstanding Total:					652.00
Vendor 14400 - CITY OF MCHENRY Total:					652.00

Vendor: 14560 - CJM ROOFING

Outstanding

CJM ROOFING	38-1	09/26/2022	SOFFIT AND FASCIA - IP	01-12-00-550664	555.00
Outstanding Total:					555.00
Vendor 14560 - CJM ROOFING Total:					555.00

Vendor: 59844 - CLAIRE NAUGHTON

Paid

CLAIRE NAUGHTON	INV0028288	09/01/2022	AUGUST 2022 MILEAGE	01-11-00-570677	166.25
Paid Total:					166.25
Vendor 59844 - CLAIRE NAUGHTON Total:					166.25

Vendor: 14700 - CLEAN CUT TREE CARE

Outstanding

CLEAN CUT TREE CARE	21244	09/27/2022	STUMP GRINDING, REMOVAL,	01-12-00-520221	4,800.00
Outstanding Total:					4,800.00
Vendor 14700 - CLEAN CUT TREE CARE Total:					4,800.00

Vendor: 15270 - COMMONWEALTH EDISON

Outstanding

COMMONWEALTH EDISON	INV0028354	09/23/2022	PALMER HOUSE - ELECTRIC	01-11-00-520206	5.77
COMMONWEALTH EDISON	INV0028354	09/23/2022	PALMER HOUSE - ELECTRIC	02-11-00-520206	5.77
Outstanding Total:					11.54
Vendor 15270 - COMMONWEALTH EDISON Total:					11.54

Vendor: 15360 - CONSERV FS, INC.

Outstanding

CONSERV FS, INC.	65144604	09/20/2022	SUPPLIES FOR GROUNDS	01-12-00-530227	320.00
CONSERV FS, INC.	65144604	09/20/2022	SUPPLIES FOR GROUNDS	19-11-00-560562	560.00
CONSERV FS, INC.	65145065	09/28/2022	Boncosky Dugout Covers	02-68-00-550172	26,500.00
Outstanding Total:					27,380.00
Vendor 15360 - CONSERV FS, INC. Total:					27,380.00

Vendor: 15365 - CONSTELLATION NEWENERGY INC

Paid

CONSTELLATION NEWENERGY	63375985401	09/19/2022	GLC/LIPPOLD/STORAGE BLDG	01-11-00-520206	946.37
CONSTELLATION NEWENERGY	63375985401	09/19/2022	GLC/LIPPOLD/STORAGE BLDG	02-11-00-520206	946.37
CONSTELLATION NEWENERGY	63375985401	09/19/2022	GLC/LIPPOLD/STORAGE BLDG	02-68-00-520206	946.37
Paid Total:					2,839.11
Vendor 15365 - CONSTELLATION NEWENERGY INC Total:					2,839.11

Vendor: 15690 - CORP AMER FAMILY CREDIT UNION

Paid

CORP AMER FAMILY CREDIT U	INV0028292	09/02/2022	Corp Amer Credit Union	01-290003	669.00
CORP AMER FAMILY CREDIT U	INV0028332	09/16/2022	Corp Amer Credit Union	01-290003	669.00

Expense Approval Report

Post Dates: 9/1/2022 - 9/30/2022

Vendor Name	Payable Number	Post Date	Description (Item)	Account Number	Amount
CORP AMER FAMILY CREDIT U	INV0028378	09/30/2022	Corp Amer Credit Union	01-290003	669.00
Paid Total:					2,007.00
Vendor 15690 - CORP AMER FAMILY CREDIT UNION Total:					2,007.00

Vendor: 15806 - COUNTRYSIDE GARDEN CENTER

Outstanding

COUNTRYSIDE GARDEN CENT	T1-0575706	09/15/2022	GREENHOUSE	08-11-00-530705	17.98
COUNTRYSIDE GARDEN CENT	T1-0578687	09/22/2022	GREENHOUSE	08-11-00-530705	32.97
Outstanding Total:					50.95
Vendor 15806 - COUNTRYSIDE GARDEN CENTER Total:					50.95

Vendor: 16152 - CROWN RESTROOMS

Outstanding

CROWN RESTROOMS	PS474616	09/07/2022	PORTA POTTY RENTAL	01-12-00-520151	121.00
CROWN RESTROOMS	PS474616	09/07/2022	PORTA POTTY RENTAL	01-12-00-520154	121.00
CROWN RESTROOMS	PS474616	09/07/2022	PORTA POTTY RENTAL	01-12-00-520156	144.00
CROWN RESTROOMS	PS474616	09/07/2022	PORTA POTTY RENTAL	01-12-00-520158	144.00
CROWN RESTROOMS	PS474616	09/07/2022	PORTA POTTY RENTAL	01-12-00-550664	92.58
CROWN RESTROOMS	PS474616	09/07/2022	PORTA POTTY RENTAL	01-12-00-550676	144.00
CROWN RESTROOMS	PS487484	09/28/2022	PORTA POTTY RENTALS	01-12-00-520151	134.00
CROWN RESTROOMS	PS487484	09/28/2022	PORTA POTTY RENTALS	01-12-00-520154	134.00
CROWN RESTROOMS	PS487484	09/28/2022	PORTA POTTY RENTALS	01-12-00-520156	159.00
CROWN RESTROOMS	PS487484	09/28/2022	PORTA POTTY RENTALS	01-12-00-520158	159.00
CROWN RESTROOMS	PS487484	09/28/2022	PORTA POTTY RENTALS	01-12-00-550676	159.00
Outstanding Total:					1,511.58
Vendor 16152 - CROWN RESTROOMS Total:					1,511.58

Vendor: 16261 - DAWN GILMAN

Outstanding

DAWN GILMAN	19297	09/30/2022	Name Badges for Staff	01-11-00-530395	15.00
DAWN GILMAN	19297	09/30/2022	Name Badges for Staff	02-11-00-530395	15.00
Outstanding Total:					30.00
Vendor 16261 - DAWN GILMAN Total:					30.00

Vendor: 18443 - DISCOUNT PLAYGROUND SUPPLY INC

Outstanding

DISCOUNT PLAYGROUND SUP	171397	09/21/2022	REPLACEMENT SWINGS	01-12-00-550559	162.04
DISCOUNT PLAYGROUND SUP	171397	09/21/2022	REPLACEMENT SWINGS	01-12-00-550664	162.03
Outstanding Total:					324.07
Vendor 18443 - DISCOUNT PLAYGROUND SUPPLY INC Total:					324.07

Vendor: 20115 - DURA BILT FENCE II INC

Outstanding

DURA BILT FENCE II INC	13885	09/26/2022	Replace fence Main Beach Par	01-12-00-550556	10,690.00
Outstanding Total:					10,690.00
Vendor 20115 - DURA BILT FENCE II INC Total:					10,690.00

Vendor: 21200 - ED'S RENTAL & SALES

Outstanding

ED'S RENTAL & SALES	370136-2	09/06/2022	PUZZLEPALOOZA 44 CARD TA	02-66-00-503128	496.00
ED'S RENTAL & SALES	372311-2	09/26/2022	ROLLER RENTAL	01-12-00-520224	355.00
Outstanding Total:					851.00
Vendor 21200 - ED'S RENTAL & SALES Total:					851.00

Vendor: 22300 - ELEGANT PRESENTATIONS INC

Outstanding

ELEGANT PRESENTATIONS INC	73812	09/28/2022	EVENT LINENS FOR MAIN BEA	01-23-00-520260	1,026.52
ELEGANT PRESENTATIONS INC	73846	09/28/2022	EVENT LINENS FOR MAIN BEA	01-23-00-520260	331.20
ELEGANT PRESENTATIONS INC	74334	09/28/2022	EVENT LINENS FOR MAIN BEA	01-23-00-520260	916.11
ELEGANT PRESENTATIONS INC	74371	09/28/2022	EVENT LINENS FOR MAIN BEA	01-23-00-520260	236.60
Outstanding Total:					2,510.43
Vendor 22300 - ELEGANT PRESENTATIONS INC Total:					2,510.43

Expense Approval Report

Post Dates: 9/1/2022 - 9/30/2022

Vendor Name	Payable Number	Post Date	Description (Item)	Account Number	Amount
Vendor: 49500 - EMMA KOENIG					
Outstanding					
EMMA KOENIG	INV0028316	09/06/2022	AUGUST 2022 MILEAGE	02-11-00-570677	109.38
Outstanding Total:					109.38
Vendor 49500 - EMMA KOENIG Total:					109.38
Vendor: 27740 - FERGUSON ENTERPRISES INC					
Outstanding					
FERGUSON ENTERPRISES INC	6732779-1	09/29/2022	CABLE FOR ROUTER	01-12-00-530227	139.68
FERGUSON ENTERPRISES INC	6854924	09/28/2022	URINAL SUPPLIES FOR MAIN	01-12-00-550152	589.00
FERGUSON ENTERPRISES INC	6854924	09/28/2022	URINAL SUPPLIES FOR MAIN	01-12-00-550172	56.17
Outstanding Total:					784.85
Vendor 27740 - FERGUSON ENTERPRISES INC Total:					784.85
Vendor: 00010 - FIFTH THIRD BANK					
Paid					
FIFTH THIRD BANK	083122	09/01/2022	SHAMROCK HILLS INTERNET S	01-11-00-520209	64.98
FIFTH THIRD BANK	083122	09/01/2022	GARAGE PHONE, INTERNET S	01-11-00-520209	69.31
FIFTH THIRD BANK	083122	09/01/2022	SPOERL INTERNET (50%)	01-11-00-520209	74.95
FIFTH THIRD BANK	083122	09/01/2022	ROTARY BUILDING PHONES, I	01-11-00-520209	65.54
FIFTH THIRD BANK	083122	09/01/2022	BUSINESS PHONE LINES (50%)	01-11-00-520209	1,428.34
FIFTH THIRD BANK	083122	09/01/2022	SHAMROCK HILLS PHONE SER	01-11-00-520209	99.13
FIFTH THIRD BANK	083122	09/01/2022	WEST BEACH INTERNET, VIDE	01-11-00-520209	106.50
FIFTH THIRD BANK	083122	09/01/2022	ADMIN, MAIN BEACH, POLICE	01-11-00-520209	630.36
FIFTH THIRD BANK	083122	09/01/2022	GRAND OAKS VIDEO, INTERNE	01-11-00-520209	140.99
FIFTH THIRD BANK	083122	09/01/2022	WOODSCREEK PHONE, INTER	01-11-00-520209	109.55
FIFTH THIRD BANK	083122	09/01/2022	VERIZON AUGUST 2022 (14.8	01-11-00-520209	428.53
FIFTH THIRD BANK	083122	09/01/2022	POSTAGE MACHINE LEASE (33	01-11-00-520216	192.36
FIFTH THIRD BANK	083122	09/01/2022	GFOA ANNUAL DUES BECKE	01-11-00-520223	150.00
FIFTH THIRD BANK	083122	09/01/2022	NRPA RENEW CPRP CEU HERB	01-11-00-520223	35.00
FIFTH THIRD BANK	083122	09/01/2022	GFOA GAAP TRAINING BECKE	01-11-00-520225	135.00
FIFTH THIRD BANK	083122	09/01/2022	IGFOA TRAINING	01-11-00-520225	35.00
FIFTH THIRD BANK	083122	09/01/2022	TRAINING SEMINAR OLAS (50	01-11-00-520225	75.00
FIFTH THIRD BANK	083122	09/01/2022	TRAINING SEMINAR OLAS (50	01-11-00-520225	75.00
FIFTH THIRD BANK	083122	09/01/2022	ANNEXATION ORDINANCE 22.	01-11-00-520250	75.92
FIFTH THIRD BANK	083122	09/01/2022	COFFEE SUPPLIES (32.85%)	01-11-00-530425	83.84
FIFTH THIRD BANK	083122	09/01/2022	COFFEE SUPPLIES (50%)	01-11-00-530425	20.94
FIFTH THIRD BANK	083122	09/01/2022	COFFEE SUPPLIES (32.85%)	01-11-00-530425	83.84
FIFTH THIRD BANK	083122	09/01/2022	OFFICE SUPPLIES (50%)	01-11-00-530553	80.65
FIFTH THIRD BANK	083122	09/01/2022	OFFICE SUPPLIES (50%)	01-11-00-530553	497.89
FIFTH THIRD BANK	083122	09/01/2022	OFFICE SUPPLIES (50%)	01-11-00-530553	27.33
FIFTH THIRD BANK	083122	09/01/2022	HR ID TRAVEL CASE (50%)	01-11-00-530553	54.14
FIFTH THIRD BANK	083122	09/01/2022	CR OFFICE SUPPLIES (50%)	01-11-00-530553	-3.26
FIFTH THIRD BANK	083122	09/01/2022	OFFICE SUPPLIES (50%)	01-11-00-530553	7.74
FIFTH THIRD BANK	083122	09/01/2022	OFFICE SUPPLIES (17.15%)	01-11-00-530553	43.77
FIFTH THIRD BANK	083122	09/01/2022	OFFICE SUPPLIES-CC ROLL PAP	01-11-00-530553	31.98
FIFTH THIRD BANK	083122	09/01/2022	OFFICE SUPPLIES (50%)	01-11-00-530553	28.00
FIFTH THIRD BANK	083122	09/01/2022	LAPTOP - FIELD MAINTENANC	01-11-00-530563	1,178.85
FIFTH THIRD BANK	083122	09/01/2022	OFFICE CHAIR -AMY OLSON (5	01-11-00-570028	147.50
FIFTH THIRD BANK	083122	09/01/2022	STAFF MEAL	01-11-00-570250	131.07
FIFTH THIRD BANK	083122	09/01/2022	STAFF MEETING MEAL (50%)	01-11-00-570250	35.96
FIFTH THIRD BANK	083122	09/01/2022	NISRA GOLF OUTING	01-11-00-570676	300.00
FIFTH THIRD BANK	083122	09/01/2022	NISRA GOLF OUTING	01-11-00-570676	309.00
FIFTH THIRD BANK	083122	09/01/2022	NISRA GOLF OUTING	01-11-00-570676	300.00
FIFTH THIRD BANK	083122	09/01/2022	NPRA CONFERENCE TRAVEL -	01-11-00-570677	461.35
FIFTH THIRD BANK	083122	09/01/2022	NPRA CONFERENCE TRAVEL -	01-11-00-570677	644.05
FIFTH THIRD BANK	083122	09/01/2022	FUEL - JULY (75%)	01-12-00-520205	2,649.56
FIFTH THIRD BANK	083122	09/01/2022	VERIZON AUGUST 2022 (43.6	01-12-00-520209	1,260.69
FIFTH THIRD BANK	083122	09/01/2022	I-PASS TOLL VIOLATIONS	01-12-00-520692	7.80
FIFTH THIRD BANK	083122	09/01/2022	GAS TRUCK 28	01-12-00-530260	77.63
FIFTH THIRD BANK	083122	09/01/2022	GAS TRUCK 22	01-12-00-530260	26.00

Expense Approval Report

Post Dates: 9/1/2022 - 9/30/2022

Vendor Name	Payable Number	Post Date	Description (Item)	Account Number	Amount
FIFTH THIRD BANK	083122	09/01/2022	GARBAGE - FUEL CHARGE JUL	01-12-00-530260	883.19
FIFTH THIRD BANK	083122	09/01/2022	GAS LIPPOLD EQUIPMENT	01-12-00-530260	88.71
FIFTH THIRD BANK	083122	09/01/2022	GAS TRUCK 25	01-12-00-530260	92.58
FIFTH THIRD BANK	083122	09/01/2022	GAS TRUCK 11	01-12-00-530260	111.52
FIFTH THIRD BANK	083122	09/01/2022	LABELS	01-12-00-530553	78.28
FIFTH THIRD BANK	083122	09/01/2022	TRUCK VINYL NUMBER DECAL	01-12-00-530553	37.00
FIFTH THIRD BANK	083122	09/01/2022	PRINTER INK	01-12-00-530553	512.38
FIFTH THIRD BANK	083122	09/01/2022	LABELS	01-12-00-530553	90.28
FIFTH THIRD BANK	083122	09/01/2022	STAPLERS	01-12-00-530553	20.63
FIFTH THIRD BANK	083122	09/01/2022	ZIP TIES	01-12-00-530672	119.90
FIFTH THIRD BANK	083122	09/01/2022	TRIMMER LINE	01-12-00-530673	54.58
FIFTH THIRD BANK	083122	09/01/2022	MOWER HEX NUTS	01-12-00-530675	22.62
FIFTH THIRD BANK	083122	09/01/2022	SELF TAPPING SCREW	01-12-00-530675	43.50
FIFTH THIRD BANK	083122	09/01/2022	KUBOTA MOWERS SAFETY SW	01-12-00-530675	19.78
FIFTH THIRD BANK	083122	09/01/2022	MOWER TIRE	01-12-00-530675	254.94
FIFTH THIRD BANK	083122	09/01/2022	RECOIL ASSEMBLY	01-12-00-530675	185.37
FIFTH THIRD BANK	083122	09/01/2022	DINGO MOWER V-BELT	01-12-00-530675	175.15
FIFTH THIRD BANK	083122	09/01/2022	MULTI TRAC TIRE	01-12-00-530675	133.97
FIFTH THIRD BANK	083122	09/01/2022	MOWER BLADE BOLTS	01-12-00-530675	129.00
FIFTH THIRD BANK	083122	09/01/2022	SCAG LOCKNUT	01-12-00-530675	8.48
FIFTH THIRD BANK	083122	09/01/2022	CR MOWER TIRE	01-12-00-530675	-127.47
FIFTH THIRD BANK	083122	09/01/2022	SCAG SPINDLE BOLT SPACER	01-12-00-530675	111.95
FIFTH THIRD BANK	083122	09/01/2022	RECOIL ASSEMBLY	01-12-00-530675	87.22
FIFTH THIRD BANK	083122	09/01/2022	SCAG BOLT	01-12-00-530675	48.80
FIFTH THIRD BANK	083122	09/01/2022	TRUCK BACK UP ALARM	01-12-00-530691	89.89
FIFTH THIRD BANK	083122	09/01/2022	TRUCK FOG LIGHT BULBS	01-12-00-530691	30.98
FIFTH THIRD BANK	083122	09/01/2022	REPLACE BROKEN LIGHT FIXT	01-12-00-550152	434.96
FIFTH THIRD BANK	083122	09/01/2022	BASKETBALL NETS NORTH PA	01-12-00-550559	24.30
FIFTH THIRD BANK	083122	09/01/2022	BASKETBALL NETS SOUTH PAR	01-12-00-550664	24.30
FIFTH THIRD BANK	083122	09/01/2022	VERIZON AUGUST 2022 (5.15	01-14-00-520209	148.59
FIFTH THIRD BANK	083122	09/01/2022	VERIZON AUGUST 2022 (1.72	01-14-00-520209	49.53
FIFTH THIRD BANK	083122	09/01/2022	INTERNAL AFFAIRS CONFEREN	01-14-00-520225	244.08
FIFTH THIRD BANK	083122	09/01/2022	IL ASSN OF CHIEFS OF POLICE	01-14-00-550603	95.00
FIFTH THIRD BANK	083122	09/01/2022	ILEAS ANNUAL MEMBERSHIP	01-14-00-550603	60.00
FIFTH THIRD BANK	083122	09/01/2022	ILLINOIS BASSETT ALCOHOL S	01-14-00-550603	14.99
FIFTH THIRD BANK	083122	09/01/2022	GARBAGE - GRAND OAKS	02-11-00-520205	134.53
FIFTH THIRD BANK	083122	09/01/2022	WEST BEACH INTERNET, VIDE	02-11-00-520209	106.50
FIFTH THIRD BANK	083122	09/01/2022	SHAMROCK HILLS INTERNET S	02-11-00-520209	64.97
FIFTH THIRD BANK	083122	09/01/2022	BUSINESS PHONE LINES (50%)	02-11-00-520209	1,428.34
FIFTH THIRD BANK	083122	09/01/2022	SHAMROCK HILLS PHONE SER	02-11-00-520209	99.14
FIFTH THIRD BANK	083122	09/01/2022	ROTARY BUILDING PHONES, I	02-11-00-520209	65.54
FIFTH THIRD BANK	083122	09/01/2022	GARAGE PHONE, INTERNET S	02-11-00-520209	69.30
FIFTH THIRD BANK	083122	09/01/2022	VERIZON AUGUST 2022 (16.1	02-11-00-520209	466.54
FIFTH THIRD BANK	083122	09/01/2022	SPOERL INTERNET (50%)	02-11-00-520209	74.95
FIFTH THIRD BANK	083122	09/01/2022	GRAND OAKS VIDEO, INTERNE	02-11-00-520209	140.99
FIFTH THIRD BANK	083122	09/01/2022	WOODSCREEK PHONE, INTER	02-11-00-520209	109.55
FIFTH THIRD BANK	083122	09/01/2022	BONCOSKY, GLC PHONE SERVI	02-11-00-520209	83.32
FIFTH THIRD BANK	083122	09/01/2022	ADMIN, MAIN BEACH, POLICE	02-11-00-520209	630.36
FIFTH THIRD BANK	083122	09/01/2022	BONCOSKY, GLC PHONE SERVI	02-11-00-520209	83.32
FIFTH THIRD BANK	083122	09/01/2022	POSTAGE MACHINE LEASE (33	02-11-00-520216	192.36
FIFTH THIRD BANK	083122	09/01/2022	NRPA RENEW CPRP CEU HERB	02-11-00-520223	35.00
FIFTH THIRD BANK	083122	09/01/2022	SHAW MEDIA ARCHIVE SUBSC	02-11-00-530360	4.95
FIFTH THIRD BANK	083122	09/01/2022	STAFF NISRA GOLF OUTING S	02-11-00-530360	150.91
FIFTH THIRD BANK	083122	09/01/2022	MONTHLY CREATIVE CLOUD S	02-11-00-530360	159.98
FIFTH THIRD BANK	083122	09/01/2022	LOCAL SEARCH SERVICES BAR	02-11-00-530360	299.00
FIFTH THIRD BANK	083122	09/01/2022	COFFEE SUPPLIES (50%)	02-11-00-530425	20.94
FIFTH THIRD BANK	083122	09/01/2022	OFFICE SUPPLIES (50%)	02-11-00-530553	80.65
FIFTH THIRD BANK	083122	09/01/2022	HR ID TRAVEL CASE (50%)	02-11-00-530553	54.14
FIFTH THIRD BANK	083122	09/01/2022	OFFICE SUPPLIES (17.15%)	02-11-00-530553	43.76
FIFTH THIRD BANK	083122	09/01/2022	OFFICE SUPPLIES (50%)	02-11-00-530553	28.00

Expense Approval Report

Post Dates: 9/1/2022 - 9/30/2022

Vendor Name	Payable Number	Post Date	Description (Item)	Account Number	Amount
FIFTH THIRD BANK	083122	09/01/2022	OFFICE SUPPLIES (50%)	02-11-00-530553	27.33
FIFTH THIRD BANK	083122	09/01/2022	OFFICE SUPPLIES (50%)	02-11-00-530553	497.89
FIFTH THIRD BANK	083122	09/01/2022	CR OFFICE SUPPLIES (50%)	02-11-00-530553	-3.26
FIFTH THIRD BANK	083122	09/01/2022	OFFICE SUPPLIES-CC ROLL PAP	02-11-00-530553	32.00
FIFTH THIRD BANK	083122	09/01/2022	OFFICE SUPPLIES	02-11-00-530553	29.89
FIFTH THIRD BANK	083122	09/01/2022	OFFICE SUPPLIES (50%)	02-11-00-530553	7.73
FIFTH THIRD BANK	083122	09/01/2022	WIRELESS MOUSE	02-11-00-530553	30.98
FIFTH THIRD BANK	083122	09/01/2022	LAPTOPS - EXTENDED TIME ST	02-11-00-530563	7,242.00
FIFTH THIRD BANK	083122	09/01/2022	OFFICE CHAIR - JESSICA ETTE	02-11-00-570028	379.99
FIFTH THIRD BANK	083122	09/01/2022	OFFICE CHAIR -AMY OLSON (5	02-11-00-570028	147.50
FIFTH THIRD BANK	083122	09/01/2022	STAFF MEETING MEAL (50%)	02-11-00-570250	35.95
FIFTH THIRD BANK	083122	09/01/2022	SPRA SHOWCASE 2022 STOLT	02-11-00-570676	6.50
FIFTH THIRD BANK	083122	09/01/2022	SPRA SHOWCASE 2022 KOENI	02-11-00-570676	6.50
FIFTH THIRD BANK	083122	09/01/2022	IPRA CONFERENCE PETERSON	02-11-00-570676	60.00
FIFTH THIRD BANK	083122	09/01/2022	IPRA CONFERENCE STOLT	02-11-00-570676	60.00
FIFTH THIRD BANK	083122	09/01/2022	CUBS ROOFTOP TICKETS	02-11-00-570676	450.00
FIFTH THIRD BANK	083122	09/01/2022	IPRA CONFERENCE KOENIG	02-11-00-570676	60.00
FIFTH THIRD BANK	083122	09/01/2022	IPRA DIVERSITY EDUCATION B	02-11-00-570676	60.00
FIFTH THIRD BANK	083122	09/01/2022	FITNESS EQUIPMENT	02-62-00-503209	56.05
FIFTH THIRD BANK	083122	09/01/2022	FITNESS EQUIPMENT	02-62-00-503209	19.46
FIFTH THIRD BANK	083122	09/01/2022	FITNESS BALLS	02-62-00-503328	53.59
FIFTH THIRD BANK	083122	09/01/2022	BARLINA PHONES, INTERNET (02-63-00-502133	195.50
FIFTH THIRD BANK	083122	09/01/2022	CAMP TRIP ROCKFORD DISCO	02-63-00-502186	496.00
FIFTH THIRD BANK	083122	09/01/2022	CAMP STAFF MEAL	02-63-00-502186	229.72
FIFTH THIRD BANK	083122	09/01/2022	CAMP TRIP DOLPHIN COVE	02-63-00-502186	505.00
FIFTH THIRD BANK	083122	09/01/2022	CAMP TRIP ROCKFORD DISCO	02-63-00-502186	526.00
FIFTH THIRD BANK	083122	09/01/2022	SUMMER TRIP RAINBOW FALL	02-63-00-502186	540.00
FIFTH THIRD BANK	083122	09/01/2022	CAMP TRIP MOVIE THEATRE	02-63-00-502186	880.00
FIFTH THIRD BANK	083122	09/01/2022	CAMP TRIP GREEN MEADOW	02-63-00-502186	1,102.10
FIFTH THIRD BANK	083122	09/01/2022	LEADERSHIP MEETING MEAL	02-63-00-502188	174.82
FIFTH THIRD BANK	083122	09/01/2022	AUGUST CAMP PROFILES	02-63-00-502188	425.36
FIFTH THIRD BANK	083122	09/01/2022	CAMP TRIP ENCHANTED CAST	02-63-00-502188	660.45
FIFTH THIRD BANK	083122	09/01/2022	VERIZON AUGUST 2022 (12.0	02-63-00-502220	346.71
FIFTH THIRD BANK	083122	09/01/2022	NRPA RENEW CPRP CEU THO	02-63-00-502220	70.00
FIFTH THIRD BANK	083122	09/01/2022	VERIZON AUGUST 2022 (3.43	02-63-00-502220	99.06
FIFTH THIRD BANK	083122	09/01/2022	ROTARY BUILDING PHONES, I	02-63-00-502220	131.07
FIFTH THIRD BANK	083122	09/01/2022	CR CAMP SUPPLIES	02-63-00-503186	-6.63
FIFTH THIRD BANK	083122	09/01/2022	CAMP SPECIAL EVENT SUPPLI	02-63-00-503187	64.42
FIFTH THIRD BANK	083122	09/01/2022	BALLET CLASS BLUEPRINTS DI	02-64-00-503205	59.98
FIFTH THIRD BANK	083122	09/01/2022	DANCING, DRINKS DATE NIGH	02-64-00-503205	32.97
FIFTH THIRD BANK	083122	09/01/2022	DANCING, DRINKS DATE NIGH	02-64-00-503205	94.84
FIFTH THIRD BANK	083122	09/01/2022	HAPKIDO UNIFORMS	02-64-00-503283	47.00
FIFTH THIRD BANK	083122	09/01/2022	MUSIC THEATRE INTERNATIO	02-64-00-503383	815.00
FIFTH THIRD BANK	083122	09/01/2022	SANITIZING WAND SENIOR CE	02-65-00-503469	37.98
FIFTH THIRD BANK	083122	09/01/2022	TEMPORARY TATTOOS FLANN	02-66-00-503128	264.51
FIFTH THIRD BANK	083122	09/01/2022	SOFTBALLS MEN'S ADULT SOF	02-68-00-503363	1,625.63
FIFTH THIRD BANK	083122	09/01/2022	SOFTBALL LEAGUE ICE PACKS	02-68-00-503363	79.98
FIFTH THIRD BANK	083122	09/01/2022	SOFTBALLS CO-ED ADULT SOF	02-68-00-503363	940.28
FIFTH THIRD BANK	083122	09/01/2022	GARBAGE - LIPPOLD	02-68-00-520205	617.45
FIFTH THIRD BANK	083122	09/01/2022	BATTING CAGE SOFTBALLS	02-68-00-530404	166.26
FIFTH THIRD BANK	083122	09/01/2022	NATURE PROGRAM SUPPLIES	08-11-00-503620	69.97
FIFTH THIRD BANK	083122	09/01/2022	PALMER HOUSE PROGRAMS C	08-11-00-503636	65.70
FIFTH THIRD BANK	083122	09/01/2022	PALMER HOUSE PROGRAMS C	08-11-00-503636	9.02
FIFTH THIRD BANK	083122	09/01/2022	PALMER HOUSE PROGRAMS C	08-11-00-503636	43.80
FIFTH THIRD BANK	083122	09/01/2022	PALMER HOUSE PROGRAMS C	08-11-00-503636	54.36
FIFTH THIRD BANK	083122	09/01/2022	PALMER HOUSE PROGRAMS C	08-11-00-503636	20.95
FIFTH THIRD BANK	083122	09/01/2022	VERIZON AUGUST 2022 (1.32	08-11-00-520209	38.01
FIFTH THIRD BANK	083122	09/01/2022	NATURE CENTER PHONES, INT	08-11-00-520209	199.11
FIFTH THIRD BANK	083122	09/01/2022	NATURALIST SUPPLIES	08-11-00-530352	24.67
FIFTH THIRD BANK	083122	09/01/2022	NATURALIST SUPPLIES	08-11-00-530352	14.98

Expense Approval Report

Post Dates: 9/1/2022 - 9/30/2022

Vendor Name	Payable Number	Post Date	Description (Item)	Account Number	Amount
FIFTH THIRD BANK	083122	09/01/2022	BUS BOX LIFE GUARD FOOT RI	11-11-00-570021	18.93
FIFTH THIRD BANK	083122	09/01/2022	SHAVED ICE SYRUP	12-11-01-530010	100.81
FIFTH THIRD BANK	083122	09/01/2022	OFFICE SUPPLIES-CC ROLL PAP	12-11-01-530741	181.97
FIFTH THIRD BANK	083122	09/01/2022	CANDY - CONCESSIONS	12-11-04-530005	69.92
FIFTH THIRD BANK	083122	09/01/2022	CANDY - CONCESSIONS	12-11-04-530005	102.72
FIFTH THIRD BANK	083122	09/01/2022	CUPS FOR BEER GARDEN	12-11-04-530020	93.52
FIFTH THIRD BANK	083122	09/01/2022	GARBAGE - GLC	19-11-00-520205	133.22
FIFTH THIRD BANK	083122	09/01/2022	BONCOSKY, GLC PHONE SERVI	19-11-00-520209	83.32
FIFTH THIRD BANK	083122	09/01/2022	BONCOSKY, GLC PHONE SERVI	19-11-00-520209	83.31
FIFTH THIRD BANK	083122	09/01/2022	VERIZON AUGUST 2022 (1.72	19-11-00-520209	49.52
FIFTH THIRD BANK	083122	09/01/2022	GOLF LEARNING CENTER CON	19-11-00-530020	27.98
FIFTH THIRD BANK	083122	09/01/2022	MINI GOLF PENCILS	19-11-00-530402	77.96
FIFTH THIRD BANK	083122	09/01/2022	BUTTERFLY NETS	19-11-00-560676	41.97
FIFTH THIRD BANK	083122	09/01/2022	SUND FIELD SUPPLIES	19-11-00-570120	839.23
FIFTH THIRD BANK	083122	09/01/2022	RAKE	19-11-00-570120	108.99
FIFTH THIRD BANK	083122	09/01/2022	MONTHLY GARBAGE SERVICE	20-11-00-520205	474.17
FIFTH THIRD BANK	083122	09/01/2022	TRC PHONES, INTERNET (13.1	20-11-00-520209	250.93
FIFTH THIRD BANK	083122	09/01/2022	MONTHLY TV SUBSCRIPTION	20-11-00-520209	97.08
FIFTH THIRD BANK	083122	09/01/2022	MONTHLY SERVICE	20-11-00-520214	818.85
FIFTH THIRD BANK	083122	09/01/2022	MONTHLY SERVICE	20-11-00-520214	818.85
FIFTH THIRD BANK	083122	09/01/2022	POSTAGE MACHINE LEASE (33	20-11-00-520216	192.36
FIFTH THIRD BANK	083122	09/01/2022	PROMO MAGNETS	20-11-00-530365	364.00
FIFTH THIRD BANK	083122	09/01/2022	BALL HOPPERS	20-11-00-530460	285.07
FIFTH THIRD BANK	083122	09/01/2022	PRINTER CARTRIDGES	20-11-00-530553	205.98
FIFTH THIRD BANK	083122	09/01/2022	TOURNAMENT APPROVAL FEE	20-11-00-530579	50.00
FIFTH THIRD BANK	083122	09/01/2022	TOURNAMENT APPROVAL FEE	20-11-00-530579	50.00
FIFTH THIRD BANK	083122	09/01/2022	SPRAYER HEADS	20-11-00-560353	29.88
FIFTH THIRD BANK	083122	09/01/2022	GRIP CREAM	20-11-00-580733	139.98
FIFTH THIRD BANK	083122	09/01/2022	STAPLE GUN	20-11-00-580745	30.98
				Paid Total:	48,347.43
				Vendor 00010 - FIFTH THIRD BANK Total:	48,347.43

Vendor: 28386 - FITZGERALD'S OCTAGON HOUSE, INC

Paid

FITZGERALD'S OCTAGON HOU	1466	09/14/2022	FISH BOIL TRIP	02-65-00-502466	1,128.00
				Paid Total:	1,128.00

Vendor 28386 - FITZGERALD'S OCTAGON HOUSE, INC Total: 1,128.00

Vendor: 28389 - FIVE STAR PAINTING OF CRYSTAL LAKE

Paid

FIVE STAR PAINTING OF CRYST	INV0028350	09/16/2022	DEPOSIT FOR PAINT PROJECTS	01-12-00-520160	766.00
FIVE STAR PAINTING OF CRYST	INV0028350	09/16/2022	DEPOSIT FOR PAINT PROJECTS	19-11-00-570120	725.00
				Paid Total:	1,491.00

Vendor 28389 - FIVE STAR PAINTING OF CRYSTAL LAKE Total: 1,491.00

Vendor: 28390 - FJR TREE, INC

Outstanding

FJR TREE, INC	10566	09/20/2022	BROKEN BRANCH REMOVAL	01-12-00-520221	250.00
FJR TREE, INC	10591	09/23/2022	TREE PRUNING	01-12-00-520221	795.00
				Outstanding Total:	1,045.00

Vendor 28390 - FJR TREE, INC Total: 1,045.00

Vendor: 28997 - FOUR SEASONS CARE LLC

Outstanding

FOUR SEASONS CARE LLC	371	09/06/2022	Contractual Mowing	01-12-00-520219	6,615.00
				Outstanding Total:	6,615.00

Vendor 28997 - FOUR SEASONS CARE LLC Total: 6,615.00

Vendor: 30870 - GESKE AND SONS, INC

Outstanding

GESKE AND SONS, INC	1979	09/06/2022	VIRGIN GRADE 9	01-12-00-550571	578.84
GESKE AND SONS, INC	1980	09/06/2022	SCREENINGS LIMESTONE	01-12-00-550571	466.95

Expense Approval Report

Post Dates: 9/1/2022 - 9/30/2022

Vendor Name	Payable Number	Post Date	Description (Item)	Account Number	Amount
GESKE AND SONS, INC	2052	09/12/2022	VIRGIN GRADE 9 GRAVEL	01-12-00-550571	1,976.37
GESKE AND SONS, INC	2064	09/15/2022	VIRGIN 9 GRAVEL	01-12-00-550571	2,023.23
GESKE AND SONS, INC	2142	09/26/2022	LIMESTONE SCREENINGS FOR	01-12-00-550571	471.50
GESKE AND SONS, INC	2144	09/26/2022	VIRGIN GRADE 9 - LIPPOLD	01-12-00-550571	575.12
GESKE AND SONS, INC	2145	09/26/2022	SAND - LIPPOLD	01-12-00-550571	826.23

Outstanding Total: 6,918.24

Vendor 30870 - GESKE AND SONS, INC Total: 6,918.24

Vendor: 30890 - GEWALT-HAMILTON ASSOC., INC.

Outstanding

GEWALT-HAMILTON ASSOC., I	4129.160.3	09/08/2022	Hill Farm - Engineering Servic	16-11-00-570031	3,550.00
GEWALT-HAMILTON ASSOC., I	4129.161.3	09/08/2022	Grand Oaks - Engineering Serv	16-11-00-570031	3,000.00
GEWALT-HAMILTON ASSOC., I	4129.163.3	09/09/2022	Admin Bldg Engineering Servi	16-11-00-570031	2,100.00

Outstanding Total: 8,650.00

Vendor 30890 - GEWALT-HAMILTON ASSOC., INC. Total: 8,650.00

Vendor: 32105 - GORDON FLESCH CO., INC.

Outstanding

GORDON FLESCH CO., INC.	13906915	09/24/2022	ANNUAL COPIER LEASE	20-11-00-520215	2,249.00
-------------------------	----------	------------	---------------------	-----------------	----------

Outstanding Total: 2,249.00

Vendor 32105 - GORDON FLESCH CO., INC. Total: 2,249.00

Vendor: 32300 - GRAINGER

Outstanding

GRAINGER	9428290374	09/06/2022	EXIT SIGN	01-12-00-550153	189.44
GRAINGER	9429417026	09/06/2022	HEATER FOR STERNES	01-12-00-550106	234.23
GRAINGER	9436407630	09/08/2022	COM ED BILL INCENTIVE	01-12-00-550153	-5.00
GRAINGER	9437746291	09/08/2022	SELF-LATCHING GATE LATCH -	01-12-00-550154	5.13
GRAINGER	9442434354	09/15/2022	TOOLS FOR BOB	01-12-00-530227	501.18
GRAINGER	9457191527	09/27/2022	MICROFIBER CLOTHS	01-12-00-530227	71.60
GRAINGER	9459165305	09/28/2022	BATTERY FOR DRILL	01-12-00-530227	192.64

Outstanding Total: 1,189.22

Vendor 32300 - GRAINGER Total: 1,189.22

Vendor: 32570 - GREAT AMERICA LEASING CORP

Outstanding

GREAT AMERICA LEASING CO	32488234	09/29/2022	MONTHLY LEASE AGREEMENT	01-11-00-520215	159.60
GREAT AMERICA LEASING CO	32488234	09/29/2022	MONTHLY LEASE AGREEMENT	02-11-00-520215	159.60
GREAT AMERICA LEASING CO	32488234	09/29/2022	MONTHLY LEASE AGREEMENT	20-11-00-520215	79.80

Outstanding Total: 399.00

Vendor 32570 - GREAT AMERICA LEASING CORP Total: 399.00

Vendor: 34250 - HAGG PRESS, INC.

Outstanding

HAGG PRESS, INC.	116175	09/02/2022	PRE PURCHASE PAPER STOCK	02-11-00-530395	2,025.00
------------------	--------	------------	--------------------------	-----------------	----------

Outstanding Total: 2,025.00

Vendor 34250 - HAGG PRESS, INC. Total: 2,025.00

Vendor: 46540 - HEIDI JENKINS

Paid

HEIDI JENKINS	INV0028373	09/28/2022	REFUND FOR ET PROGRAM NI	01-210710	540.00
---------------	------------	------------	--------------------------	-----------	--------

Paid Total: 540.00

Vendor 46540 - HEIDI JENKINS Total: 540.00

Vendor: 36300 - HEY AND ASSOCIATES, INC.

Outstanding

HEY AND ASSOCIATES, INC.	21-0059-14878	09/26/2022	LAKE CONSULTING SERVICES	01-12-00-520695	8,450.00
HEY AND ASSOCIATES, INC.	22-0198-15422	09/20/2022	CONTROL OF PHRAGMITES RE	01-12-00-530696	4,000.00
HEY AND ASSOCIATES, INC.	22-0209-15358	09/06/2022	Lake consulting services	01-12-00-520695	10,775.00
HEY AND ASSOCIATES, INC.	22-0209-15531	09/28/2022	Lake consulting services	01-12-00-520695	5,380.00

Outstanding Total: 28,605.00

Vendor 36300 - HEY AND ASSOCIATES, INC. Total: 28,605.00

Expense Approval Report

Post Dates: 9/1/2022 - 9/30/2022

Vendor Name	Payable Number	Post Date	Description (Item)	Account Number	Amount
Vendor: 36600 - HITCHCOCK DESIGN GROUP					
Paid					
HITCHCOCK DESIGN GROUP	28835	09/12/2022	COMPREHENSIVE MASTER PL	01-11-00-520212	6,416.50
HITCHCOCK DESIGN GROUP	28836	09/14/2022	Haligus Road Park Phase One	16-11-00-520212	3,700.00
Paid Total:					10,116.50
Vendor 36600 - HITCHCOCK DESIGN GROUP Total:					10,116.50

Vendor: 34100 - HKS SYSTEMS, INC					
Outstanding					
HKS SYSTEMS, INC	12901	09/26/2022	NEW BLUE LOCKS FOR PARKS	01-12-00-550559	120.00
HKS SYSTEMS, INC	12901	09/26/2022	NEW BLUE LOCKS FOR PARKS	01-12-00-550664	120.00
HKS SYSTEMS, INC	13106	09/06/2022	REPLACE 40 LOCKS	01-12-00-550559	210.00
HKS SYSTEMS, INC	13106	09/06/2022	REPLACE 40 LOCKS	01-12-00-550664	210.00
HKS SYSTEMS, INC	13120	09/12/2022	REPLACE WORN OUT HOLD O	01-12-00-520152	585.00
HKS SYSTEMS, INC	13121	09/12/2022	6 PADLOCKS	01-12-00-550559	90.00
HKS SYSTEMS, INC	13121	09/12/2022	6 PADLOCKS	01-12-00-550664	90.00
HKS SYSTEMS, INC	13138	09/26/2022	DURA ROLLER INSTALLED AND	01-12-00-520154	620.00
HKS SYSTEMS, INC	13140	09/26/2022	NEW BLUE LOCKS FOR PARKS	01-12-00-550559	90.00
HKS SYSTEMS, INC	13140	09/26/2022	NEW BLUE LOCKS FOR PARKS	01-12-00-550664	90.00
HKS SYSTEMS, INC	13146	09/29/2022	NEW KEYS	01-12-00-550559	180.00
HKS SYSTEMS, INC	13146	09/29/2022	NEW KEYS	01-12-00-550664	180.00
Outstanding Total:					2,585.00
Vendor 34100 - HKS SYSTEMS, INC Total:					2,585.00

Vendor: 37150 - HOME DEPOT CREDIT CARD SERVICE					
Outstanding					
HOME DEPOT CREDIT CARD S	0012863	09/15/2022	TOOLS	01-12-00-530228	229.00
HOME DEPOT CREDIT CARD S	0020269	09/15/2022	MATERIALS FOR KYLES OFFICE	01-12-00-550153	99.00
HOME DEPOT CREDIT CARD S	1020157	09/15/2022	MATERIALS FOR KYLES OFFICE	01-12-00-550153	84.79
HOME DEPOT CREDIT CARD S	1020213	09/15/2022	MATERIALS FOR KYLES OFFICE	01-12-00-550153	10.68
HOME DEPOT CREDIT CARD S	2020069	09/15/2022	NEW LIDS FOR DECK BOX AT	01-12-00-550152	72.30
HOME DEPOT CREDIT CARD S	2020069	09/15/2022	NEW LIDS FOR DECK BOX AT	01-12-00-550153	30.72
HOME DEPOT CREDIT CARD S	2021121	09/23/2022	PAINT FOR KYLES OFFICE	01-12-00-550153	758.84
HOME DEPOT CREDIT CARD S	2022895	09/07/2022	MATERIALS FOR MAIN BEACH	01-12-00-550152	170.75
HOME DEPOT CREDIT CARD S	2031019	09/12/2022	SANDPAPER AND PLASTIC BO	01-12-00-550664	46.18
HOME DEPOT CREDIT CARD S	2221521	09/07/2022	RETURN OF MAIN BEACH SIN	01-12-00-550152	-119.00
HOME DEPOT CREDIT CARD S	3021004	09/26/2022	MATERIALS FOR NEW STEPS B	02-64-00-503270	207.71
HOME DEPOT CREDIT CARD S	3021033	09/23/2022	BOARDS FOR KYLES OFFICE	01-12-00-550153	115.20
HOME DEPOT CREDIT CARD S	3022825	09/07/2022	MAIN BEACH SINK AND FAUC	01-12-00-550152	200.78
HOME DEPOT CREDIT CARD S	4043600	09/20/2022	PEGBOARD - PAVILION	20-11-00-560025	50.22
HOME DEPOT CREDIT CARD S	5020772	09/21/2022	MATERIALS FOR KYLE'S OFFIC	01-12-00-550153	102.55
HOME DEPOT CREDIT CARD S	5023606	09/12/2022	TILES-TRC/BITS-PICNIC TABLES	01-12-00-530670	7.37
HOME DEPOT CREDIT CARD S	5023606	09/12/2022	TILES-TRC/BITS-PICNIC TABLES	20-11-00-560151	37.88
HOME DEPOT CREDIT CARD S	6192130	09/07/2022	RETURN UNUSED CEDAR FRO	01-12-00-550153	-488.00
HOME DEPOT CREDIT CARD S	7023383	09/08/2022	MATERIALS FOR KYLES OFFICE	01-12-00-550153	144.00
HOME DEPOT CREDIT CARD S	8012787	09/07/2022	MATERIALS FOR BUILDING KY	01-12-00-550153	352.06
HOME DEPOT CREDIT CARD S	8020454	09/20/2022	MATERIALS FOR KYLE'S OFFIC	01-12-00-550153	114.98
HOME DEPOT CREDIT CARD S	8020504	09/20/2022	DRYWALL AND INSULATION F	01-12-00-550153	337.64
HOME DEPOT CREDIT CARD S	8021552	09/27/2022	LOCK FOR KYLE'S OFFICE	01-12-00-550153	168.47
HOME DEPOT CREDIT CARD S	9020330	09/21/2022	NEW LIDS ON GUARD BOX -	01-12-00-550152	42.79
HOME DEPOT CREDIT CARD S	9020338	09/21/2022	GO CONCRETE REPAIR	01-12-00-550164	34.53
HOME DEPOT CREDIT CARD S	H1920-185070	09/07/2022	WINDOW AND DOOR FOR KYL	01-12-00-550153	499.85
HOME DEPOT CREDIT CARD S	H1920-185644	09/12/2022	MATERIALS FOR KYLES OFFICE	01-12-00-550153	508.83
Outstanding Total:					3,820.12
Vendor 37150 - HOME DEPOT CREDIT CARD SERVICE Total:					3,820.12

Vendor: 41765 - IL DEPT OF AGRICULTURE					
Paid					
IL DEPT OF AGRICULTURE	CA12356	09/29/2022	CHANGE OF INFORMATION R	01-12-00-530335	60.00
Paid Total:					60.00
Vendor 41765 - IL DEPT OF AGRICULTURE Total:					60.00

Expense Approval Report

Post Dates: 9/1/2022 - 9/30/2022

Vendor Name	Payable Number	Post Date	Description (Item)	Account Number	Amount
Vendor: 41781 - ILLINOIS DEPT OF REVENUE					
Paid					
ILLINOIS DEPT OF REVENUE	INV0028309	09/02/2022	IL PR TAXES	01-290003	8,259.22
ILLINOIS DEPT OF REVENUE	INV0028349	09/16/2022	IL PR TAXES	01-290003	8,463.34
ILLINOIS DEPT OF REVENUE	INV0028394	09/30/2022	IL PR TAXES	01-290003	8,269.34
Paid Total:					24,991.90
Vendor 41781 - ILLINOIS DEPT OF REVENUE Total:					24,991.90

Vendor: 41782 - ILLINOIS DEPT. OF REVENUE					
Paid					
ILLINOIS DEPT. OF REVENUE	INV0028326	09/14/2022	08/22 SALES TAX REMITTANC	12-11-01-530735	707.00
ILLINOIS DEPT. OF REVENUE	INV0028326	09/14/2022	08/22 SALES TAX REMITTANC	12-11-04-530735	289.00
ILLINOIS DEPT. OF REVENUE	INV0028326	09/14/2022	08/22 SALES TAX REMITTANC	19-11-00-530735	80.00
ILLINOIS DEPT. OF REVENUE	INV0028326	09/14/2022	08/22 SALES TAX REMITTANC	20-11-00-580735	396.00
Paid Total:					1,472.00
Vendor 41782 - ILLINOIS DEPT. OF REVENUE Total:					1,472.00

Vendor: 41783 - ILLINOIS MUNICIPAL RETIREMENT FUND					
Paid					
ILLINOIS MUNICIPAL RETIREM	INV0028289	09/02/2022	Deferred IMRF	01-290003	4,048.61
ILLINOIS MUNICIPAL RETIREM	INV0028290	09/02/2022	Deferred IMRF	01-290003	2,059.62
ILLINOIS MUNICIPAL RETIREM	INV0028304	09/02/2022	Vol. IMRF Contr.	01-290003	3,264.61
ILLINOIS MUNICIPAL RETIREM	INV0028305	09/02/2022	Vol. IMRF Contr.	01-290003	1,057.58
ILLINOIS MUNICIPAL RETIREM	INV0028329	09/16/2022	Deferred IMRF	01-290003	4,270.39
ILLINOIS MUNICIPAL RETIREM	INV0028330	09/16/2022	Deferred IMRF	01-290003	2,088.61
ILLINOIS MUNICIPAL RETIREM	INV0028344	09/16/2022	Vol. IMRF Contr.	01-290003	3,500.73
ILLINOIS MUNICIPAL RETIREM	INV0028345	09/16/2022	Vol. IMRF Contr.	01-290003	1,005.54
ILLINOIS MUNICIPAL RETIREM	INV0028376	09/30/2022	Deferred IMRF	01-290003	4,156.54
ILLINOIS MUNICIPAL RETIREM	INV0028377	09/30/2022	Deferred IMRF	01-290003	2,112.01
ILLINOIS MUNICIPAL RETIREM	INV0028389	09/30/2022	Vol. IMRF Contr.	01-290003	3,238.86
ILLINOIS MUNICIPAL RETIREM	INV0028390	09/30/2022	Vol. IMRF Contr.	01-290003	1,063.22
ILLINOIS MUNICIPAL RETIREM	INV0028423	09/30/2022	Employer contribution 9/22	03-11-00-520236	43,686.18
ILLINOIS MUNICIPAL RETIREM	INV0028465	09/30/2022	B.JOHNSON 093022 IMRF	03-11-00-520236	4.73
Paid Total:					75,557.23
Vendor 41783 - ILLINOIS MUNICIPAL RETIREMENT FUND Total:					75,557.23

Vendor: 42348 - INTEGRA BUSINESS SYSTEMS INC					
Outstanding					
INTEGRA BUSINESS SYSTEMS I	INV104815	09/06/2022	COPIER - POLICE	01-14-00-530553	33.83
INTEGRA BUSINESS SYSTEMS I	INV105210	09/29/2022	TONER FOR OKI PRINTER	01-11-00-530553	280.00
INTEGRA BUSINESS SYSTEMS I	INV105210	09/29/2022	TONER FOR OKI PRINTER	02-11-00-530553	280.00
Outstanding Total:					593.83
Vendor 42348 - INTEGRA BUSINESS SYSTEMS INC Total:					593.83

Vendor: 39050 - INTERNAL REVENUE SERVICE					
Paid					
INTERNAL REVENUE SERVICE	INV0028308	09/02/2022	SOCIAL SECURITY	01-290003	22,241.38
INTERNAL REVENUE SERVICE	INV0028308	09/02/2022	FEDERAL PR TAXES	01-290003	13,506.03
INTERNAL REVENUE SERVICE	INV0028308	09/02/2022	MEDICARE	01-290003	5,201.76
INTERNAL REVENUE SERVICE	INV0028348	09/16/2022	SOCIAL SECURITY	01-290003	22,849.04
INTERNAL REVENUE SERVICE	INV0028348	09/16/2022	FEDERAL PR TAXES	01-290003	13,794.01
INTERNAL REVENUE SERVICE	INV0028348	09/16/2022	MEDICARE	01-290003	5,343.82
INTERNAL REVENUE SERVICE	INV0028393	09/30/2022	SOCIAL SECURITY	01-290003	22,406.54
INTERNAL REVENUE SERVICE	INV0028393	09/30/2022	FEDERAL PR TAXES	01-290003	13,466.37
INTERNAL REVENUE SERVICE	INV0028393	09/30/2022	MEDICARE	01-290003	5,240.40
Paid Total:					124,049.35
Vendor 39050 - INTERNAL REVENUE SERVICE Total:					124,049.35

Expense Approval Report

Post Dates: 9/1/2022 - 9/30/2022

Vendor Name	Payable Number	Post Date	Description (Item)	Account Number	Amount	
Vendor: 70040 - JAN COHEN						
Outstanding						
JAN COHEN	INV0028353	09/21/2022	DOG OBEDIENCE CONTRACT	02-68-00-501400	777.00	
					Outstanding Total:	777.00
					Vendor 70040 - JAN COHEN Total:	777.00
Vendor: 46627 - JENSEN'S PLUMBING & HEATING						
Outstanding						
JENSEN'S PLUMBING & HEATI	74231	09/06/2022	AIR CONDITIONING REPAIR -	01-12-00-520159	374.00	
					Outstanding Total:	374.00
					Vendor 46627 - JENSEN'S PLUMBING & HEATING Total:	374.00
Vendor: 47020 - JONATHAN IRIZARRY						
Outstanding						
JONATHAN IRIZARRY	INV0028320	09/06/2022	TOLL REIMBURSEMENT - ACA	01-11-00-570677	6.95	
JONATHAN IRIZARRY	INV0028321	09/06/2022	TOLL REIMBURSEMENT FROM	01-11-00-570677	3.30	
					Outstanding Total:	10.25
					Vendor 47020 - JONATHAN IRIZARRY Total:	10.25
Vendor: 33065 - JOSHUA SKAJA						
Outstanding						
JOSHUA SKAJA	INV0028314	09/06/2022	FLANNEL FEST ENTRANCE PER	02-66-00-502128	400.00	
					Outstanding Total:	400.00
					Vendor 33065 - JOSHUA SKAJA Total:	400.00
Vendor: 10700 - KARI BRUMMITT						
Outstanding						
KARI BRUMMITT	INV0028313	09/06/2022	AUGUST 2022 MILEAGE	02-63-00-502188	80.00	
					Outstanding Total:	80.00
					Vendor 10700 - KARI BRUMMITT Total:	80.00
Vendor: 48603 - KENNETH M FINKEL						
Outstanding						
KENNETH M FINKEL	INV0028315	09/06/2022	FLANNEL FEST BAND THIRD C	02-66-00-503128	2,200.00	
					Outstanding Total:	2,200.00
					Vendor 48603 - KENNETH M FINKEL Total:	2,200.00
Vendor: 20100 - KIM DUNN						
Paid						
KIM DUNN	INV0028310	09/01/2022	AUGUST 2022 MILEAGE	01-11-00-570677	5.00	
					Paid Total:	5.00
					Vendor 20100 - KIM DUNN Total:	5.00
Vendor: 48685 - KNAPHEIDE EQUIPMENT CO - CHICAGO						
Outstanding						
KNAPHEIDE EQUIPMENT CO -	CIJ4190	09/06/2022	TRAILER REPAIR	01-12-00-530673	443.26	
					Outstanding Total:	443.26
					Vendor 48685 - KNAPHEIDE EQUIPMENT CO - CHICAGO Total:	443.26
Vendor: 51800 - LEACH ENTERPRISES INC						
Outstanding						
LEACH ENTERPRISES INC	996048	09/12/2022	WAGON REPAIR	01-12-00-530673	64.90	
					Outstanding Total:	64.90
					Vendor 51800 - LEACH ENTERPRISES INC Total:	64.90
Vendor: 51910 - LEE AUTO PARTS INC						
Outstanding						
LEE AUTO PARTS INC	663720	09/12/2022	OIL FILTER	01-12-00-530691	10.05	
LEE AUTO PARTS INC	664895	09/23/2022	CMBN SWITCH FOR TRUCK	01-12-00-530691	120.59	
					Outstanding Total:	130.64
					Vendor 51910 - LEE AUTO PARTS INC Total:	130.64

Expense Approval Report

Post Dates: 9/1/2022 - 9/30/2022

Vendor Name	Payable Number	Post Date	Description (Item)	Account Number	Amount	
Vendor: 51992 - LEROY'S LAWN EQUIPMENT						
Outstanding						
LEROY'S LAWN EQUIPMENT	30070	09/21/2022	LEAF BLOWER REPAIR	01-12-00-530673	4.46	
					Outstanding Total:	4.46
Vendor 51992 - LEROY'S LAWN EQUIPMENT Total:					4.46	
Vendor: 53500 - LUCKY IN LOVE						
Outstanding						
LUCKY IN LOVE	247273	09/06/2022	LADIES CLOTHING	20-11-00-580710	262.24	
LUCKY IN LOVE	248161	09/14/2022	LADIES CLOTHING	20-11-00-580710	30.00	
					Outstanding Total:	292.24
Vendor 53500 - LUCKY IN LOVE Total:					292.24	
Vendor: 55968 - MCHENRY COUNTY DEPT OF HEALTH						
Outstanding						
MCHENRY COUNTY DEPT OF	1-107706	09/07/2022	ANNUAL WATER TESTING	20-11-00-520250	60.00	
					Outstanding Total:	60.00
Vendor 55968 - MCHENRY COUNTY DEPT OF HEALTH Total:					60.00	
Vendor: 56625 - MENARDS						
Outstanding						
MENARDS	70465-1	09/07/2022	BX WIRE - BARLINA	01-12-00-550156	188.38	
MENARDS	73599	09/07/2022	MATERIALS FOR SLIDE REPAIR	01-12-00-550664	8.75	
MENARDS	73609	09/01/2022	SPECTRICIDE, TAPE, MAGNETS	20-11-00-560562	52.76	
MENARDS	73806	09/07/2022	TAPCONS,WASHERS,& DRILL B	01-12-00-550172	29.66	
MENARDS	73850	09/07/2022	TAPCONS FOR SHED - BONCO	01-12-00-550172	31.96	
MENARDS	73910	09/06/2022	DELLA FOR PLAYGROUND REP	01-12-00-550664	41.46	
MENARDS	73916	09/06/2022	TOOLS	01-12-00-530227	33.94	
MENARDS	73919	09/07/2022	SUPPLIES FOR DECK - FOUR C	01-12-00-550666	17.76	
MENARDS	73933	09/07/2022	DELLA FOR PLAYGROUND REP	01-12-00-550664	28.96	
MENARDS	73943	09/06/2022	PICNIC TABLE SUPPLIES FOR	01-12-00-530670	154.54	
MENARDS	74057	09/07/2022	PLASTIC SILVERWARE & SLIDE	01-12-00-520153	83.88	
MENARDS	74092	09/07/2022	PATCH-WEST/PAINT & ROLLER	01-12-00-530670	51.86	
MENARDS	74092	09/07/2022	PATCH-WEST/PAINT & ROLLER	01-12-00-550154	15.99	
MENARDS	74321	09/08/2022	PAINT FOR PICNIC TABLES	01-12-00-530670	154.72	
MENARDS	74328	09/08/2022	MATERIALS FOR KYLES OFFICE	01-12-00-550153	259.98	
MENARDS	74674	09/15/2022	TANK SPRAYER, GLOVES, DEG	01-12-00-530227	278.70	
MENARDS	74861	09/23/2022	CAULK AND RAZOR KNIFE	01-12-00-530227	8.16	
MENARDS	74867	09/15/2022	HOSE NOZZLES AND CHEMICA	01-12-00-530227	80.68	
MENARDS	74869	09/15/2022	SPRAYER RETURN	01-12-00-530227	-31.38	
MENARDS	74960	09/16/2022	PAVILION CARPET	20-11-00-560025	111.50	
MENARDS	74962	09/23/2022	GROUNDS SUPPLIES	01-12-00-530227	19.98	
MENARDS	75230	09/26/2022	SLOW MOVING VEHICLE SIGN	02-64-00-503270	12.99	
MENARDS	75327	09/23/2022	FALL DECOR	01-12-00-530620	78.09	
MENARDS	75368	09/27/2022	PROOF COIL AND THREADLOC	01-12-00-550155	58.97	
MENARDS	75379-1	09/27/2022	SURFACEGUARD, SCENT BEAD	01-12-00-530227	6.65	
MENARDS	75382	09/26/2022	ZIPTIES&WIRE-MS/BRUSH-BE	01-12-00-550151	87.38	
MENARDS	75382	09/26/2022	ZIPTIES&WIRE-MS/BRUSH-BE	01-12-00-550155	87.39	
MENARDS	75382	09/26/2022	ZIPTIES&WIRE-MS/BRUSH-BE	01-12-00-550161	2.28	
MENARDS	75382	09/26/2022	ZIPTIES&WIRE-MS/BRUSH-BE	01-12-00-550172	45.76	
MENARDS	75386	09/28/2022	WOODEN STAKES FOR MARKI	08-11-00-550601	32.98	
MENARDS	75521	09/27/2022	STAIN,WOOD FILLER-GO/TOO	01-12-00-530227	16.65	
MENARDS	75521	09/27/2022	STAIN,WOOD FILLER-GO/TOO	01-12-00-550164	33.17	
MENARDS	75521	09/27/2022	STAIN,WOOD FILLER-GO/TOO	19-11-00-560676	183.72	
MENARDS	75546	09/27/2022	CAULK AND 3X4-GLC/PINE FO	01-12-00-550164	31.47	
MENARDS	75546	09/27/2022	CAULK AND 3X4-GLC/PINE FO	19-11-00-560151	19.55	
MENARDS	75607	09/30/2022	PROOF COIL - VA PLAYGROUN	01-12-00-550155	44.99	
MENARDS	75651	09/30/2022	PROOF COIL - VA PLAYGROUN	01-12-00-550155	19.99	
MENARDS	75821	09/30/2022	PAVILION CARPET TAPE	20-11-00-560025	47.98	
					Outstanding Total:	2,432.25
Vendor 56625 - MENARDS Total:					2,432.25	

Expense Approval Report

Post Dates: 9/1/2022 - 9/30/2022

Vendor Name	Payable Number	Post Date	Description (Item)	Account Number	Amount
Vendor: 56778 - METROPOLITAN LIFE INSURANCE COMPANY					
Paid					
METROPOLITAN LIFE INSURA	INV0028296	09/02/2022	MetLaw	01-290003	137.50
METROPOLITAN LIFE INSURA	INV0028336	09/16/2022	MetLaw	01-290003	137.50
Paid Total:					275.00
Vendor 56778 - METROPOLITAN LIFE INSURANCE COMPANY Total:					275.00
Vendor: 57335 - MINUTEMAN PRESS					
Outstanding					
MINUTEMAN PRESS	97591	09/27/2022	BARLINA HANDBOOK PRINTIN	02-63-00-503133	213.83
MINUTEMAN PRESS	97956	09/26/2022	FLANNEL FEST CHICKEN POOP	02-11-00-530395	8.70
Outstanding Total:					222.53
Vendor 57335 - MINUTEMAN PRESS Total:					222.53
Vendor: 38875 - MISSIONSQUARE RETIREMENT/ICMA/VANTAGEPOINT AGENT 302357					
Paid					
MISSIONSQUARE RETIREMEN	INV0028306	09/02/2022	Deferred Savings	01-290003	590.00
MISSIONSQUARE RETIREMEN	INV0028306	09/02/2022	Deferred Savings	01-290003	107.15
MISSIONSQUARE RETIREMEN	INV0028306	09/02/2022	ICMA Loan	01-290003	53.16
MISSIONSQUARE RETIREMEN	INV0028346	09/16/2022	Deferred Savings	01-290003	590.00
MISSIONSQUARE RETIREMEN	INV0028346	09/16/2022	ICMA Loan	01-290003	53.16
MISSIONSQUARE RETIREMEN	INV0028346	09/16/2022	Deferred Savings	01-290003	103.14
MISSIONSQUARE RETIREMEN	INV0028391	09/30/2022	ICMA Loan	01-290003	53.16
MISSIONSQUARE RETIREMEN	INV0028391	09/30/2022	Deferred Savings	01-290003	101.99
MISSIONSQUARE RETIREMEN	INV0028391	09/30/2022	Deferred Savings	01-290003	590.00
Paid Total:					2,241.76
Vendor 38875 - MISSIONSQUARE RETIREMENT/ICMA/VANTAGEPOINT AGENT 302357 Total:					2,241.76
Vendor: 69005 - MOLLIE PAETH					
Outstanding					
MOLLIE PAETH	INV0028371	09/27/2022	SEPTEMBER 2022 MILEAGE	01-11-00-570677	25.63
Outstanding Total:					25.63
Vendor 69005 - MOLLIE PAETH Total:					25.63
Vendor: 58600 - MOTOROLA SOLUTIONS, INC					
Outstanding					
MOTOROLA SOLUTIONS, INC	678822020801	09/08/2022	MONTHLY RADIO USAGE FEE	01-14-00-550605	180.00
Outstanding Total:					180.00
Vendor 58600 - MOTOROLA SOLUTIONS, INC Total:					180.00
Vendor: 59238 - MUTUAL OF OMAHA INSURANCE COMPANY					
Outstanding					
MUTUAL OF OMAHA INSURA	INV0028381	09/30/2022	Vision - After Tax	01-290003	9.70
MUTUAL OF OMAHA INSURA	INV0028382	09/30/2022	Vision - Pre-tax	01-290003	166.15
MUTUAL OF OMAHA INSURA	INV0028386	09/30/2022	Voluntary Life Insurance	01-290003	544.02
Outstanding Total:					719.87
Paid					
MUTUAL OF OMAHA INSURA	001419281791	09/21/2022	GROUP & VOL LIFE & VISION I	01-11-00-540507	98.02
MUTUAL OF OMAHA INSURA	001419281791	09/21/2022	GROUP & VOL LIFE & VISION I	02-11-00-540507	98.02
MUTUAL OF OMAHA INSURA	001419281791	09/21/2022	GROUP & VOL LIFE & VISION I	02-63-00-502220	16.10
MUTUAL OF OMAHA INSURA	001419281791	09/21/2022	GROUP & VOL LIFE & VISION I	08-11-00-540507	9.60
MUTUAL OF OMAHA INSURA	001419281791	09/21/2022	GROUP & VOL LIFE & VISION I	20-11-00-540507	11.50
MUTUAL OF OMAHA INSURA	INV0028295	09/02/2022	Vision - After Tax	01-290003	9.70
MUTUAL OF OMAHA INSURA	INV0028297	09/02/2022	Vision - Pre-tax	01-290003	166.15
MUTUAL OF OMAHA INSURA	INV0028301	09/02/2022	Voluntary Life Insurance	01-290003	545.29
MUTUAL OF OMAHA INSURA	INV0028335	09/16/2022	Vision - After Tax	01-290003	9.70
MUTUAL OF OMAHA INSURA	INV0028337	09/16/2022	Vision - Pre-tax	01-290003	168.64
MUTUAL OF OMAHA INSURA	INV0028341	09/16/2022	Voluntary Life Insurance	01-290003	548.64
Paid Total:					1,681.36
Vendor 59238 - MUTUAL OF OMAHA INSURANCE COMPANY Total:					2,401.23

Expense Approval Report

Post Dates: 9/1/2022 - 9/30/2022

Vendor Name	Payable Number	Post Date	Description (Item)	Account Number	Amount
Vendor: 61160 - N.E. MULTI REGIONAL TRAINING					
Outstanding					
N.E. MULTI REGIONAL TRAINI	310123	09/26/2022	POWER TEST TO BE ENROLLE	01-14-00-520225	35.00
N.E. MULTI REGIONAL TRAINI	310137	09/26/2022	BASIC POLICE ACADEMY FOR	01-14-00-520225	1,700.00
Outstanding Total:					1,735.00
Vendor 61160 - N.E. MULTI REGIONAL TRAINING Total:					1,735.00
Vendor: 59807 - NATIONAL BUSINESS FURNITURE LLC					
Outstanding					
NATIONAL BUSINESS FURNITU	ZK184913-OFF	09/28/2022	LEATHER ARM CHAIRS TRC	01-11-00-570028	2,197.20
Outstanding Total:					2,197.20
Vendor 59807 - NATIONAL BUSINESS FURNITURE LLC Total:					2,197.20
Vendor: 61200 - NICOR GAS					
Outstanding					
NICOR GAS	INV0028356	09/23/2022	RACKET CLUB GAS	20-11-00-520207	196.63
NICOR GAS	INV0028357	09/23/2022	SHAMROCK HILLS GAS	01-11-00-520207	27.03
NICOR GAS	INV0028357	09/23/2022	SHAMROCK HILLS GAS	02-11-00-520207	27.02
NICOR GAS	INV0028358	09/23/2022	NATURE CENTER GAS	08-11-00-520207	54.10
NICOR GAS	INV0028359	09/23/2022	PALMER HOUSE GAS	01-11-00-520207	25.90
NICOR GAS	INV0028359	09/23/2022	PALMER HOUSE GAS	02-11-00-520207	25.90
NICOR GAS	INV0028360	09/23/2022	OAKWOODS LODGE GAS	01-11-00-520207	26.46
NICOR GAS	INV0028360	09/23/2022	OAKWOODS LODGE GAS	02-11-00-520207	26.45
NICOR GAS	INV0028361	09/23/2022	WOODS CREEK GAS	01-11-00-520207	26.79
NICOR GAS	INV0028361	09/23/2022	WOODS CREEK GAS	02-11-00-520207	26.79
NICOR GAS	INV0028362	09/23/2022	PARK POLICE HDQTRS GAS	01-11-00-520207	15.60
NICOR GAS	INV0028362	09/23/2022	PARK POLICE HDQTRS GAS	02-11-00-520207	15.60
NICOR GAS	INV0028363	09/23/2022	SPOERL GAS	01-11-00-520207	26.28
NICOR GAS	INV0028363	09/23/2022	SPOERL GAS	02-11-00-520207	26.27
NICOR GAS	INV0028364	09/23/2022	BARLINA HOUSE GAS	02-63-00-502133	52.05
NICOR GAS	INV0028365	09/23/2022	MAIN BEACH GAS	01-11-00-520207	92.41
NICOR GAS	INV0028365	09/23/2022	MAIN BEACH GAS	02-11-00-520207	92.40
NICOR GAS	INV0028366	09/23/2022	GARAGE GAS	01-11-00-520207	29.74
NICOR GAS	INV0028366	09/23/2022	GARAGE GAS	02-11-00-520207	29.74
NICOR GAS	INV0028367	09/23/2022	ROTARY BUILDING GAS	01-11-00-520207	26.62
NICOR GAS	INV0028367	09/23/2022	ROTARY BUILDING GAS	02-11-00-520207	26.62
NICOR GAS	INV0028395	09/29/2022	GRAND OAKS GAS	01-11-00-520207	24.98
NICOR GAS	INV0028395	09/29/2022	GRAND OAKS GAS	02-11-00-520207	24.98
NICOR GAS	INV0028396	09/29/2022	WEST BEACH GAS	01-11-00-520207	29.10
NICOR GAS	INV0028396	09/29/2022	WEST BEACH GAS	02-11-00-520207	29.10
NICOR GAS	INV0028397	09/29/2022	ADMIN OFFICE GAS	01-11-00-520207	89.42
NICOR GAS	INV0028397	09/29/2022	ADMIN OFFICE GAS	02-11-00-520207	89.43
Outstanding Total:					1,183.41
Vendor 61200 - NICOR GAS Total:					1,183.41
Vendor: 61265 - NORTHWESTERN MEDICINE OCCUPATIONAL HEALTH					
Outstanding					
NORTHWESTERN MEDICINE O	530593	09/26/2022	Annual Hearing Conservation	04-11-00-520227	685.00
NORTHWESTERN MEDICINE O	531588	09/12/2022	PRE EMPLOYMENT MEDICAL	04-11-00-520227	170.00
Outstanding Total:					855.00
Vendor 61265 - NORTHWESTERN MEDICINE OCCUPATIONAL HEALTH Total:					855.00
Vendor: 62000 - NUTOYS LEISURE PRODUCTS					
Outstanding					
NUTOYS LEISURE PRODUCTS	53307	09/07/2022	MEMORIAL BENCH	01-12-00-570024	4,740.00
Outstanding Total:					4,740.00
Vendor 62000 - NUTOYS LEISURE PRODUCTS Total:					4,740.00

Expense Approval Report

Post Dates: 9/1/2022 - 9/30/2022

Vendor Name	Payable Number	Post Date	Description (Item)	Account Number	Amount	
Vendor: 64900 - ON-TARGET SALES						
Outstanding						
ON-TARGET SALES	028	09/20/2022	QUALIFICATION SHOOTING -	01-14-00-550603	120.00	
					Outstanding Total:	120.00
Vendor 64900 - ON-TARGET SALES Total:					120.00	
Vendor: 62400 - O'REILLY AUTOMOTIVE STORES INC						
Outstanding						
O'REILLY AUTOMOTIVE STORE	2484-416998	09/12/2022	WAGON REPAIR	01-12-00-530673	27.98	
O'REILLY AUTOMOTIVE STORE	2484-417241	09/15/2022	VENT CLIPS FOR BUS	01-12-00-530673	15.98	
					Outstanding Total:	43.96
Vendor 62400 - O'REILLY AUTOMOTIVE STORES INC Total:					43.96	
Vendor: 67750 - OZINGA READY MIX CONCRETE INC						
Outstanding						
OZINGA READY MIX CONCRET	ARI00434736	09/07/2022	CONCRETE FOR HOUND TOW	02-68-00-503400	601.63	
					Outstanding Total:	601.63
Vendor 67750 - OZINGA READY MIX CONCRETE INC Total:					601.63	
Vendor: 68730 - PACE ANALYTICAL SERVICES LLC						
Outstanding						
PACE ANALYTICAL SERVICES LL	I9528696	09/26/2022	LEAD TESTING - BARLINA	01-12-00-520156	130.32	
					Outstanding Total:	130.32
Vendor 68730 - PACE ANALYTICAL SERVICES LLC Total:					130.32	
Vendor: 69835 - PEN & MOUSE DESIGN HOUSE INC						
Outstanding						
PEN & MOUSE DESIGN HOUS	712	09/16/2022	ART ATTACK ADULT PAINT SEP	02-64-00-502284	537.60	
					Outstanding Total:	537.60
Vendor 69835 - PEN & MOUSE DESIGN HOUSE INC Total:					537.60	
Vendor: 70020 - PETSMART #0477						
Outstanding						
PETSMART #0477	0400	09/22/2022	ANIMAL SUPPLIES	08-11-00-530700	13.92	
PETSMART #0477	6848	09/15/2022	ANIMAL SUPPLIES	08-11-00-530700	36.90	
PETSMART #0477	7545	09/07/2022	ANIMAL SUPPLIES	08-11-00-530700	12.96	
PETSMART #0477	8226	09/15/2022	ANIMAL SUPPLIES	08-11-00-530700	11.28	
					Outstanding Total:	75.06
Vendor 70020 - PETSMART #0477 Total:					75.06	
Vendor: 70030 - PETTY CASH						
Paid						
PETTY CASH	INV0028322	09/07/2022	PER DIEM NRPA CONFERNECE	01-11-00-570676	759.00	
PETTY CASH	INV0028370	09/26/2022	BANKS, PRIZE MONEY FLANN	02-111001	6,000.00	
PETTY CASH	INV0028370	09/26/2022	BANKS, PRIZE MONEY FLANN	02-66-00-503128	1,250.00	
PETTY CASH	INV0028398	09/29/2022	REPLENISH PETTY CASH IN AD	02-11-00-530360	6.25	
PETTY CASH	INV0028398	09/29/2022	REPLENISH PETTY CASH IN AD	02-63-00-502220	27.00	
PETTY CASH	INV0028398	09/29/2022	REPLENISH PETTY CASH IN AD	02-63-00-503133	17.92	
PETTY CASH	INV0028398	09/29/2022	REPLENISH PETTY CASH IN AD	02-63-00-503133	10.00	
PETTY CASH	INV0028398	09/29/2022	REPLENISH PETTY CASH IN AD	02-63-00-503220	4.99	
PETTY CASH	INV0028398	09/29/2022	REPLENISH PETTY CASH IN AD	02-63-00-503220	15.00	
PETTY CASH	INV0028398	09/29/2022	REPLENISH PETTY CASH IN AD	02-63-00-503220	10.46	
PETTY CASH	INV0028398	09/29/2022	REPLENISH PETTY CASH IN AD	02-63-00-503220	7.00	
					Paid Total:	8,107.62
Vendor 70030 - PETTY CASH Total:					8,107.62	
Vendor: 71575 - PRECISE DIGITAL PRINTING INC						
Outstanding						
PRECISE DIGITAL PRINTING IN	98545	09/16/2022	PARK ENTRY, FLANNEL FEST SI	01-12-00-530630	620.00	
PRECISE DIGITAL PRINTING IN	98545	09/16/2022	PARK ENTRY, FLANNEL FEST SI	02-66-00-503128	55.00	
					Outstanding Total:	675.00
Vendor 71575 - PRECISE DIGITAL PRINTING INC Total:					675.00	

Expense Approval Report

Post Dates: 9/1/2022 - 9/30/2022

Vendor Name	Payable Number	Post Date	Description (Item)	Account Number	Amount
Vendor: 71960 - PROJECT GREEN ENVIRONMENTAL SOLUTIONS, INC					
Outstanding					
PROJECT GREEN ENVIRONME	7425	09/28/2022	LED Lights for Boncosky Fields	02-68-00-550172	60,000.00
PROJECT GREEN ENVIRONME	7426	09/28/2022	LED lights-Babe Ruth fields	01-12-00-520158	12,000.00
Outstanding Total:					72,000.00
Vendor 71960 - PROJECT GREEN ENVIRONMENTAL SOLUTIONS, INC Total:					72,000.00
Vendor: 72000 - PRO-TUFF DECALS INC					
Outstanding					
PRO-TUFF DECALS INC	INV022011115	09/20/2022	BEACH STAFF ATTIRE 2022	11-11-00-530602	1,604.79
PRO-TUFF DECALS INC	INV022014291	09/14/2022	GLC STAFF SHIRTS	19-11-00-530694	135.88
PRO-TUFF DECALS INC	INV022014292	09/12/2022	JOHNNY APPLESEED BANNER	02-11-00-530395	65.00
PRO-TUFF DECALS INC	INV022014296	09/12/2022	STAFF SHIRT REORDER	02-63-00-503187	369.37
PRO-TUFF DECALS INC	INV022014298	09/15/2022	WINDOW DECALS EMERGENC	01-12-00-520152	68.10
PRO-TUFF DECALS INC	INV022015112	09/27/2022	YOUTH BASKETBALL JERSEYS	02-63-20-503055	700.00
PRO-TUFF DECALS INC	INV022015112	09/27/2022	YOUTH BASKETBALL JERSEYS	02-63-20-503056	1,300.00
PRO-TUFF DECALS INC	INV022015113	09/27/2022	YOUTH BASKETBALL JERSEYS	02-63-20-503056	144.00
PRO-TUFF DECALS INC	INV022015839	09/26/2022	EMBROIDERY FLANNEL FEST	02-66-00-503128	135.00
PRO-TUFF DECALS INC	INV022016000	09/26/2022	FLANNEL FEST MARKETING B	02-11-00-530395	240.00
Outstanding Total:					4,762.14
Vendor 72000 - PRO-TUFF DECALS INC Total:					4,762.14
Vendor: 73500 - RAWHIDE GOLF BALL COMPANY					
Outstanding					
RAWHIDE GOLF BALL COMPA	27805	09/28/2022	RANGE GOLF BALLS	19-11-00-530401	625.02
Outstanding Total:					625.02
Vendor 73500 - RAWHIDE GOLF BALL COMPANY Total:					625.02
Vendor: 73523 - RAY O'HERRON CO., INC.					
Outstanding					
RAY O'HERRON CO., INC.	2218970	09/15/2022	REPLACEMENT AMMO - USED	01-14-00-550603	169.90
Outstanding Total:					169.90
Vendor 73523 - RAY O'HERRON CO., INC. Total:					169.90
Vendor: 73861 - REICHERT CHEV & BUICK SALES					
Outstanding					
REICHERT CHEV & BUICK SALE	RO 6056583/1	09/27/2022	SURFACE	01-12-00-520691	460.88
Outstanding Total:					460.88
Vendor 73861 - REICHERT CHEV & BUICK SALES Total:					460.88
Vendor: 73920 - REINDERS INC					
Outstanding					
REINDERS INC	4070242-00	09/26/2022	HYDRO LEAK REPAIR	01-12-00-520675	1,676.71
REINDERS INC	4070468-00	09/28/2022	TORO 4000 MAINTENANCE A	01-12-00-520675	2,771.04
REINDERS INC	6015279-02	09/12/2022	O-RING - MOWER	01-12-00-530675	15.47
REINDERS INC	6020192-00	09/15/2022	ATOMIC BLADE ROTARY AND	01-12-00-530675	193.64
Outstanding Total:					4,656.86
Vendor 73920 - REINDERS INC Total:					4,656.86
Vendor: 74925 - ROBERT BROOKE & ASSOCIATES					
Outstanding					
ROBERT BROOKE & ASSOCIAT	272299	09/12/2022	METAL PANEL AND HEADRAIL	01-12-00-550664	777.96
Outstanding Total:					777.96
Vendor 74925 - ROBERT BROOKE & ASSOCIATES Total:					777.96
Vendor: 80950 - S&S WORLDWIDE INC					
Outstanding					
S&S WORLDWIDE INC	IN101058214	09/06/2022	SCHOOL SUPPLIES	02-63-00-503133	103.44
S&S WORLDWIDE INC	IN101062398	09/15/2022	SUPPLIES	02-63-00-503133	21.06
Outstanding Total:					124.50
Vendor 80950 - S&S WORLDWIDE INC Total:					124.50

Expense Approval Report

Post Dates: 9/1/2022 - 9/30/2022

Vendor Name	Payable Number	Post Date	Description (Item)	Account Number	Amount	
Vendor: 16258 - SABER4 CORPORATION						
Outstanding						
SABER4 CORPORATION	1008	09/06/2022	SUMMER 2022 CLASSES	02-63-00-502245	1,015.00	
					Outstanding Total:	1,015.00
Paid						
SABER4 CORPORATION	1007	09/01/2022	WINTER/SPRING 2022 CLASSE	02-63-00-502245	1,574.30	
					Paid Total:	1,574.30
					Vendor 16258 - SABER4 CORPORATION Total:	2,589.30
Vendor: 76900 - SAFETY-KLEEN SYSTEMS INC						
Outstanding						
SAFETY-KLEEN SYSTEMS INC	89696473-2110621913	09/23/2022	PARTS WASHER - SOLVENT @	01-12-00-520153	494.20	
					Outstanding Total:	494.20
					Vendor 76900 - SAFETY-KLEEN SYSTEMS INC Total:	494.20
Vendor: 76964 - SAM'S CLUB DIRECT						
Outstanding						
SAM'S CLUB DIRECT	5158-1	09/27/2022	ET SUPPLIES	02-63-00-503220	11.46	
SAM'S CLUB DIRECT	7113	09/29/2022	STAFF APPRECIATION LUNCHE	01-11-00-570250	157.90	
SAM'S CLUB DIRECT	7113	09/29/2022	STAFF APPRECIATION LUNCHE	02-11-00-570250	157.90	
SAM'S CLUB DIRECT	7726	09/27/2022	ET SUPPLIES	02-63-00-503220	428.80	
					Outstanding Total:	756.06
Paid						
SAM'S CLUB DIRECT	0708	09/14/2022	ADULT SOFTBALL LEAGUE WA	02-68-00-503363	17.94	
SAM'S CLUB DIRECT	1357	09/27/2022	ET SUPPLIES	02-63-00-503220	112.92	
SAM'S CLUB DIRECT	1623	09/15/2022	ET SUPPLIES	02-63-00-503220	78.32	
SAM'S CLUB DIRECT	1888	09/12/2022	ET SUPPLIES	02-63-00-503220	66.92	
SAM'S CLUB DIRECT	3253	09/15/2022	ET SUPPLIES	02-63-00-503220	369.70	
SAM'S CLUB DIRECT	3372	09/12/2022	ET SUPPLIES	02-63-00-503220	343.01	
SAM'S CLUB DIRECT	4190	09/14/2022	GLC CONCESSIONS	19-11-00-530020	18.48	
SAM'S CLUB DIRECT	4685-1	09/27/2022	FOOD - BONCOSKY	12-11-04-530003	105.90	
SAM'S CLUB DIRECT	4979	09/21/2022	ET SUPPLIES	02-63-00-503220	106.38	
SAM'S CLUB DIRECT	4990	09/27/2022	ET SUPPLIES	02-63-00-503220	116.46	
SAM'S CLUB DIRECT	4991	09/21/2022	ET SUPPLIES	02-63-00-503220	126.28	
SAM'S CLUB DIRECT	6571	09/21/2022	ET SUPPLIES	02-63-00-503220	384.85	
SAM'S CLUB DIRECT	8318	09/12/2022	ET SUPPLIES	02-63-00-503220	370.16	
SAM'S CLUB DIRECT	8546	09/29/2022	ADULT SOFTBALL WATER	02-68-00-503363	14.04	
					Paid Total:	2,231.36
					Vendor 76964 - SAM'S CLUB DIRECT Total:	2,987.42
Vendor: 84330 - SANDRA THOMPSON						
Outstanding						
SANDRA THOMPSON	INV0028318	09/06/2022	AUGUST 2022 MILEAGE	02-63-00-502186	21.88	
SANDRA THOMPSON	INV0028375	09/28/2022	SEPTEMBER 2022 MILEAGE	02-63-00-502220	50.63	
					Outstanding Total:	72.51
					Vendor 84330 - SANDRA THOMPSON Total:	72.51
Vendor: 77450 - SCHOOL DISTRICT #47						
Paid						
SCHOOL DISTRICT #47	INV0028351	09/20/2022	CUSTODIANS MAY 28 THROU	02-63-00-502187	737.28	
SCHOOL DISTRICT #47	INV0028352	09/20/2022	CUSTODIANS JULY 3 THROUG	02-63-00-502187	1,329.44	
					Paid Total:	2,066.72
					Vendor 77450 - SCHOOL DISTRICT #47 Total:	2,066.72
Vendor: 78200 - SHAW SUBURBAN MEDIA						
Outstanding						
SHAW SUBURBAN MEDIA	0822102674	09/02/2022	NWH PRINT ADS TANGO, MO	02-11-00-530365	495.00	
SHAW SUBURBAN MEDIA	2012602	09/08/2022	NC EXHIBITS NOTICE	01-11-00-530366	157.54	
					Outstanding Total:	652.54
					Vendor 78200 - SHAW SUBURBAN MEDIA Total:	652.54

Expense Approval Report

Post Dates: 9/1/2022 - 9/30/2022

Vendor Name	Payable Number	Post Date	Description (Item)	Account Number	Amount	
Vendor: 78540 - SHERMAN MECHANICAL, INC						
Outstanding						
SHERMAN MECHANICAL, INC	W43322	09/16/2022	WALL LOUVER REPAIR	20-11-00-560151	139.92	
					Outstanding Total:	139.92
Vendor 78540 - SHERMAN MECHANICAL, INC Total:					139.92	
Vendor: 81117 - STATE DISBURSEMENT UNIT						
Paid						
STATE DISBURSEMENT UNIT	INV0028307	09/02/2022	CHILD SUPPORT	01-290003	185.73	
STATE DISBURSEMENT UNIT	INV0028347	09/16/2022	CHILD SUPPORT	01-290003	185.73	
STATE DISBURSEMENT UNIT	INV0028392	09/30/2022	CHILD SUPPORT	01-290003	185.73	
					Paid Total:	557.19
Vendor 81117 - STATE DISBURSEMENT UNIT Total:					557.19	
Vendor: 81165 - STILLMAN NATURE CENTER						
Outstanding						
STILLMAN NATURE CENTER	INV0028317	09/06/2022	FLANNEL FEST BIRDS OF PREY	02-66-00-503128	350.00	
					Outstanding Total:	350.00
Vendor 81165 - STILLMAN NATURE CENTER Total:					350.00	
Vendor: 82020 - STREICHER'S, INC						
Outstanding						
STREICHER'S, INC	I1589024	09/20/2022	PRACTICE AMMO FOR OFC Q	01-14-00-550603	273.00	
					Outstanding Total:	273.00
Vendor 82020 - STREICHER'S, INC Total:					273.00	
Vendor: 82065 - SUBURBAN ELEVATOR COMPANY						
Outstanding						
SUBURBAN ELEVATOR COMPA	8106050259	09/27/2022	ELEVATOR INSPECTION - ROTA	01-12-00-520160	189.09	
SUBURBAN ELEVATOR COMPA	8106050512	09/27/2022	ELEVATOR INSPECTION - ADM	01-12-00-520159	201.81	
					Outstanding Total:	390.90
Vendor 82065 - SUBURBAN ELEVATOR COMPANY Total:					390.90	
Vendor: 94510 - SUE WILLIS						
Outstanding						
SUE WILLIS	INV0028319	09/06/2022	AUGUST 2022 MILEAGE	02-63-00-502187	15.63	
					Outstanding Total:	15.63
Vendor 94510 - SUE WILLIS Total:					15.63	
Vendor: 82100 - SUNSET						
Outstanding						
SUNSET	0000168	09/06/2022	TREE REMOVAL - VA	01-12-00-520221	505.00	
SUNSET	0000169	09/06/2022	TREE REMOVAL - BRIGHTON	01-12-00-520221	1,358.00	
SUNSET	0000170	09/06/2022	STUMP GRINDING - VA	01-12-00-520221	990.00	
					Outstanding Total:	2,853.00
Vendor 82100 - SUNSET Total:					2,853.00	
Vendor: 33050 - THE GUARDIAN LIFE INSURANCE COMPANY OF AMERICA						
Paid						
THE GUARDIAN LIFE INSURAN	INV0028325	09/07/2022	JULY & AUGUST 2022 DENTAL	01-11-00-540507	178.50	
THE GUARDIAN LIFE INSURAN	INV0028325	09/07/2022	JULY & AUGUST 2022 DENTAL	02-11-00-540507	178.51	
					Paid Total:	357.01
Vendor 33050 - THE GUARDIAN LIFE INSURANCE COMPANY OF AMERICA Total:					357.01	
Vendor: 78700 - THE SHERWIN-WILLIAMS CO						
Outstanding						
THE SHERWIN-WILLIAMS CO	8810-6	09/21/2022	PAINT FOR KYLE'S OFFICE	01-12-00-550153	544.88	
THE SHERWIN-WILLIAMS CO	9154-8	09/26/2022	PAINT FOR KYLE'S OFFICE	01-12-00-550153	113.82	
THE SHERWIN-WILLIAMS CO	9397-3	09/30/2022	PAINT FOR SHOP WALLS	01-12-00-530668	359.50	
					Outstanding Total:	1,018.20
Vendor 78700 - THE SHERWIN-WILLIAMS CO Total:					1,018.20	

Expense Approval Report

Post Dates: 9/1/2022 - 9/30/2022

Vendor Name	Payable Number	Post Date	Description (Item)	Account Number	Amount
Vendor: 84875 - TODAY'S UNIFORM INC					
Outstanding					
TODAY'S UNIFORM INC	223619	09/06/2022	EMBROIDERY FOR UNIFORMS	01-14-00-550602	36.00
TODAY'S UNIFORM INC	223628	09/08/2022	UNIFORM PANTS FOR OFC. IRI	01-14-00-550602	69.95
TODAY'S UNIFORM INC	224406	09/20/2022	ADD RADIO CARRIER ON OFC	01-14-00-550602	15.00
Outstanding Total:					120.95
Vendor 84875 - TODAY'S UNIFORM INC Total:					120.95
Vendor: 85220 - TRANSPORTATION JOINT AGREEMENT					
Outstanding					
TRANSPORTATION JOINT AGR	INV0028323	09/07/2022	CAMP BUSSING	02-63-00-502186	912.21
TRANSPORTATION JOINT AGR	INV0028323	09/07/2022	CAMP BUSSING	02-63-00-502187	1,000.00
TRANSPORTATION JOINT AGR	INV0028323	09/07/2022	CAMP BUSSING	02-63-00-502188	688.34
TRANSPORTATION JOINT AGR	INV0028323	09/07/2022	CAMP BUSSING	02-63-00-502276	797.00
Outstanding Total:					3,397.55
Vendor 85220 - TRANSPORTATION JOINT AGREEMENT Total:					3,397.55
Vendor: 85400 - TRUGREEN					
Outstanding					
TRUGREEN	166219271	09/20/2022	LAWN CARE	20-11-00-560562	109.61
Outstanding Total:					109.61
Vendor 85400 - TRUGREEN Total:					109.61
Vendor: 86020 - ULTRA STROBE COMMUNICATIONS INC					
Outstanding					
ULTRA STROBE COMMUNICAT	081761	09/08/2022	FUSE REPLACEMENT FOR CO	01-14-00-560604	105.95
Outstanding Total:					105.95
Vendor 86020 - ULTRA STROBE COMMUNICATIONS INC Total:					105.95
Vendor: 87500 - UNIQUE PRODUCTS					
Outstanding					
UNIQUE PRODUCTS	434408-1	09/07/2022	GARBAGE BAGS	01-12-00-530353	136.91
UNIQUE PRODUCTS	434408-1	09/07/2022	GARBAGE BAGS	02-11-00-530353	312.18
UNIQUE PRODUCTS	434408-1	09/07/2022	GARBAGE BAGS	02-63-00-503133	27.38
UNIQUE PRODUCTS	434408-1	09/07/2022	GARBAGE BAGS	02-63-00-503220	27.38
UNIQUE PRODUCTS	434408-1	09/07/2022	GARBAGE BAGS	02-68-00-530353	16.42
UNIQUE PRODUCTS	434408-1	09/07/2022	GARBAGE BAGS	08-11-00-530353	27.38
UNIQUE PRODUCTS	434588-1	09/15/2022	CLEAR BAGS	01-12-00-530353	95.75
UNIQUE PRODUCTS	434588-1	09/15/2022	CLEAR BAGS	02-11-00-530353	218.32
UNIQUE PRODUCTS	434588-1	09/15/2022	CLEAR BAGS	02-63-00-503133	19.14
UNIQUE PRODUCTS	434588-1	09/15/2022	CLEAR BAGS	02-63-00-503220	19.14
UNIQUE PRODUCTS	434588-1	09/15/2022	CLEAR BAGS	02-68-00-530353	11.49
UNIQUE PRODUCTS	434588-1	09/15/2022	CLEAR BAGS	08-11-00-530353	19.14
UNIQUE PRODUCTS	435107-1	09/07/2022	GARBAGE BAGS	01-12-00-530353	36.81
UNIQUE PRODUCTS	435107-1	09/07/2022	GARBAGE BAGS	02-11-00-530353	83.94
UNIQUE PRODUCTS	435107-1	09/07/2022	GARBAGE BAGS	02-63-00-503133	7.36
UNIQUE PRODUCTS	435107-1	09/07/2022	GARBAGE BAGS	02-63-00-503220	7.36
UNIQUE PRODUCTS	435107-1	09/07/2022	GARBAGE BAGS	02-68-00-530353	4.42
UNIQUE PRODUCTS	435107-1	09/07/2022	GARBAGE BAGS	08-11-00-530353	7.36
UNIQUE PRODUCTS	437464	09/08/2022	SOAP, GARBAGE LINERS, TISS	20-11-00-530600	125.36
UNIQUE PRODUCTS	437464	09/08/2022	SOAP, GARBAGE LINERS, TISS	20-11-00-560353	106.79
UNIQUE PRODUCTS	437464-2	09/19/2022	GARBAGE BAGS	20-11-00-560353	48.00
UNIQUE PRODUCTS	437739	09/15/2022	BLEACH	01-12-00-530353	9.20
UNIQUE PRODUCTS	437739	09/15/2022	BLEACH	02-11-00-530353	20.98
UNIQUE PRODUCTS	437739	09/15/2022	BLEACH	02-63-00-503133	1.84
UNIQUE PRODUCTS	437739	09/15/2022	BLEACH	02-63-00-503220	1.84
UNIQUE PRODUCTS	437739	09/15/2022	BLEACH	02-68-00-530353	1.10
UNIQUE PRODUCTS	437739	09/15/2022	BLEACH	08-11-00-530353	1.84
UNIQUE PRODUCTS	438266	09/26/2022	TOILET PAPER	01-12-00-530353	68.02
UNIQUE PRODUCTS	438266	09/26/2022	TOILET PAPER	02-11-00-530353	155.03
UNIQUE PRODUCTS	438266	09/26/2022	TOILET PAPER	02-63-00-503133	13.63
UNIQUE PRODUCTS	438266	09/26/2022	TOILET PAPER	02-63-00-503220	13.63

Expense Approval Report

Post Dates: 9/1/2022 - 9/30/2022

Vendor Name	Payable Number	Post Date	Description (Item)	Account Number	Amount
UNIQUE PRODUCTS	438266	09/26/2022	TOILET PAPER	02-68-00-530353	8.16
UNIQUE PRODUCTS	438266	09/26/2022	TOILET PAPER	08-11-00-530353	13.63
UNIQUE PRODUCTS	438699	09/30/2022	SANI HAND WIPES	01-12-00-530353	95.02
UNIQUE PRODUCTS	438699	09/30/2022	SANI HAND WIPES	02-11-00-530353	216.64
UNIQUE PRODUCTS	438699	09/30/2022	SANI HAND WIPES	02-63-00-503133	19.00
UNIQUE PRODUCTS	438699	09/30/2022	SANI HAND WIPES	02-63-00-503220	19.00
UNIQUE PRODUCTS	438699	09/30/2022	SANI HAND WIPES	02-68-00-530353	11.40
UNIQUE PRODUCTS	438699	09/30/2022	SANI HAND WIPES	08-11-00-530353	19.00
Outstanding Total:					2,046.99
Vendor 87500 - UNIQUE PRODUCTS Total:					2,046.99

Vendor: 87900 - UNITED HEALTHCARE - DULUTH

Outstanding

UNITED HEALTHCARE - DULUT	INV0028380	09/30/2022	Group Health - After Tax	01-290003	268.46
UNITED HEALTHCARE - DULUT	INV0028384	09/30/2022	Dental - After Tax	01-290003	27.06
UNITED HEALTHCARE - DULUT	INV0028385	09/30/2022	Dental - Pre-tax	01-290003	460.87
UNITED HEALTHCARE - DULUT	INV0028388	09/30/2022	Group Health - Pre-tax	01-290003	6,309.39
Outstanding Total:					7,065.78

Paid

UNITED HEALTHCARE - DULUT	382763806512	09/16/2022	HEALTH INSURANCE EE & RETI	01-11-00-540507	15,054.30
UNITED HEALTHCARE - DULUT	382763806512	09/16/2022	HEALTH INSURANCE EE & RETI	02-11-00-540507	15,751.04
UNITED HEALTHCARE - DULUT	382763806512	09/16/2022	HEALTH INSURANCE EE & RETI	02-63-00-502220	7,537.50
UNITED HEALTHCARE - DULUT	382763806512	09/16/2022	HEALTH INSURANCE EE & RETI	08-11-00-540507	3,105.36
UNITED HEALTHCARE - DULUT	382763806512	09/16/2022	HEALTH INSURANCE EE & RETI	20-11-00-540507	4,610.09
UNITED HEALTHCARE - DULUT	INV0028294	09/02/2022	Group Health - After Tax	01-290003	268.46
UNITED HEALTHCARE - DULUT	INV0028299	09/02/2022	Dental - After Tax	01-290003	27.06
UNITED HEALTHCARE - DULUT	INV0028300	09/02/2022	Dental - Pre-tax	01-290003	484.27
UNITED HEALTHCARE - DULUT	INV0028303	09/02/2022	Group Health - Pre-tax	01-290003	6,544.22
UNITED HEALTHCARE - DULUT	INV0028334	09/16/2022	Group Health - After Tax	01-290003	268.46
UNITED HEALTHCARE - DULUT	INV0028339	09/16/2022	Dental - After Tax	01-290003	27.06
UNITED HEALTHCARE - DULUT	INV0028340	09/16/2022	Dental - Pre-tax	01-290003	465.38
UNITED HEALTHCARE - DULUT	INV0028343	09/16/2022	Group Health - Pre-tax	01-290003	6,309.39
Paid Total:					60,452.59
Vendor 87900 - UNITED HEALTHCARE - DULUTH Total:					67,518.37

Vendor: 88129 - UNITED STATES POSTAL SERVICE

Paid

UNITED STATES POSTAL SERVI	INV0028400	09/29/2022	POSTAGE	01-11-00-520574	728.91
UNITED STATES POSTAL SERVI	INV0028400	09/29/2022	POSTAGE	02-11-00-520574	728.91
UNITED STATES POSTAL SERVI	INV0028400	09/29/2022	POSTAGE	20-11-00-520574	42.18
Paid Total:					1,500.00
Vendor 88129 - UNITED STATES POSTAL SERVICE Total:					1,500.00

Vendor: 88130 - UNITED STATES POSTMASTER

Outstanding

UNITED STATES POSTMASTER	INV0028312	09/02/2022	ESTIMATED POSTAGE FOR AN	02-11-00-520574	4,500.00
Outstanding Total:					4,500.00
Vendor 88130 - UNITED STATES POSTMASTER Total:					4,500.00

Vendor: 16415 - USW HOLDING COMPANY LLC

Outstanding

USW HOLDING COMPANY LLC	0136070	09/07/2022	WATER - GO	01-12-00-520164	132.75
USW HOLDING COMPANY LLC	0136102	09/07/2022	WATER - BONCOSKY	01-12-00-520151	37.00
Outstanding Total:					169.75
Vendor 16415 - USW HOLDING COMPANY LLC Total:					169.75

Vendor: 90170 - VICTORY MOUNDS, INC.

Outstanding

VICTORY MOUNDS, INC.	1308	09/14/2022	PORTABLE PITCHING MOUND	02-68-00-550172	2,947.00
Outstanding Total:					2,947.00
Vendor 90170 - VICTORY MOUNDS, INC. Total:					2,947.00

Expense Approval Report

Post Dates: 9/1/2022 - 9/30/2022

Vendor Name	Payable Number	Post Date	Description (Item)	Account Number	Amount
Vendor: 91710 - WALMART COMMUNITY					
Outstanding					
WALMART COMMUNITY	00002	09/26/2022	FOOD, CANDY BONCOSKY	12-11-04-530003	93.20
WALMART COMMUNITY	00002	09/26/2022	FOOD, CANDY BONCOSKY	12-11-04-530005	43.44
WALMART COMMUNITY	00096	09/30/2022	DRINK COOLER, COMP FRUIT,	20-11-00-530605	22.56
WALMART COMMUNITY	00096	09/30/2022	DRINK COOLER, COMP FRUIT,	20-11-00-570250	94.69
WALMART COMMUNITY	09390	09/27/2022	ET SUPPLIES	02-63-00-503220	232.22
WALMART COMMUNITY	09432	09/27/2022	ET SUPPLIES	02-63-00-503220	73.13
Outstanding Total:					559.24
Paid					
WALMART COMMUNITY	01075	09/22/2022	NATURALIST, LAND IMPROVE	08-11-00-530107	46.96
WALMART COMMUNITY	01075	09/22/2022	NATURALIST, LAND IMPROVE	08-11-00-530352	9.38
WALMART COMMUNITY	01075	09/22/2022	NATURALIST, LAND IMPROVE	08-11-00-530700	7.10
WALMART COMMUNITY	01075	09/22/2022	NATURALIST, LAND IMPROVE	08-11-00-550601	6.82
WALMART COMMUNITY	02006-1	09/01/2022	POP, COFFEE	20-11-00-530605	34.22
WALMART COMMUNITY	03086-1	09/16/2022	026300503220	02-63-00-503220	183.93
WALMART COMMUNITY	03709	09/22/2022	NATURALIST SUPPLIES	08-11-00-530352	53.94
WALMART COMMUNITY	04103	09/07/2022	STAFF MEAL	01-11-00-570250	39.77
WALMART COMMUNITY	04181	09/15/2022	ET SUPPLIES	02-63-00-503220	53.49
WALMART COMMUNITY	04697	09/01/2022	ET SUPPLIES	02-63-00-503220	26.52
WALMART COMMUNITY	05910-2	09/16/2022	ANIMAL SUPPLIES	08-11-00-530700	6.10
WALMART COMMUNITY	06940	09/22/2022	NATURE PROGRAM SUPPLIES	08-11-00-503620	49.37
WALMART COMMUNITY	07167	09/12/2022	ET SUPPLIES	02-63-00-503220	165.95
WALMART COMMUNITY	08250	09/15/2022	FOOD BONCOSKY	12-11-04-530003	76.92
WALMART COMMUNITY	08368	09/10/2022	POP, WATER	20-11-00-530605	50.48
WALMART COMMUNITY	08645	09/22/2022	ANIMAL SUPPLIES	08-11-00-530700	1.38
WALMART COMMUNITY	08649-1	09/16/2022	SR EXPO AT MCC 9/16	02-65-00-503469	24.46
WALMART COMMUNITY	08714	09/21/2022	ET SUPPLIES	02-63-00-503220	297.28
Paid Total:					1,134.07
Vendor 91710 - WALMART COMMUNITY Total:					1,693.31

Vendor: 91730 - WALTER ALARM SERVICES INC

Outstanding					
WALTER ALARM SERVICES INC	297463	09/07/2022	QUARTERLY FIRE ALARM MO	02-11-00-520217	276.43
WALTER ALARM SERVICES INC	297464	09/07/2022	QUARTERLY FIRE ALARM MO	01-11-00-520217	142.84
WALTER ALARM SERVICES INC	297464	09/07/2022	QUARTERLY FIRE ALARM MO	02-11-00-520217	142.84
WALTER ALARM SERVICES INC	297465	09/07/2022	QUARTERLY BURGLAR/FIRE	01-11-00-520217	62.40
WALTER ALARM SERVICES INC	297465	09/07/2022	QUARTERLY BURGLAR/FIRE	02-11-00-520217	62.41
WALTER ALARM SERVICES INC	297466	09/07/2022	QUARTERLY ALARM MONITOR	01-11-00-520217	71.55
WALTER ALARM SERVICES INC	297466	09/07/2022	QUARTERLY ALARM MONITOR	02-11-00-520217	71.55
WALTER ALARM SERVICES INC	297467	09/07/2022	QUARTERLY FIRE/BURGLAR AL	02-68-00-520217	124.81
WALTER ALARM SERVICES INC	297546	09/07/2022	INSTALL NEW FIRE ALARM CO	01-12-00-520164	375.00
WALTER ALARM SERVICES INC	297577	09/20/2022	FIRE ALARM/FIRE EXTINGUIS	02-11-00-520217	362.00
WALTER ALARM SERVICES INC	297578	09/20/2022	FIRE ALARM/SPRINKLER INSP	01-12-00-520156	540.00
WALTER ALARM SERVICES INC	297589	09/26/2022	ANNUAL FIRE EXTINGUISHER	01-12-00-520141	186.43
WALTER ALARM SERVICES INC	297589	09/26/2022	ANNUAL FIRE EXTINGUISHER	01-12-00-520152	186.43
WALTER ALARM SERVICES INC	297589	09/26/2022	ANNUAL FIRE EXTINGUISHER	01-12-00-520153	513.50
WALTER ALARM SERVICES INC	297589	09/26/2022	ANNUAL FIRE EXTINGUISHER	01-12-00-520154	186.43
WALTER ALARM SERVICES INC	297589	09/26/2022	ANNUAL FIRE EXTINGUISHER	01-12-00-520155	513.06
WALTER ALARM SERVICES INC	297589	09/26/2022	ANNUAL FIRE EXTINGUISHER	01-12-00-520156	513.06
WALTER ALARM SERVICES INC	297589	09/26/2022	ANNUAL FIRE EXTINGUISHER	01-12-00-520157	186.43
WALTER ALARM SERVICES INC	297589	09/26/2022	ANNUAL FIRE EXTINGUISHER	01-12-00-520158	186.43
WALTER ALARM SERVICES INC	297589	09/26/2022	ANNUAL FIRE EXTINGUISHER	01-12-00-520159	186.43
WALTER ALARM SERVICES INC	297589	09/26/2022	ANNUAL FIRE EXTINGUISHER	01-12-00-520160	186.43
WALTER ALARM SERVICES INC	297589	09/26/2022	ANNUAL FIRE EXTINGUISHER	01-12-00-520161	186.43
WALTER ALARM SERVICES INC	297589	09/26/2022	ANNUAL FIRE EXTINGUISHER	01-12-00-520164	186.43
WALTER ALARM SERVICES INC	297589	09/26/2022	ANNUAL FIRE EXTINGUISHER	01-12-00-520171	186.43
WALTER ALARM SERVICES INC	297589	09/26/2022	ANNUAL FIRE EXTINGUISHER	01-12-00-520173	186.43

Expense Approval Report

Post Dates: 9/1/2022 - 9/30/2022

Vendor Name	Payable Number	Post Date	Description (Item)	Account Number	Amount
WALTER ALARM SERVICES INC	297603	09/23/2022	REPAIR HVAC - ADMIN	01-12-00-520159	225.00
Outstanding Total:					6,047.18
Vendor 91730 - WALTER ALARM SERVICES INC Total:					6,047.18

Vendor: 92850 - WESCO DISTRIBUTION, INC.

Outstanding

WESCO DISTRIBUTION, INC.	06106987	09/29/2022	ICE PACKS	02-63-00-502220	165.88
WESCO DISTRIBUTION, INC.	06122425	09/23/2022	TUMS FOR FIRST AID KIT	01-12-00-530318	35.01
Outstanding Total:					200.89
Vendor 92850 - WESCO DISTRIBUTION, INC. Total:					200.89

Vendor: 94425 - WHISPERING HILLS NURSERY INC

Outstanding

WHISPERING HILLS NURSERY I	140806	09/06/2022	COPING BLOCKS - WOODLAN	01-12-00-550559	15.20
WHISPERING HILLS NURSERY I	141631	09/26/2022	PLAYGROUND MULCH - WEST	01-12-00-550154	115.50
WHISPERING HILLS NURSERY I	141638	09/23/2022	PLAYGROUND MULCH - WEST	01-12-00-550154	115.50
WHISPERING HILLS NURSERY I	141650	09/23/2022	PLAYGROUND MULCH - WEST	01-12-00-550154	115.50
Outstanding Total:					361.70
Vendor 94425 - WHISPERING HILLS NURSERY INC Total:					361.70

Vendor: 82104 - WILLIAM SUTPHIN

Outstanding

WILLIAM SUTPHIN	INV0028324	09/07/2022	AUGUST 2022 MILEAGE	08-11-00-570677	52.50
Outstanding Total:					52.50
Vendor 82104 - WILLIAM SUTPHIN Total:					52.50

Vendor: 94500 - WILLIAMS ARCHITECTS

Outstanding

WILLIAMS ARCHITECTS	0021213	09/21/2022	additional construction admin	16-11-00-520212	783.54
Outstanding Total:					783.54
Vendor 94500 - WILLIAMS ARCHITECTS Total:					783.54

Vendor: 94580 - WILSON SPORTING GOODS

Outstanding

WILSON SPORTING GOODS	4538946795	09/02/2022	DEMO RACKETS	20-11-00-580725	366.51
WILSON SPORTING GOODS	4538949983	09/03/2022	DEMO RACKETS	20-11-00-580725	190.13
WILSON SPORTING GOODS	4539011313	09/09/2022	RACKET, OVERGRIP	20-11-00-580725	180.51
WILSON SPORTING GOODS	4539011313	09/09/2022	RACKET, OVERGRIP	20-11-00-580734	25.98
WILSON SPORTING GOODS	4539076698	09/16/2022	SHOES FOR PRO SHOP	20-11-00-580720	972.80
WILSON SPORTING GOODS	4539146912	09/24/2022	PRO SHOP, LEAGUES, PCT, AD	20-11-00-580591	1,396.35
Outstanding Total:					3,132.28
Vendor 94580 - WILSON SPORTING GOODS Total:					3,132.28

Grand Total: 670,195.92

Report Summary

Fund Summary

Fund	Expense Amount	Payment Amount
01 - CORPORATE	386,824.08	253,144.41
02 - RECREATION	192,803.37	75,763.99
03 - IMRF	43,690.91	43,690.91
04 - LIABILITY	855.00	0.00
08 - NATURAL HISTORY	4,388.33	4,034.39
11 - AQUATIC	1,623.72	18.93
12 - FOOD SERVICE	4,581.60	4,444.96
16 - CAPITAL PROJECTS	13,133.54	3,700.00
19 - DRIVING RANGE	3,859.73	2,299.56
20 - RACKET CLUB	18,435.64	8,952.60
Grand Total:	670,195.92	396,049.75

Account Summary

Account Number	Account Name	Expense Amount	Payment Amount
01-11-00-520206	ELECTRICITY	952.14	946.37
01-11-00-520207	HEAT	440.33	0.00
01-11-00-520208	WATER/SEWER	7,206.25	7,206.25
01-11-00-520209	COMMUNICATION	3,218.18	3,218.18
01-11-00-520212	PROFESSIONAL SERVICE	6,416.50	6,416.50
01-11-00-520215	MAINTENANCE AGREEM	159.60	0.00
01-11-00-520216	OFFICE EQUIPMENT LEA	192.36	192.36
01-11-00-520217	SECURITY SYSTEM	276.79	0.00
01-11-00-520223	DUES	185.00	185.00
01-11-00-520225	EDUCATION/SEMINARS	320.00	320.00
01-11-00-520250	MISCELLANEOUS	75.92	75.92
01-11-00-520574	POSTAGE	742.44	742.44
01-11-00-530366	LEGAL ADS	157.54	0.00
01-11-00-530395	PRINTING	86.04	0.00
01-11-00-530425	COFFEE	188.62	188.62
01-11-00-530553	OFFICE SUPPLIES	1,048.24	768.24
01-11-00-530563	COMPUTERS	1,178.85	1,178.85
01-11-00-540507	INSURANCE/HEALTH	15,330.82	15,330.82
01-11-00-570028	FURNITURE/FIXTURES	2,344.70	147.50
01-11-00-570250	MISCELLANEOUS	364.70	206.80
01-11-00-570676	MEETINGS/CONFERENC	1,668.00	1,668.00
01-11-00-570677	TRAVELING EXPENSE	1,521.28	1,287.90
01-12-00-520141	BUILDING/WOODSCREE	276.43	0.00
01-12-00-520151	BUILDING/BONCOSKY	337.00	0.00
01-12-00-520152	BUILDING/MAIN BEACH	1,155.18	0.00
01-12-00-520153	BUILDING/GARAGE	1,166.58	0.00
01-12-00-520154	BUILDING/WEST	1,061.43	0.00
01-12-00-520155	BUILDING/ACRES	513.06	0.00
01-12-00-520156	BUILDINGS/FARM	1,542.88	0.00
01-12-00-520157	BUILDING/NATURE CENT	312.99	0.00
01-12-00-520158	BUILDING/SPOERL	12,489.43	0.00
01-12-00-520159	BUILDING/ADMINISTRAT	1,311.99	0.00
01-12-00-520160	BUILDING/ROTARY	1,196.52	766.00
01-12-00-520161	BUILDING/BEAL'S	186.43	0.00
01-12-00-520164	BUILDING/GRAND OAKS	748.74	0.00
01-12-00-520171	BUILDING/COLONEL PAL	243.43	0.00
01-12-00-520173	BUILDING/POLICE HEAD	186.43	0.00
01-12-00-520205	GARBAGE DISPOSAL	2,649.56	2,649.56
01-12-00-520209	COMMUNICATION	1,260.69	1,260.69
01-12-00-520219	CONTRACTUAL MOWIN	6,615.00	0.00
01-12-00-520221	TREE CARE	8,698.00	0.00
01-12-00-520224	EQUIPMENT RENTAL	355.00	0.00
01-12-00-520675	MOWER REPAIRS	4,490.31	0.00

Account Summary

Account Number	Account Name	Expense Amount	Payment Amount
01-12-00-520691	TRUCK REPAIRS	6,442.68	0.00
01-12-00-520692	AUTO REPAIRS	7.80	7.80
01-12-00-520695	LAKE CONSULTANT/IMP	24,605.00	0.00
01-12-00-530116	AUTO PARTS & REPAIRS	41.90	0.00
01-12-00-530227	EXPENDABLE TOOL & SH	2,067.36	0.00
01-12-00-530228	MECHANIC TOOLS/SUPP	229.00	0.00
01-12-00-530260	GAS & DIESEL FUEL	1,279.63	1,279.63
01-12-00-530318	SAFETY EQUIPMENT	35.01	0.00
01-12-00-530335	STATE INSPECTION & LIC	87.00	60.00
01-12-00-530353	CUSTODIAL SUPPLIES	441.71	0.00
01-12-00-530553	OFFICE SUPPLIES	738.57	738.57
01-12-00-530620	HOLIDAY DECORATIONS	78.09	0.00
01-12-00-530630	PARK SIGNAGE	620.00	0.00
01-12-00-530665	TIRES & TUBES	920.21	0.00
01-12-00-530667	ELECTRIC/LIGHTING SUP	82.95	0.00
01-12-00-530668	PAINT SUPPLIES	359.50	0.00
01-12-00-530670	PICNIC TABLE REPAIR MA	368.49	0.00
01-12-00-530672	FASTENERS	197.27	119.90
01-12-00-530673	EQUIPMENT REPAIR PAR	625.67	54.58
01-12-00-530674	BOAT EQUIPMENT/SERVI	14.99	0.00
01-12-00-530675	MOWER REPAIR PARTS	1,423.69	1,093.31
01-12-00-530691	TRUCK REPAIR PARTS	251.51	120.87
01-12-00-530696	FERTILIZER/WEED CONT	4,000.00	0.00
01-12-00-550106	BUILDING/STERNES	234.23	0.00
01-12-00-550151	BUILDING/WOODSCREE	87.38	0.00
01-12-00-550152	BUILDING/MAIN BEACH	1,712.86	434.96
01-12-00-550153	BUILDING/GARAGE	3,979.20	0.00
01-12-00-550154	BUILDING/WEST	382.52	0.00
01-12-00-550155	BUILDING/V.A.	211.34	0.00
01-12-00-550156	BUILDING/FARM	202.36	0.00
01-12-00-550157	BUILDING/NATURE CENT	263.50	0.00
01-12-00-550161	GROUND/BEAL'S	17.18	0.00
01-12-00-550164	BUILDING/GRAND OAKS	114.07	0.00
01-12-00-550170	BUILDING/LIPPOLD STO	99.45	0.00
01-12-00-550172	BUILDING/BONCOSKY C	178.45	0.00
01-12-00-550176	BUILDING/SHAMROCK H	64.90	0.00
01-12-00-550556	GROUND/MAIN	10,690.00	0.00
01-12-00-550559	NEIGHBORHOOD PARKS-	891.54	24.30
01-12-00-550571	GROUND/SHAMROCK	6,918.24	0.00
01-12-00-550664	NEIGHBORHOOD PARKS-	2,461.79	24.30
01-12-00-550666	GROUND/SHAMROCK	17.76	0.00
01-12-00-550676	GROUND/SHAMROCK	303.00	0.00
01-12-00-570024	MEMORIALS	4,740.00	0.00
01-14-00-520209	COMMUNICATION	198.12	198.12
01-14-00-520225	EDUCATION/SEMINARS	1,979.08	244.08
01-14-00-530553	OFFICE SUPPLIES	33.83	0.00
01-14-00-550602	UNIFORMS	120.95	0.00
01-14-00-550603	MEMBERSHIP & TRAINI	732.89	169.99
01-14-00-550605	COMMUNICATION EQUI	180.00	0.00
01-14-00-560604	COMMUNICATION EQUI	105.95	0.00
01-210710	REFUNDS	880.00	880.00
01-23-00-520260	LINEN EXPENSE	2,510.43	0.00
01-290003	PAYROLL DEDUCTION LI	210,723.65	202,938.00
02-11-00-520205	GARBAGE DISPOSAL	134.53	134.53
02-11-00-520206	ELECTRICITY	952.14	946.37
02-11-00-520207	HEAT	440.30	0.00
02-11-00-520208	WATER/SEWER	7,027.33	7,027.33
02-11-00-520209	COMMUNICATION	3,422.82	3,422.82

Account Summary

Account Number	Account Name	Expense Amount	Payment Amount
02-11-00-520215	MAINTENANCE AGREEM	159.60	0.00
02-11-00-520216	OFFICE EQUIPMENT LEA	192.36	192.36
02-11-00-520217	SECURITY SYSTEM	915.23	0.00
02-11-00-520223	DUES	35.00	35.00
02-11-00-520574	POSTAGE	5,228.91	728.91
02-11-00-530353	CUSTODIAL SUPPLIES	1,007.09	0.00
02-11-00-530360	PUBLIC INFORMATION S	3,021.09	3,021.09
02-11-00-530365	ADVERTISING	495.00	0.00
02-11-00-530395	PRINTING	2,424.74	0.00
02-11-00-530425	COFFEE	20.94	20.94
02-11-00-530553	OFFICE SUPPLIES	1,109.11	829.11
02-11-00-530563	COMPUTERS	7,242.00	7,242.00
02-11-00-540507	INSURANCE/HEALTH	16,027.57	16,027.57
02-11-00-570028	FURNITURE/FIXTURES	527.49	527.49
02-11-00-570250	MISCELLANEOUS	193.85	35.95
02-11-00-570676	MEETINGS/CONFERENC	703.00	703.00
02-11-00-570677	TRAVELING EXPENSE	109.38	0.00
02-111001	PETTY CASH/OPERATING	6,000.00	6,000.00
02-62-00-503209	ADULT FITNESS COMMO	75.51	75.51
02-62-00-503328	SENIOR FITNESS COMM	53.59	53.59
02-63-00-502133	EDUCATION/PRE-SCHOO	296.54	244.49
02-63-00-502186	CAMP/YOUNG EXPLORE	5,212.91	4,278.82
02-63-00-502187	E.T. CAMP CONTRACTUA	3,082.35	2,066.72
02-63-00-502188	JR HIGH & TEEN CAMPS	2,028.97	1,260.63
02-63-00-502220	EXTENDED TIME CONTR	8,443.95	8,227.44
02-63-00-502245	GYMNASTICS CONTRACT	2,589.30	1,574.30
02-63-00-502276	JR. LEADERS CONTRACT	797.00	0.00
02-63-00-503133	EDUCATION/PRE-SCHOO	454.60	27.92
02-63-00-503186	CAMP/YOUNG EXPLORE	-6.63	-6.63
02-63-00-503187	E.T. CAMP COMMODITIE	433.79	64.42
02-63-00-503220	EXTENDED TIME COMM	3,673.58	2,839.62
02-63-20-503055	BOYS ASBB COMMODITI	700.00	0.00
02-63-20-503056	GIRLS ASBB COMMODITI	3,313.16	0.00
02-64-00-502284	ART CLASSES CONTRACT	537.60	0.00
02-64-00-503205	ADULT/YOUTH DANCE C	187.79	187.79
02-64-00-503270	WAGON RIDES COMMO	273.55	0.00
02-64-00-503283	HAPKIDO COMMODITIE	47.00	47.00
02-64-00-503383	THEATER/VOICE COMM	815.00	815.00
02-65-00-502466	SENIOR TRIPS CONTRAC	1,780.00	1,128.00
02-65-00-503469	MISC. SENIOR PROGRA	62.44	62.44
02-66-00-502128	SEASONAL SPECIAL EVE	400.00	0.00
02-66-00-503128	SEASONAL SPECIAL EVE	4,750.51	1,514.51
02-68-00-501400	DOG PARK SALARIES &	777.00	0.00
02-68-00-503363	SOFTBALL/FALL LEAGUE	2,677.87	2,677.87
02-68-00-503400	DOG PARK COMMODITI	601.63	0.00
02-68-00-520205	GARBAGE DISPOSAL	617.45	617.45
02-68-00-520206	ELECTRICITY	946.37	946.37
02-68-00-520217	SECURITY SYSTEM	124.81	0.00
02-68-00-530353	CUSTODIAL SUPPLIES	52.99	0.00
02-68-00-530404	BATTING CAGES	166.26	166.26
02-68-00-550172	BUILDING/BONCOSKY C	89,447.00	0.00
03-11-00-520236	IMRF PARTICIPATING	43,690.91	43,690.91
04-11-00-520227	PHYSICAL EXAMINATION	855.00	0.00
08-11-00-503620	NATURE PROGRAMS CO	119.34	119.34
08-11-00-503636	PALMER HOUSE PROGR	193.83	193.83
08-11-00-520207	HEAT	54.10	0.00
08-11-00-520208	WATER/SEWER	197.81	197.81
08-11-00-520209	COMMUNICATION	237.12	237.12

Account Summary

Account Number	Account Name	Expense Amount	Payment Amount
08-11-00-530107	LAND IMPROVEMENT M	46.96	46.96
08-11-00-530352	NATURALIST'S SUPPLIES	102.97	102.97
08-11-00-530353	CUSTODIAL SUPPLIES	88.35	0.00
08-11-00-530700	ANIMAL CARE/SUPPLIES	89.64	14.58
08-11-00-530705	GREENHOUSE SUPPLIES	50.95	0.00
08-11-00-540507	INSURANCE/HEALTH	3,114.96	3,114.96
08-11-00-550601	MISCELLANEOUS SUPPLI	39.80	6.82
08-11-00-570677	TRAVELING EXPENSE	52.50	0.00
11-11-00-530602	UNIFORMS	1,604.79	0.00
11-11-00-570021	BEACH EQUIPMENT	18.93	18.93
12-11-01-530010	PRODUCT-ICE CREAM	100.81	100.81
12-11-01-530735	SALES TAX	707.00	707.00
12-11-01-530741	MISCELLANEOUS SUPPLI	181.97	181.97
12-11-04-530003	PRODUCT-FOOD	276.02	182.82
12-11-04-530005	PRODUCT-CANDY	216.08	172.64
12-11-04-530016	PRODUCT - BEER & ALC	2,717.20	2,717.20
12-11-04-530020	MISC. CONCESSION PRO	93.52	93.52
12-11-04-530735	SALES TAX	289.00	289.00
16-11-00-520212	PROFESSIONAL SERVICE	4,483.54	3,700.00
16-11-00-570031	MISC. CAPITAL PROJECTS	8,650.00	0.00
19-11-00-520205	GARBAGE DISPOSAL	133.22	133.22
19-11-00-520208	WATER/SEWER	30.58	30.58
19-11-00-520209	COMMUNICATION	216.15	216.15
19-11-00-530020	MISC. CONCESSION PRO	46.46	46.46
19-11-00-530401	GOLF BALLS	625.02	0.00
19-11-00-530402	MINI-GOLF	77.96	77.96
19-11-00-530694	UNIFORMS	135.88	0.00
19-11-00-530735	SALES TAX	80.00	80.00
19-11-00-560151	BUILDING REPAIR	19.55	0.00
19-11-00-560562	GROUND'S MAINTENAN	560.00	0.00
19-11-00-560675	EQUIPMENT REPAIR--MI	36.00	0.00
19-11-00-560676	FACILITY REPAIR--MINI-G	225.69	41.97
19-11-00-570120	FACILITY IMPROVEMENT	1,673.22	1,673.22
20-11-00-520205	GARBAGE DISPOSAL	474.17	474.17
20-11-00-520207	HEAT	196.63	0.00
20-11-00-520209	COMMUNICATION	348.01	348.01
20-11-00-520214	CLEANING SERVICES	1,637.70	1,637.70
20-11-00-520215	MAINTENANCE AGREEM	2,328.80	0.00
20-11-00-520216	OFFICE EQUIPMENT LEA	192.36	192.36
20-11-00-520217	SECURITY SYSTEM	80.43	0.00
20-11-00-520250	MISCELLANEOUS	60.00	0.00
20-11-00-520574	POSTAGE	42.18	42.18
20-11-00-530365	ADVERTISING	364.00	364.00
20-11-00-530460	SUPPLIES-TEACHING & C	285.07	285.07
20-11-00-530553	OFFICE SUPPLIES	205.98	205.98
20-11-00-530579	TOURNAMENTS	100.00	100.00
20-11-00-530600	PAPER PRODUCTS	125.36	0.00
20-11-00-530605	VENDING - COFFEE	107.26	84.70
20-11-00-540507	INSURANCE/HEALTH	4,621.59	4,621.59
20-11-00-560025	LAND IMPROVEMENT	209.70	0.00
20-11-00-560151	BUILDING REPAIR	782.30	0.00
20-11-00-560353	JANITORIAL SUPPLIES	184.67	29.88
20-11-00-560562	GROUND'S MAINTENAN	162.37	0.00
20-11-00-570250	MISCELLANEOUS	94.69	0.00
20-11-00-580591	TENNIS BALLS	1,396.35	0.00
20-11-00-580710	LADIES CLOTHING	292.24	0.00
20-11-00-580720	SHOES	2,308.46	0.00
20-11-00-580725	RACKETS	1,242.38	0.00

Account Summary

Account Number	Account Name	Expense Amount	Payment Amount
20-11-00-580733	ACCESSORIES	139.98	139.98
20-11-00-580734	GRIPS/OVERWRAPS	25.98	0.00
20-11-00-580735	SALES TAX	396.00	396.00
20-11-00-580745	RACKET REPAIR SUPPLIE	30.98	30.98
Grand Total:		670,195.92	396,049.75

Project Account Summary

Project Account Key	Expense Amount	Payment Amount
None	670,195.92	396,049.75
Grand Total:	670,195.92	396,049.75

Grand Total:	\$670,195.92
Previous Total:	\$88,430.14
Revised Total:	\$581,765.78



Crystal Lake Park District, IL

Expense Approval Report

By Vendor Name

Post Dates 10/1/2022 - 10/31/2022

Vendor Name	Payable Number	Post Date	Description (Item)	Account Number	Amount
Vendor: VEN01 - *****					
Paid					
*****	INV0028425	10/05/2022	REFUND RACKET CLUB CREDIT	01-210710	79.50
*****	INV0028426	10/05/2022	REFUND STOCKHOLM INN & R	01-210710	13.00
Paid Total:					92.50
Vendor VEN01 - ***** Total:					92.50
Vendor: 59908 - 3287-NCPERS-IL IMRF					
Outstanding					
3287-NCPERS-IL IMRF	INV0028446	10/14/2022	IMRF Life Ins Premium	01-290003	54.00
Outstanding Total:					54.00
Vendor 59908 - 3287-NCPERS-IL IMRF Total:					54.00
Vendor: 00580 - ACE HARDWARE					
Outstanding					
ACE HARDWARE	129037	10/06/2022	HOUNDTOWN FOUNTAIN	02-68-00-503400	31.16
ACE HARDWARE	129048	10/05/2022	SUPPLIES FOR POLE LIGHT-MA	01-12-00-550152	36.02
ACE HARDWARE	129048	10/05/2022	SUPPLIES FOR POLE LIGHT-MA	01-12-00-550155	69.98
ACE HARDWARE	129078	10/07/2022	WATER FOUNTAIN - DISC GOL	01-12-00-550170	11.77
Outstanding Total:					148.93
Vendor 00580 - ACE HARDWARE Total:					148.93
Vendor: 00610 - ACHIEVEIT ONLINE, LLC					
Outstanding					
ACHIEVEIT ONLINE, LLC	2022-11187	10/13/2022	STRATEGIC PLAN TRACKING S	01-11-00-520213	1,800.00
ACHIEVEIT ONLINE, LLC	2022-11187	10/13/2022	STRATEGIC PLAN TRACKING S	02-11-00-520213	1,800.00
Outstanding Total:					3,600.00
Vendor 00610 - ACHIEVEIT ONLINE, LLC Total:					3,600.00
Vendor: 01650 - AFLAC					
Outstanding					
AFLAC	INV0028448	10/14/2022	AFLAC Disability	01-290003	39.61
AFLAC	INV0028453	10/14/2022	AFLAC - After Tax	01-290003	63.76
AFLAC	INV0028457	10/14/2022	AFLAC - Pre-tax	01-290003	229.65
Outstanding Total:					333.02
Vendor 01650 - AFLAC Total:					333.02
Vendor: 02030 - AIRGAS USA LLC					
Outstanding					
AIRGAS USA LLC	9989410863	10/04/2022	CYLINDER RENTAL	01-12-00-530227	48.56
AIRGAS USA LLC	9991509630	10/04/2022	CYLINDER RENTAL	01-12-00-530227	48.56
Outstanding Total:					97.12
Vendor 02030 - AIRGAS USA LLC Total:					97.12
Vendor: 03150 - ALEXANDER EQUIPMENT CO INC					
Outstanding					
ALEXANDER EQUIPMENT CO I	192368	10/12/2022	Additional Chipper Repair	01-12-00-520673	38.98
ALEXANDER EQUIPMENT CO I	192368	10/12/2022	Chipper repair and annual ma	01-12-00-520673	6,026.08
Outstanding Total:					6,065.06
Vendor 03150 - ALEXANDER EQUIPMENT CO INC Total:					6,065.06
Vendor: 03570 - AMANDA JAWORSKYJ					
Outstanding					
AMANDA JAWORSKYJ	INV0028439	10/12/2022	SEPTEMBER 2022 MILEAGE	01-11-00-570677	9.38
Outstanding Total:					9.38
Vendor 03570 - AMANDA JAWORSKYJ Total:					9.38

Expense Approval Report

Post Dates: 10/1/2022 - 10/31/2022

Vendor Name	Payable Number	Post Date	Description (Item)	Account Number	Amount	
Vendor: 03690 - AMY OLSON						
Outstanding						
AMY OLSON	INV0028434	10/06/2022	SEPTEMBER 2022 MILEAGE	01-11-00-570677	91.88	
					Outstanding Total:	91.88
Vendor 03690 - AMY OLSON Total:					91.88	
Vendor: 03900 - ANCEL GLINK, PC						
Outstanding						
ANCEL GLINK, PC	91465	10/14/2022	LEGAL FEES AUG 2022	01-11-00-520220	1,297.60	
ANCEL GLINK, PC	91465	10/14/2022	PROSECUTION AUG 2022	01-11-00-520228	618.75	
ANCEL GLINK, PC	91465	10/14/2022	LEGAL FEES AUG 2022	02-11-00-520220	432.53	
ANCEL GLINK, PC	92246	10/14/2022	LEGAL FEES SEPT 2022	01-11-00-520220	1,095.94	
ANCEL GLINK, PC	92246	10/14/2022	PROSECUTION SEPT 2022	01-11-00-520228	783.75	
ANCEL GLINK, PC	92246	10/14/2022	LEGAL FEES SEPT 2022	02-11-00-520220	365.31	
					Outstanding Total:	4,593.88
Vendor 03900 - ANCEL GLINK, PC Total:					4,593.88	
Vendor: 06100 - AUTO TECH CENTERS INC						
Outstanding						
AUTO TECH CENTERS INC	INV046287	10/06/2022	CP81 SQUAD MAINTENANCE	01-12-00-520692	48.70	
					Outstanding Total:	48.70
Vendor 06100 - AUTO TECH CENTERS INC Total:					48.70	
Vendor: 10330 - BOTTS WELDING						
Outstanding						
BOTTS WELDING	687428	10/06/2022	SAFETY STICKER - TRK 10	01-12-00-530318	27.00	
BOTTS WELDING	687770	10/06/2022	SAFETY STICKER - TRK 6	01-12-00-530318	27.00	
					Outstanding Total:	54.00
Vendor 10330 - BOTTS WELDING Total:					54.00	
Vendor: 12950 - CARMICHAEL CONSTRUCTION						
Outstanding						
CARMICHAEL CONSTRUCTION	6825	10/07/2022	Admin Back Stairs Project	16-11-00-570031	21,165.00	
					Outstanding Total:	21,165.00
Vendor 12950 - CARMICHAEL CONSTRUCTION Total:					21,165.00	
Vendor: 13120 - CARY PARK DISTRICT						
Outstanding						
CARY PARK DISTRICT	2134	10/04/2022	4C TRIP 9/14/22	02-65-00-502466	672.00	
					Outstanding Total:	672.00
Vendor 13120 - CARY PARK DISTRICT Total:					672.00	
Vendor: 13210 - CASSIDY TIRE						
Outstanding						
CASSIDY TIRE	902018682	10/06/2022	OIL CHANGE	01-12-00-520691	47.76	
CASSIDY TIRE	902018738	10/04/2022	OIL CHANGE,SUSPESION AND	01-12-00-520691	895.54	
					Outstanding Total:	943.30
Vendor 13210 - CASSIDY TIRE Total:					943.30	
Vendor: 13625 - CHADWICK CONTRACTING COMPANY						
Outstanding						
CHADWICK CONTRACTING CO	22-146.1	10/07/2022	Asphalt Paving Projects 2022	01-13-00-570029	82,053.13	
CHADWICK CONTRACTING CO	22-146.1	10/07/2022	Asphalt Paving Projects 2022	16-11-00-570031	212,481.05	
					Outstanding Total:	294,534.18
Vendor 13625 - CHADWICK CONTRACTING COMPANY Total:					294,534.18	
Vendor: 13710 - CHAS. HERDRICH & SON, INC.						
Paid						
CHAS. HERDRICH & SON, INC.	159377	10/03/2022	BEER GARDEN - BONCOSKY	12-11-04-530016	572.60	
					Paid Total:	572.60
Vendor 13710 - CHAS. HERDRICH & SON, INC. Total:					572.60	

Expense Approval Report

Post Dates: 10/1/2022 - 10/31/2022

Vendor Name	Payable Number	Post Date	Description (Item)	Account Number	Amount
Vendor: 14310 - CITY OF CRYSTAL LAKE					
Outstanding					
CITY OF CRYSTAL LAKE	0033480	10/04/2022	2ND QRTR TRAFFIC SIGNAL M	01-12-00-520694	539.01
CITY OF CRYSTAL LAKE	EL-0056 2022	10/04/2022	ELEVATOR INSPECTION - BARL	01-12-00-520156	83.35
CITY OF CRYSTAL LAKE	EL-0059 2022	10/04/2022	ELEVATOR INSPECTION - ADM	01-12-00-520159	83.35
CITY OF CRYSTAL LAKE	EL-0078 2022	10/04/2022	ELEVATOR INSPECTION - ROTA	01-12-00-520160	83.35
CITY OF CRYSTAL LAKE	INV0028403	10/04/2022	GLC WATER	19-11-00-520208	30.58
CITY OF CRYSTAL LAKE	INV0028404	10/04/2022	WOODS CREEK PARK WATER	01-11-00-520208	24.49
CITY OF CRYSTAL LAKE	INV0028404	10/04/2022	WOODS CREEK PARK WATER	02-11-00-520208	24.50
CITY OF CRYSTAL LAKE	INV0028405	10/04/2022	NATURE CENTER WATER	08-11-00-520208	176.55
CITY OF CRYSTAL LAKE	INV0028406	10/04/2022	ADMIN BUILDING WATER	01-11-00-520208	45.75
CITY OF CRYSTAL LAKE	INV0028406	10/04/2022	ADMIN BUILDING WATER	02-11-00-520208	45.76
CITY OF CRYSTAL LAKE	INV0028407	10/04/2022	GARAGE WATER	01-11-00-520208	35.12
CITY OF CRYSTAL LAKE	INV0028407	10/04/2022	GARAGE WATER	02-11-00-520208	35.13
CITY OF CRYSTAL LAKE	INV0028408	10/04/2022	MAIN BEACH YARD HYDRANT	01-11-00-520208	26.57
CITY OF CRYSTAL LAKE	INV0028408	10/04/2022	MAIN BEACH YARD HYDRANT	02-11-00-520208	26.58
CITY OF CRYSTAL LAKE	INV0028409	10/04/2022	VA NORTH BATHROOMS WAT	01-11-00-520208	24.49
CITY OF CRYSTAL LAKE	INV0028409	10/04/2022	VA NORTH BATHROOMS WAT	02-11-00-520208	24.50
CITY OF CRYSTAL LAKE	INV0028410	10/04/2022	BARLINA HOUSE WATER	02-63-00-502133	27.73
CITY OF CRYSTAL LAKE	INV0028411	10/04/2022	VA ROTARY SHELTER WATER	01-11-00-520208	66.21
CITY OF CRYSTAL LAKE	INV0028412	10/04/2022	PARK POLICE HEADQUARTERS	01-11-00-520208	13.86
CITY OF CRYSTAL LAKE	INV0028412	10/04/2022	PARK POLICE HEADQUARTERS	02-11-00-520208	13.87
CITY OF CRYSTAL LAKE	INV0028413	10/04/2022	VA OAKWOODS LODGE WATE	01-11-00-520208	13.86
CITY OF CRYSTAL LAKE	INV0028413	10/04/2022	VA OAKWOODS LODGE WATE	02-11-00-520208	13.87
CITY OF CRYSTAL LAKE	INV0028414	10/04/2022	VA SOUTH BATHROOMS WAT	01-11-00-520208	11.86
CITY OF CRYSTAL LAKE	INV0028414	10/04/2022	VA SOUTH BATHROOMS WAT	02-11-00-520208	11.87
CITY OF CRYSTAL LAKE	INV0028415	10/04/2022	MAIN BEACH WATER	01-11-00-520208	210.52
CITY OF CRYSTAL LAKE	INV0028415	10/04/2022	MAIN BEACH WATER	02-11-00-520208	210.52
CITY OF CRYSTAL LAKE	INV0028416	10/04/2022	LIPPOLD OUTPOST WATER	01-11-00-520208	102.17
CITY OF CRYSTAL LAKE	INV0028417	10/04/2022	MAIN BEACH YARD HYDRANT	01-11-00-520208	8.55
CITY OF CRYSTAL LAKE	INV0028417	10/04/2022	MAIN BEACH YARD HYDRANT	02-11-00-520208	8.55
CITY OF CRYSTAL LAKE	INV0028418	10/04/2022	WOODS CREEK SPLASH PAD	01-11-00-520208	2,550.04
CITY OF CRYSTAL LAKE	INV0028418	10/04/2022	WOODS CREEK SPLASH PAD	02-11-00-520208	2,550.05
CITY OF CRYSTAL LAKE	INV0028419	10/04/2022	VA SPLASH PAD WATER	01-11-00-520208	2,653.59
CITY OF CRYSTAL LAKE	INV0028419	10/04/2022	VA SPLASH PAD WATER	02-11-00-520208	2,653.59
CITY OF CRYSTAL LAKE	INV0028420	10/04/2022	FOUR COLONIES PARK WATER	01-11-00-520208	3.90
CITY OF CRYSTAL LAKE	INV0028420	10/04/2022	FOUR COLONIES PARK WATER	02-11-00-520208	3.90
CITY OF CRYSTAL LAKE	INV0028421	10/04/2022	VA NORTH SHELTER WATER	01-11-00-520208	7.80
Outstanding Total:					12,445.39
Vendor 14310 - CITY OF CRYSTAL LAKE Total:					12,445.39
Vendor: 14400 - CITY OF MCHENRY					
Outstanding					
CITY OF MCHENRY	92822-2	10/04/2022	STOCKHOLM INN/ROCKFORD	02-65-00-502466	509.12
Outstanding Total:					509.12
Vendor 14400 - CITY OF MCHENRY Total:					509.12
Vendor: 59844 - CLAIRE NAUGHTON					
Outstanding					
CLAIRE NAUGHTON	INV0028422	10/04/2022	SEPTEMBER 2022 MILEAGE	01-11-00-570677	234.38
Outstanding Total:					234.38
Vendor 59844 - CLAIRE NAUGHTON Total:					234.38
Vendor: 15156 - COLLEEN COLLIS					
Outstanding					
COLLEEN COLLIS	INV0028428	10/05/2022	SEPTEMBER 2022 MILEAGE	02-63-00-502187	33.13
Outstanding Total:					33.13
Vendor 15156 - COLLEEN COLLIS Total:					33.13
Vendor: 15270 - COMMONWEALTH EDISON					
Outstanding					
COMMONWEALTH EDISON	INV0028443	10/12/2022	PALMER HOUSE ELECTRIC	01-11-00-520206	5.84

Expense Approval Report

Post Dates: 10/1/2022 - 10/31/2022

Vendor Name	Payable Number	Post Date	Description (Item)	Account Number	Amount
COMMONWEALTH EDISON	INV0028443	10/12/2022	PALMER HOUSE ELECTRIC	02-11-00-520206	5.84
Outstanding Total:					11.68
Vendor 15270 - COMMONWEALTH EDISON Total:					11.68
Vendor: 15360 - CONSERV FS, INC.					
Outstanding					
CONSERV FS, INC.	65145380	10/04/2022	INFIELD MIX & TURF VA FIELD	02-68-00-550572	2,533.00
Outstanding Total:					2,533.00
Vendor 15360 - CONSERV FS, INC. Total:					2,533.00
Vendor: 15365 - CONSTELLATION NEWENERGY INC					
Outstanding					
CONSTELLATION NEWENERGY	63584707701	10/06/2022	GLC/LIPPOLD/STORAGE BLDG	01-11-00-520206	393.14
CONSTELLATION NEWENERGY	63584707701	10/06/2022	GLC/LIPPOLD/STORAGE BLDG	02-11-00-520206	393.14
CONSTELLATION NEWENERGY	63584707701	10/06/2022	GLC/LIPPOLD/STORAGE BLDG	02-68-00-520206	393.14
Outstanding Total:					1,179.42
Vendor 15365 - CONSTELLATION NEWENERGY INC Total:					1,179.42
Vendor: 15690 - CORP AMER FAMILY CREDIT UNION					
Paid					
CORP AMER FAMILY CREDIT U	INV0028447	10/14/2022	Corp Amer Credit Union	01-290003	669.00
Paid Total:					669.00
Vendor 15690 - CORP AMER FAMILY CREDIT UNION Total:					669.00
Vendor: 20050 - DUNLOP SPORTS GROUP AMERICAS					
Outstanding					
DUNLOP SPORTS GROUP AME	7081658	10/01/2022	PRO SHOP, LEAGUES, PCT, TRA	20-11-00-580591	387.50
Outstanding Total:					387.50
Vendor 20050 - DUNLOP SPORTS GROUP AMERICAS Total:					387.50
Vendor: 20500 - E. HOFFMAN, INC					
Outstanding					
E. HOFFMAN, INC	31081	10/03/2022	Playground Renovations Veter	07-11-00-570200	144,662.40
E. HOFFMAN, INC	31081	10/03/2022	Playground Renovations Woo	16-11-00-570022	100,164.73
E. HOFFMAN, INC	31081	10/03/2022	Playground Renovations Woo	16-11-00-570022	103,531.55
Outstanding Total:					348,358.68
Vendor 20500 - E. HOFFMAN, INC Total:					348,358.68
Vendor: 21000 - EBY GRAPHICS INC					
Outstanding					
EBY GRAPHICS INC	9801	10/04/2022	STENCILS FOR ELECTRICAL BO	01-12-00-530318	140.21
Outstanding Total:					140.21
Vendor 21000 - EBY GRAPHICS INC Total:					140.21
Vendor: 21200 - ED'S RENTAL & SALES					
Outstanding					
ED'S RENTAL & SALES	373386-2	10/04/2022	TRAILER RENTAL TO MOVE LIF	01-12-00-520224	80.00
Outstanding Total:					80.00
Vendor 21200 - ED'S RENTAL & SALES Total:					80.00
Vendor: 49500 - EMMA KOENIG					
Outstanding					
EMMA KOENIG	INV0028435	10/06/2022	SEPTEMBER 2022 MILEAGE	02-11-00-570677	60.00
Outstanding Total:					60.00
Vendor 49500 - EMMA KOENIG Total:					60.00
Vendor: 26100 - EVP ACADEMIES, LLC					
Outstanding					
EVP ACADEMIES, LLC	2232	10/05/2022	EVP VOLLEYBALL SEPT 22 120	02-63-20-502108	744.97
Outstanding Total:					744.97
Vendor 26100 - EVP ACADEMIES, LLC Total:					744.97

Expense Approval Report

Post Dates: 10/1/2022 - 10/31/2022

Vendor Name	Payable Number	Post Date	Description (Item)	Account Number	Amount
Vendor: 26285 - EXCELL AUTOMOTIVE EQUIPEMENT, INC					
Outstanding					
EXCELL AUTOMOTIVE EQUIPE	49365	10/07/2022	LIFT INSPECTION	01-12-00-530335	250.00
EXCELL AUTOMOTIVE EQUIPE	49846	10/07/2022	REPAIR OF ROTARY TWIN POS	01-12-00-520673	972.50
Outstanding Total:					1,222.50
Vendor 26285 - EXCELL AUTOMOTIVE EQUIPEMENT, INC Total:					1,222.50
Vendor: 28280 - FIRST AYD CORP					
Outstanding					
FIRST AYD CORP	PSI562756	10/06/2022	DEGREASER, ABRASIVE DISCS,	01-12-00-530228	373.41
Outstanding Total:					373.41
Vendor 28280 - FIRST AYD CORP Total:					373.41
Vendor: 28389 - FIVE STAR PAINTING OF CRYSTAL LAKE					
Outstanding					
FIVE STAR PAINTING OF CRYST	02723	10/07/2022	paint project-Rotary	01-12-00-520160	4,326.00
FIVE STAR PAINTING OF CRYST	2722	10/04/2022	PAINT P	19-11-00-570120	1,450.00
Outstanding Total:					5,776.00
Vendor 28389 - FIVE STAR PAINTING OF CRYSTAL LAKE Total:					5,776.00
Vendor: 28997 - FOUR SEASONS CARE LLC					
Outstanding					
FOUR SEASONS CARE LLC	382	10/03/2022	Contractual Mowing	01-12-00-520219	5,320.00
Outstanding Total:					5,320.00
Vendor 28997 - FOUR SEASONS CARE LLC Total:					5,320.00
Vendor: 30890 - GEWALT-HAMILTON ASSOC., INC.					
Outstanding					
GEWALT-HAMILTON ASSOC., I	4129.160-4	10/07/2022	Hill Farm - Engineering Servic	16-11-00-570031	1,798.70
GEWALT-HAMILTON ASSOC., I	4129.161-4	10/07/2022	Grand Oaks - Engineering Serv	16-11-00-570031	1,520.00
GEWALT-HAMILTON ASSOC., I	4129.163-4	10/07/2022	Admin Bldg Engineering Servi	16-11-00-570031	1,160.00
Outstanding Total:					4,478.70
Vendor 30890 - GEWALT-HAMILTON ASSOC., INC. Total:					4,478.70
Vendor: 31950 - GOLD MEDAL PRODUCTS					
Outstanding					
GOLD MEDAL PRODUCTS	395150	10/14/2022	FOOD CONCESSIONS BONCOS	12-11-04-530003	195.05
Outstanding Total:					195.05
Vendor 31950 - GOLD MEDAL PRODUCTS Total:					195.05
Vendor: 32573 - GREAT LAKES COCA-COLA DISTRIBUTION LLC					
Outstanding					
GREAT LAKES COCA-COLA DIS	808217216	10/03/2022	COKE - BONCOSKY	12-11-04-530015	381.87
Outstanding Total:					381.87
Vendor 32573 - GREAT LAKES COCA-COLA DISTRIBUTION LLC Total:					381.87
Vendor: 34050 - HACIENDA LANDSCAPING, INC					
Outstanding					
HACIENDA LANDSCAPING, IN	2	10/07/2022	Playground Renovations Brigh	16-11-00-570022	65,516.00
HACIENDA LANDSCAPING, IN	2	10/07/2022	Playground Renovations Lapin	16-11-00-570022	18,067.00
Outstanding Total:					83,583.00
Vendor 34050 - HACIENDA LANDSCAPING, INC Total:					83,583.00
Vendor: 36600 - HITCHCOCK DESIGN GROUP					
Outstanding					
HITCHCOCK DESIGN GROUP	29034	10/14/2022	Comprehensive Master Plan	01-11-00-520212	5,543.00
HITCHCOCK DESIGN GROUP	29035	10/14/2022	Haligus Road Park Phase One	16-11-00-520212	3,829.90
Outstanding Total:					9,372.90
Vendor 36600 - HITCHCOCK DESIGN GROUP Total:					9,372.90

Expense Approval Report

Post Dates: 10/1/2022 - 10/31/2022

Vendor Name	Payable Number	Post Date	Description (Item)	Account Number	Amount	
Vendor: 34100 - HKS SYSTEMS, INC						
Outstanding						
HKS SYSTEMS, INC	13158	10/07/2022	INSTALL MOUNTED DOOR - A	01-12-00-520159	500.00	
					Outstanding Total:	500.00
					Vendor 34100 - HKS SYSTEMS, INC Total:	500.00
Vendor: 37150 - HOME DEPOT CREDIT CARD SERVICE						
Outstanding						
HOME DEPOT CREDIT CARD S	0022479	10/05/2022	PAINT SUPPLIES TO PAINT SH	01-12-00-530668	394.03	
HOME DEPOT CREDIT CARD S	4022037	10/04/2022	BLINDS FOR KYLE'S OFFICE	01-12-00-550153	21.98	
					Outstanding Total:	416.01
					Vendor 37150 - HOME DEPOT CREDIT CARD SERVICE Total:	416.01
Vendor: 37450 - HOT SHOTS SPORTS						
Outstanding						
HOT SHOTS SPORTS	2623	10/05/2022	SUMMER II 2022 CLASSES & C	02-63-20-502094	14,454.23	
					Outstanding Total:	14,454.23
					Vendor 37450 - HOT SHOTS SPORTS Total:	14,454.23
Vendor: 10142 - IAN BOOKER						
Outstanding						
IAN BOOKER	INV0028429	10/05/2022	SEPTEMBER 2022 MILEAGE	02-11-00-570677	153.25	
					Outstanding Total:	153.25
					Vendor 10142 - IAN BOOKER Total:	153.25
Vendor: 41770 - IL ASSN OF PARK DISTRICTS						
Outstanding						
IL ASSN OF PARK DISTRICTS	9122022	10/14/2022	BOARD SELF EVALUATION SES	01-11-00-570676	411.00	
IL ASSN OF PARK DISTRICTS	9122022	10/14/2022	BOARD SELF EVALUATION SES	02-11-00-570676	411.00	
					Outstanding Total:	822.00
					Vendor 41770 - IL ASSN OF PARK DISTRICTS Total:	822.00
Vendor: 41200 - IL ASSN. OF CHIEFS OF POLICE						
Outstanding						
IL ASSN. OF CHIEFS OF POLICE	11285	10/06/2022	1 YR MEMBERSHIP GALVECIU	01-14-00-550603	95.00	
IL ASSN. OF CHIEFS OF POLICE	11415	10/06/2022	1 YEAR MEMBERSHIP FEE	01-14-00-550603	130.00	
					Outstanding Total:	225.00
					Vendor 41200 - IL ASSN. OF CHIEFS OF POLICE Total:	225.00
Vendor: 41781 - ILLINOIS DEPT OF REVENUE						
Paid						
ILLINOIS DEPT OF REVENUE	INV0028464	10/14/2022	IL PR TAXES	01-290003	8,367.71	
					Paid Total:	8,367.71
					Vendor 41781 - ILLINOIS DEPT OF REVENUE Total:	8,367.71
Vendor: 41783 - ILLINOIS MUNICIPAL RETIREMENT FUND						
Outstanding						
ILLINOIS MUNICIPAL RETIREM	INV0028444	10/14/2022	Deferred IMRF	01-290003	4,159.44	
ILLINOIS MUNICIPAL RETIREM	INV0028445	10/14/2022	Deferred IMRF	01-290003	2,271.02	
ILLINOIS MUNICIPAL RETIREM	INV0028459	10/14/2022	Vol. IMRF Contr.	01-290003	3,297.11	
ILLINOIS MUNICIPAL RETIREM	INV0028460	10/14/2022	Vol. IMRF Contr.	01-290003	1,094.76	
					Outstanding Total:	10,822.33
					Vendor 41783 - ILLINOIS MUNICIPAL RETIREMENT FUND Total:	10,822.33
Vendor: 41950 - ILLINOIS SHOTOKAN KARATE						
Outstanding						
ILLINOIS SHOTOKAN KARATE	951	10/05/2022	SUMMER 2022 SHOTOKAN KA	02-64-00-502282	3,862.25	
					Outstanding Total:	3,862.25
					Vendor 41950 - ILLINOIS SHOTOKAN KARATE Total:	3,862.25
Vendor: 42348 - INTEGRA BUSINESS SYSTEMS INC						
Outstanding						
INTEGRA BUSINESS SYSTEMS I	INV105281	10/04/2022	FRONT DESK KYOCERA PRINTE	01-11-00-520215	55.69	

Expense Approval Report

Post Dates: 10/1/2022 - 10/31/2022

Vendor Name	Payable Number	Post Date	Description (Item)	Account Number	Amount
INTEGRA BUSINESS SYSTEMS I	INV105281	10/04/2022	FRONT DESK KYOCERA PRINTE	02-11-00-520215	55.69
INTEGRA BUSINESS SYSTEMS I	INV105282	10/04/2022	OKI PRINTER MAINT AGRMT	01-11-00-520215	24.02
INTEGRA BUSINESS SYSTEMS I	INV105282	10/04/2022	OKI PRINTER MAINT AGRMT	02-11-00-520215	24.02
INTEGRA BUSINESS SYSTEMS I	INV105283	10/04/2022	ADMIN PRINT JH OFFICE MAI	01-11-00-520215	14.85
INTEGRA BUSINESS SYSTEMS I	INV105283	10/04/2022	ADMIN PRINT JH OFFICE MAI	02-11-00-520215	14.85
INTEGRA BUSINESS SYSTEMS I	INV105284	10/04/2022	ADMIN KYOCERA COPIERS M	01-11-00-520215	147.07
INTEGRA BUSINESS SYSTEMS I	INV105284	10/04/2022	ADMIN KYOCERA COPIERS M	02-11-00-520215	147.06
INTEGRA BUSINESS SYSTEMS I	INV105284	10/04/2022	ADMIN KYOCERA COPIERS M	20-11-00-520215	98.00
INTEGRA BUSINESS SYSTEMS I	INV105410	10/05/2022	PRINTER/COPIER - SHOP OFFI	01-12-00-530553	90.34
INTEGRA BUSINESS SYSTEMS I	INV105411	10/06/2022	COPIER/PRINTER - POLICE	01-14-00-530553	78.90
Outstanding Total:					750.49
Vendor 42348 - INTEGRA BUSINESS SYSTEMS INC Total:					750.49

Vendor: 39050 - INTERNAL REVENUE SERVICE

Paid

INTERNAL REVENUE SERVICE	INV0028463	10/14/2022	FEDERAL PR TAXES	01-290003	13,793.26
INTERNAL REVENUE SERVICE	INV0028463	10/14/2022	MEDICARE	01-290003	5,296.02
INTERNAL REVENUE SERVICE	INV0028463	10/14/2022	SOCIAL SECURITY	01-290003	22,645.00
Paid Total:					41,734.28
Vendor 39050 - INTERNAL REVENUE SERVICE Total:					41,734.28

Vendor: 48570 - JUSTIN KELLY

Outstanding

JUSTIN KELLY	INV0028440	10/12/2022	SEPTEMBER 2022 MILAGE REI	02-11-00-570677	95.00
Outstanding Total:					95.00
Vendor 48570 - JUSTIN KELLY Total:					95.00

Vendor: 10700 - KARI BRUMMITT

Outstanding

KARI BRUMMITT	INV0028427	10/05/2022	SEPTEMBER 2022 MILEAGE	02-63-00-502187	75.00
Outstanding Total:					75.00
Vendor 10700 - KARI BRUMMITT Total:					75.00

Vendor: 20100 - KIM DUNN

Outstanding

KIM DUNN	INV0028441	10/12/2022	SEPTEMBER 2022 MILEAGE R	01-11-00-570677	4.50
Outstanding Total:					4.50
Vendor 20100 - KIM DUNN Total:					4.50

Vendor: 73650 - KURT RECKAMP

Outstanding

KURT RECKAMP	INV0028430	10/05/2022	SEPTEMBER 2022 MILEAGE	01-11-00-570677	128.13
Outstanding Total:					128.13
Vendor 73650 - KURT RECKAMP Total:					128.13

Vendor: 51400 - LAUTERBACH & AMEN LLP

Outstanding

LAUTERBACH & AMEN LLP	69604	10/14/2022	2021-22 GASB 74/75 ACTUARI	06-11-00-520111	900.00
Outstanding Total:					900.00
Vendor 51400 - LAUTERBACH & AMEN LLP Total:					900.00

Vendor: 54620 - MARKET ACCESS CORP

Outstanding

MARKET ACCESS CORP	7346	10/14/2022	EVENT INSURANCE SEPT 2022	01-11-00-520355	805.00
Outstanding Total:					805.00
Vendor 54620 - MARKET ACCESS CORP Total:					805.00

Vendor: 11910 - MARTIN S METREGER

Outstanding

MARTIN S METREGER	INV0028442	10/12/2022	DJ FLANNEL FEST 2022	02-66-00-502128	600.00
Outstanding Total:					600.00
Vendor 11910 - MARTIN S METREGER Total:					600.00

Expense Approval Report

Post Dates: 10/1/2022 - 10/31/2022

Vendor Name	Payable Number	Post Date	Description (Item)	Account Number	Amount
Vendor: 56625 - MENARDS					
Outstanding					
MENARDS	76103	10/05/2022	MATERIAL FOR SPONGE CHE	01-12-00-530227	38.78
MENARDS	76107	10/06/2022	GARAGE PAINT PROJECT	01-12-00-550153	120.45
Outstanding Total:					159.23
Vendor 56625 - MENARDS Total:					159.23
Vendor: 56778 - METROPOLITAN LIFE INSURANCE COMPANY					
Outstanding					
METROPOLITAN LIFE INSURA	INV0028451	10/14/2022	MetLaw	01-290003	137.50
Outstanding Total:					137.50
Vendor 56778 - METROPOLITAN LIFE INSURANCE COMPANY Total:					137.50
Vendor: 57335 - MINUTEMAN PRESS					
Outstanding					
MINUTEMAN PRESS	98048	10/03/2022	FLANNEL FEST SIGNAGE	02-66-00-503128	593.00
Outstanding Total:					593.00
Vendor 57335 - MINUTEMAN PRESS Total:					593.00
Vendor: 38875 - MISSIONSQUARE RETIREMENT/ICMA/VANTAGEPOINT AGENT 302357					
Paid					
MISSIONSQUARE RETIREMEN	INV0028461	10/14/2022	Deferred Savings	01-290003	101.99
MISSIONSQUARE RETIREMEN	INV0028461	10/14/2022	Deferred Savings	01-290003	590.00
MISSIONSQUARE RETIREMEN	INV0028461	10/14/2022	ICMA Loan	01-290003	53.16
Paid Total:					745.15
Vendor 38875 - MISSIONSQUARE RETIREMENT/ICMA/VANTAGEPOINT AGENT 302357 Total:					745.15
Vendor: 57850 - MORRIS G MARINO					
Outstanding					
MORRIS G MARINO	561	10/01/2022	NITTL ANNUAL LEAGUE ADMI	20-11-00-530564	530.85
Outstanding Total:					530.85
Vendor 57850 - MORRIS G MARINO Total:					530.85
Vendor: 59238 - MUTUAL OF OMAHA INSURANCE COMPANY					
Outstanding					
MUTUAL OF OMAHA INSURA	INV0028450	10/14/2022	Vision - After Tax	01-290003	9.70
MUTUAL OF OMAHA INSURA	INV0028452	10/14/2022	Vision - Pre-tax	01-290003	166.15
MUTUAL OF OMAHA INSURA	INV0028456	10/14/2022	Voluntary Life Insurance	01-290003	544.02
Outstanding Total:					719.87
Vendor 59238 - MUTUAL OF OMAHA INSURANCE COMPANY Total:					719.87
Vendor: 70020 - PETS MART #0477					
Outstanding					
PETS MART #0477	1360	10/03/2022	ANIMAL SUPPLIES	08-11-00-530700	9.36
PETS MART #0477	6916	10/03/2022	ANIMAL SUPPLIES	08-11-00-530700	15.00
PETS MART #0477	7073	10/03/2022	ANIMAL SUPPLIES	08-11-00-530700	40.65
Outstanding Total:					65.01
Vendor 70020 - PETS MART #0477 Total:					65.01
Vendor: 70030 - PETTY CASH					
Paid					
PETTY CASH	INV0028401	10/03/2022	EQUIPEXPO PER DIEM - ED BO	01-12-00-520225	192.00
PETTY CASH	INV0028402	10/03/2022	EQUIPEXPO PER DIEM - KYLE	01-12-00-520225	192.00
Paid Total:					384.00
Vendor 70030 - PETTY CASH Total:					384.00
Vendor: 71040 - PLAYPOWER LT FARMINGTON, INC					
Outstanding					
PLAYPOWER LT FARMINGTON,	1400260587	10/04/2022	Playground equipment for Ka	01-13-00-570029	21,001.10
PLAYPOWER LT FARMINGTON,	1400261687	10/04/2022	Playground equipment for Ka	01-13-00-570029	28,998.90
Outstanding Total:					50,000.00
Vendor 71040 - PLAYPOWER LT FARMINGTON, INC Total:					50,000.00

Expense Approval Report

Post Dates: 10/1/2022 - 10/31/2022

Vendor Name	Payable Number	Post Date	Description (Item)	Account Number	Amount
Vendor: 72000 - PRO-TUFF DECALS INC					
Outstanding					
PRO-TUFF DECALS INC	022017098	10/11/2022	ET AIDE BANNER	02-11-00-530395	60.00
PRO-TUFF DECALS INC	022017703	10/11/2022	FLANNEL FEST EMBROIDERY	02-66-00-503128	252.00
Outstanding Total:					312.00
Vendor 72000 - PRO-TUFF DECALS INC Total:					312.00
Vendor: 73639 - REACT COMPUTER SERVICES					
Outstanding					
REACT COMPUTER SERVICES	26362	10/04/2022	IT SERVICES	01-11-00-520265	508.00
REACT COMPUTER SERVICES	26362	10/04/2022	IT SERVICES	02-11-00-520265	508.00
REACT COMPUTER SERVICES	26363	10/04/2022	IT SERVICES	01-11-00-520265	1,050.00
REACT COMPUTER SERVICES	26363	10/04/2022	IT SERVICES	02-11-00-520265	1,050.00
Outstanding Total:					3,116.00
Vendor 73639 - REACT COMPUTER SERVICES Total:					3,116.00
Vendor: 76964 - SAM'S CLUB DIRECT					
Outstanding					
SAM'S CLUB DIRECT	4391	10/05/2022	ET SUPPLIES	02-63-00-503220	328.22
SAM'S CLUB DIRECT	4469	10/05/2022	ET SUPPLIES	02-63-00-503220	169.23
SAM'S CLUB DIRECT	4768	10/03/2022	FOOD - BONCOSKY	12-11-04-530003	69.90
SAM'S CLUB DIRECT	5852	10/05/2022	ET SUPPLIES	02-63-00-503220	350.12
SAM'S CLUB DIRECT	8434	10/05/2022	UMPIRE WATER & BEER GARD	02-68-00-503363	9.36
SAM'S CLUB DIRECT	8434	10/05/2022	UMPIRE WATER & BEER GARD	12-11-04-530020	12.48
SAM'S CLUB DIRECT	8562-1	10/05/2022	ET SUPPLIES	02-63-00-503220	182.49
SAM'S CLUB DIRECT	INV0028432	10/05/2022	ET SUPPLIES	02-63-00-503220	50.20
Outstanding Total:					1,172.00
Vendor 76964 - SAM'S CLUB DIRECT Total:					1,172.00
Vendor: 77940 - SECOND CHANCE CARDIAC SOLUTION					
Outstanding					
SECOND CHANCE CARDIAC SO	22-010-1743	10/12/2022	PEDIATRIC AED PADS	01-11-00-530318	847.50
SECOND CHANCE CARDIAC SO	22-010-1743	10/12/2022	PEDIATRIC AED PADS	02-11-00-530318	847.50
Outstanding Total:					1,695.00
Vendor 77940 - SECOND CHANCE CARDIAC SOLUTION Total:					1,695.00
Vendor: 78200 - SHAW SUBURBAN MEDIA					
Outstanding					
SHAW SUBURBAN MEDIA	0922102674	10/04/2022	PRINT ADS POTATO, FLANNEL,	02-11-00-530365	436.00
SHAW SUBURBAN MEDIA	2015515	10/04/2022	LIPPOLD/INDIAN PRAIRIE BID	01-11-00-530366	140.12
SHAW SUBURBAN MEDIA	2015521	10/04/2022	EPOXY MAINTENANCE BID AD	01-11-00-530366	137.44
Outstanding Total:					713.56
Vendor 78200 - SHAW SUBURBAN MEDIA Total:					713.56
Vendor: 78540 - SHERMAN MECHANICAL, INC					
Outstanding					
SHERMAN MECHANICAL, INC	W43438	10/05/2022	REPLACE DAMPER MOTOR - N	01-12-00-520160	1,145.91
Outstanding Total:					1,145.91
Vendor 78540 - SHERMAN MECHANICAL, INC Total:					1,145.91
Vendor: 81117 - STATE DISBURSEMENT UNIT					
Paid					
STATE DISBURSEMENT UNIT	INV0028462	10/14/2022	CHILD SUPPORT	01-290003	185.73
Paid Total:					185.73
Vendor 81117 - STATE DISBURSEMENT UNIT Total:					185.73
Vendor: 94510 - SUE WILLIS					
Outstanding					
SUE WILLIS	INV0028431	10/05/2022	SEPTEMBER 2022 MILEAGE	02-63-00-502187	10.63
Outstanding Total:					10.63
Vendor 94510 - SUE WILLIS Total:					10.63

Expense Approval Report

Post Dates: 10/1/2022 - 10/31/2022

Vendor Name	Payable Number	Post Date	Description (Item)	Account Number	Amount
Vendor: 83050 - SYSCO CHICAGO, INC					
Outstanding					
SYSCO CHICAGO, INC	524841956	10/03/2022	FOOD, CANDY - BONCOSKY	12-11-04-530003	674.60
SYSCO CHICAGO, INC	524841956	10/03/2022	FOOD, CANDY - BONCOSKY	12-11-04-530005	55.22
Outstanding Total:					729.82
Vendor 83050 - SYSCO CHICAGO, INC Total:					729.82
Vendor: 33050 - THE GUARDIAN LIFE INSURANCE COMPANY OF AMERICA					
Paid					
THE GUARDIAN LIFE INSURAN	INV0028433	10/05/2022	SEPT 2022 DENTAL CLAIMS PR	01-11-00-540507	485.92
THE GUARDIAN LIFE INSURAN	INV0028433	10/05/2022	SEPT 2022 DENTAL CLAIMS PR	02-11-00-540507	485.92
Paid Total:					971.84
Vendor 33050 - THE GUARDIAN LIFE INSURANCE COMPANY OF AMERICA Total:					971.84
Vendor: 78700 - THE SHERWIN-WILLIAMS CO					
Outstanding					
THE SHERWIN-WILLIAMS CO	0065-3	10/07/2022	PAINT FOR SHOP	01-12-00-530668	363.69
Outstanding Total:					363.69
Vendor 78700 - THE SHERWIN-WILLIAMS CO Total:					363.69
Vendor: 84565 - THOMAS LANDT					
Outstanding					
THOMAS LANDT	INV0028437	10/06/2022	LGI CLASS REIMBURSEMENT 2	11-11-00-440021	250.00
Outstanding Total:					250.00
Vendor 84565 - THOMAS LANDT Total:					250.00
Vendor: 84875 - TODAY'S UNIFORM INC					
Outstanding					
TODAY'S UNIFORM INC	224751	10/06/2022	UNIFORM APPAREL FOR IRIZA	01-14-00-550602	69.95
Outstanding Total:					69.95
Vendor 84875 - TODAY'S UNIFORM INC Total:					69.95
Vendor: 85300 - TRINITY ACADEMY OF GYM LLC					
Outstanding					
TRINITY ACADEMY OF GYM LL	INV0028436	10/06/2022	SUMMER 2022 CLASSES & PA	02-63-00-502245	6,732.60
Outstanding Total:					6,732.60
Vendor 85300 - TRINITY ACADEMY OF GYM LLC Total:					6,732.60
Vendor: 85600 - TYLER TECHNOLOGIES INC					
Outstanding					
TYLER TECHNOLOGIES INC	025-392641	10/14/2022	INCODE APPLICANT TRACKIN	01-11-00-520213	1,300.00
TYLER TECHNOLOGIES INC	025-392641	10/14/2022	INCODE APPLICANT TRACKIN	02-11-00-520213	1,300.00
Outstanding Total:					2,600.00
Vendor 85600 - TYLER TECHNOLOGIES INC Total:					2,600.00
Vendor: 86020 - ULTRA STROBE COMMUNICATIONS INC					
Outstanding					
ULTRA STROBE COMMUNICAT	081137	10/04/2022	REMOVAL OF EQUIPMENT FR	01-12-00-520673	325.00
Outstanding Total:					325.00
Vendor 86020 - ULTRA STROBE COMMUNICATIONS INC Total:					325.00
Vendor: 87500 - UNIQUE PRODUCTS					
Outstanding					
UNIQUE PRODUCTS	438057	10/05/2022	SCRUBBER REPAIR	01-12-00-520673	95.45
UNIQUE PRODUCTS	438817	10/04/2022	TOILET PAPER	01-12-00-530353	54.42
UNIQUE PRODUCTS	438817	10/04/2022	TOILET PAPER	02-11-00-530353	124.09
UNIQUE PRODUCTS	438817	10/04/2022	TOILET PAPER	02-63-00-503133	10.88
UNIQUE PRODUCTS	438817	10/04/2022	TOILET PAPER	02-63-00-503220	10.88
UNIQUE PRODUCTS	438817	10/04/2022	TOILET PAPER	02-68-00-530353	6.53
UNIQUE PRODUCTS	438817	10/04/2022	TOILET PAPER	08-11-00-530353	10.88
UNIQUE PRODUCTS	439059	10/07/2022	FLOOR CLEANER,SANITARY BA	01-12-00-530353	76.95
UNIQUE PRODUCTS	439059	10/07/2022	FLOOR CLEANER,SANITARY BA	02-11-00-530353	175.45
UNIQUE PRODUCTS	439059	10/07/2022	FLOOR CLEANER,SANITARY BA	02-63-00-503133	15.39

Expense Approval Report

Post Dates: 10/1/2022 - 10/31/2022

Vendor Name	Payable Number	Post Date	Description (Item)	Account Number	Amount
UNIQUE PRODUCTS	439059	10/07/2022	FLOOR CLEANER,SANITARY BA	02-63-00-503220	15.39
UNIQUE PRODUCTS	439059	10/07/2022	FLOOR CLEANER,SANITARY BA	02-68-00-530353	9.23
UNIQUE PRODUCTS	439059	10/07/2022	FLOOR CLEANER,SANITARY BA	08-11-00-530353	15.39
Outstanding Total:					620.93
Vendor 87500 - UNIQUE PRODUCTS Total:					620.93

Vendor: 87900 - UNITED HEALTHCARE - DULUTH

Outstanding

UNITED HEALTHCARE - DULUT	INV0028449	10/14/2022	Group Health - After Tax	01-290003	268.46
UNITED HEALTHCARE - DULUT	INV0028454	10/14/2022	Dental - After Tax	01-290003	27.06
UNITED HEALTHCARE - DULUT	INV0028455	10/14/2022	Dental - Pre-tax	01-290003	477.08
UNITED HEALTHCARE - DULUT	INV0028458	10/14/2022	Group Health - Pre-tax	01-290003	6,546.11
Outstanding Total:					7,318.71
Vendor 87900 - UNITED HEALTHCARE - DULUTH Total:					7,318.71

Vendor: 16415 - USW HOLDING COMPANY LLC

Outstanding

USW HOLDING COMPANY LLC	0137064	10/04/2022	WATER - GO	01-12-00-520164	132.75
USW HOLDING COMPANY LLC	0137095	10/04/2022	WATER - BONCOSKY	01-12-00-520151	37.00
Outstanding Total:					169.75
Vendor 16415 - USW HOLDING COMPANY LLC Total:					169.75

Vendor: 91710 - WALMART COMMUNITY

Outstanding

WALMART COMMUNITY	00702-1	10/05/2022	ET SUPPLIES	02-63-00-503220	207.32
WALMART COMMUNITY	06104	10/04/2022	STAFF APPRECIATION LUNCH	01-11-00-510450	75.00
WALMART COMMUNITY	06104	10/04/2022	STAFF APPRECIATION LUNCH	02-11-00-510450	75.00
WALMART COMMUNITY	06902	10/05/2022	ET SUPPLIES	02-63-00-503220	20.16
WALMART COMMUNITY	07674-1	10/03/2022	FOOD - BONCOSKY	12-11-04-530003	7.96
WALMART COMMUNITY	08073	10/05/2022	ET SUPPLIES	02-63-00-503220	328.87
WALMART COMMUNITY	08074	10/05/2022	SUPPLIES FOR KYLES OFFICE	01-12-00-550153	173.81
WALMART COMMUNITY	08912	10/03/2022	FOOD - BONCOSKY	12-11-04-530003	69.68
Outstanding Total:					957.80
Vendor 91710 - WALMART COMMUNITY Total:					957.80

Vendor: 92050 - WAREHOUSE DIRECT INC

Outstanding

WAREHOUSE DIRECT INC	5340838-0	10/04/2022	TOILET PAPER	01-12-00-530353	36.99
WAREHOUSE DIRECT INC	5340838-0	10/04/2022	TOILET PAPER	02-11-00-530353	84.34
WAREHOUSE DIRECT INC	5340838-0	10/04/2022	TOILET PAPER	02-63-00-503133	7.40
WAREHOUSE DIRECT INC	5340838-0	10/04/2022	TOILET PAPER	02-63-00-503220	7.40
WAREHOUSE DIRECT INC	5340838-0	10/04/2022	TOILET PAPER	02-68-00-530353	4.43
WAREHOUSE DIRECT INC	5340838-0	10/04/2022	TOILET PAPER	08-11-00-530353	7.40
WAREHOUSE DIRECT INC	5343889-0	10/06/2022	MOP HEADS, CITRUS CLEAN	01-12-00-530353	59.42
WAREHOUSE DIRECT INC	5343889-0	10/06/2022	MOP HEADS, CITRUS CLEAN	02-11-00-530353	135.50
WAREHOUSE DIRECT INC	5343889-0	10/06/2022	MOP HEADS, CITRUS CLEAN	02-63-00-503133	11.88
WAREHOUSE DIRECT INC	5343889-0	10/06/2022	MOP HEADS, CITRUS CLEAN	02-63-00-503220	11.88
WAREHOUSE DIRECT INC	5343889-0	10/06/2022	MOP HEADS, CITRUS CLEAN	02-68-00-530353	7.13
WAREHOUSE DIRECT INC	5343889-0	10/06/2022	MOP HEADS, CITRUS CLEAN	08-11-00-530353	11.88
Outstanding Total:					385.65
Vendor 92050 - WAREHOUSE DIRECT INC Total:					385.65

Vendor: 95050 - WM HORN STRUCTURAL STEEL CO

Outstanding

WM HORN STRUCTURAL STEE	96268B	10/07/2022	REMOVE TABS FROM GREEN	01-12-00-550571	200.00
Outstanding Total:					200.00
Vendor 95050 - WM HORN STRUCTURAL STEEL CO Total:					200.00

Grand Total: 979,261.82

Report Summary

Fund Summary

Fund	Expense Amount	Payment Amount
01 - CORPORATE	251,241.56	52,664.29
02 - RECREATION	48,150.53	485.92
06 - AUDIT	900.00	0.00
07 - SPECIAL RECREATION	144,662.40	0.00
08 - NATURAL HISTORY	287.11	0.00
11 - AQUATIC	250.00	0.00
12 - FOOD SERVICE	2,039.36	572.60
16 - CAPITAL PROJECTS	529,233.93	0.00
19 - DRIVING RANGE	1,480.58	0.00
20 - RACKET CLUB	1,016.35	0.00
Grand Total:	979,261.82	53,722.81

Account Summary

Account Number	Account Name	Expense Amount	Payment Amount
01-11-00-510450	AWARDS	75.00	0.00
01-11-00-520206	ELECTRICITY	398.98	0.00
01-11-00-520208	WATER/SEWER	5,798.78	0.00
01-11-00-520212	PROFESSIONAL SERVICE	5,543.00	0.00
01-11-00-520213	COMPUTER/SOFTWARE	3,100.00	0.00
01-11-00-520215	MAINTENANCE AGREEM	241.63	0.00
01-11-00-520220	LEGAL FEES	2,393.54	0.00
01-11-00-520228	PROSECUTION	1,402.50	0.00
01-11-00-520265	IT SERVICE	1,558.00	0.00
01-11-00-520355	SPECIAL EVENT INSURA	805.00	0.00
01-11-00-530318	SAFETY EQUIPMENT	847.50	0.00
01-11-00-530366	LEGAL ADS	277.56	0.00
01-11-00-540507	INSURANCE/HEALTH	485.92	485.92
01-11-00-570676	MEETINGS/CONFERENC	411.00	0.00
01-11-00-570677	TRAVELING EXPENSE	468.27	0.00
01-12-00-520151	BUILDING/BONCOSKY	37.00	0.00
01-12-00-520156	BUILDINGS/FARM	83.35	0.00
01-12-00-520159	BUILDING/ADMINISTRAT	583.35	0.00
01-12-00-520160	BUILDING/ROTARY	5,555.26	0.00
01-12-00-520164	BUILDING/GRAND OAKS	132.75	0.00
01-12-00-520219	CONTRACTUAL MOWIN	5,320.00	0.00
01-12-00-520224	EQUIPMENT RENTAL	80.00	0.00
01-12-00-520225	EDUCATION/SEMINARS	384.00	384.00
01-12-00-520673	EQUIPMENT REPAIRS	7,458.01	0.00
01-12-00-520691	TRUCK REPAIRS	943.30	0.00
01-12-00-520692	AUTO REPAIRS	48.70	0.00
01-12-00-520694	TRAFFIC SIGNAL MAINT.	539.01	0.00
01-12-00-530227	EXPENDABLE TOOL & SH	135.90	0.00
01-12-00-530228	MECHANIC TOOLS/SUPP	373.41	0.00
01-12-00-530318	SAFETY EQUIPMENT	194.21	0.00
01-12-00-530335	STATE INSPECTION & LIC	250.00	0.00
01-12-00-530353	CUSTODIAL SUPPLIES	227.78	0.00
01-12-00-530553	OFFICE SUPPLIES	90.34	0.00
01-12-00-530668	PAINT SUPPLIES	757.72	0.00
01-12-00-550152	BUILDING/MAIN BEACH	36.02	0.00
01-12-00-550153	BUILDING/GARAGE	316.24	0.00
01-12-00-550155	BUILDING/V.A.	69.98	0.00
01-12-00-550170	BUILDING/LIPPOLD STO	11.77	0.00
01-12-00-550571	GROUNDS/LIPPOLD	200.00	0.00
01-13-00-570029	NEIGHBORHOOD PARK I	132,053.13	0.00
01-14-00-530553	OFFICE SUPPLIES	78.90	0.00
01-14-00-550602	UNIFORMS	69.95	0.00
01-14-00-550603	MEMBERSHIP & TRAINI	225.00	0.00

Account Summary

Account Number	Account Name	Expense Amount	Payment Amount
01-210710	REFUNDS	92.50	92.50
01-290003	PAYROLL DEDUCTION LI	71,087.30	51,701.87
02-11-00-510450	AWARDS	75.00	0.00
02-11-00-520206	ELECTRICITY	398.98	0.00
02-11-00-520208	WATER/SEWER	5,622.69	0.00
02-11-00-520213	COMPUTER/SOFTWARE	3,100.00	0.00
02-11-00-520215	MAINTENANCE AGREEM	241.62	0.00
02-11-00-520220	LEGAL FEES	797.84	0.00
02-11-00-520265	IT SERVICE	1,558.00	0.00
02-11-00-530318	SAFETY EQUIPMENT	847.50	0.00
02-11-00-530353	CUSTODIAL SUPPLIES	519.38	0.00
02-11-00-530365	ADVERTISING	436.00	0.00
02-11-00-530395	PRINTING	60.00	0.00
02-11-00-540507	INSURANCE/HEALTH	485.92	485.92
02-11-00-570676	MEETINGS/CONFERENC	411.00	0.00
02-11-00-570677	TRAVELING EXPENSE	308.25	0.00
02-63-00-502133	EDUCATION/PRE-SCHOO	27.73	0.00
02-63-00-502187	E.T. CAMP CONTRACTUA	118.76	0.00
02-63-00-502245	GYMNASTICS CONTRACT	6,732.60	0.00
02-63-00-503133	EDUCATION/PRE-SCHOO	45.55	0.00
02-63-00-503220	EXTENDED TIME COMM	1,682.16	0.00
02-63-20-502094	YOUTH ATHLETICS CONT	14,454.23	0.00
02-63-20-502108	VOLLEYBALL CONTRACT	744.97	0.00
02-64-00-502282	SHOTOKAN CONTRACTU	3,862.25	0.00
02-65-00-502466	SENIOR TRIPS CONTRAC	1,181.12	0.00
02-66-00-502128	SEASONAL SPECIAL EVE	600.00	0.00
02-66-00-503128	SEASONAL SPECIAL EVE	845.00	0.00
02-68-00-503363	SOFTBALL/FALL LEAGUE	9.36	0.00
02-68-00-503400	DOG PARK COMMODITI	31.16	0.00
02-68-00-520206	ELECTRICITY	393.14	0.00
02-68-00-530353	CUSTODIAL SUPPLIES	27.32	0.00
02-68-00-550572	GROUNDS/BONCOSKY C	2,533.00	0.00
06-11-00-520111	AUDIT EXPENSE	900.00	0.00
07-11-00-570200	ADA COMPLIANCE PROJ	144,662.40	0.00
08-11-00-520208	WATER/SEWER	176.55	0.00
08-11-00-530353	CUSTODIAL SUPPLIES	45.55	0.00
08-11-00-530700	ANIMAL CARE/SUPPLIES	65.01	0.00
11-11-00-440021	REIMBURSEMENT	250.00	0.00
12-11-04-530003	PRODUCT-FOOD	1,017.19	0.00
12-11-04-530005	PRODUCT-CANDY	55.22	0.00
12-11-04-530015	PRODUCT-POP	381.87	0.00
12-11-04-530016	PRODUCT - BEER & ALC	572.60	572.60
12-11-04-530020	MISC. CONCESSION PRO	12.48	0.00
16-11-00-520212	PROFESSIONAL SERVICE	3,829.90	0.00
16-11-00-570022	PLAYGROUNDS	287,279.28	0.00
16-11-00-570031	MISC. CAPITAL PROJECTS	238,124.75	0.00
19-11-00-520208	WATER/SEWER	30.58	0.00
19-11-00-570120	FACILITY IMPROVEMENT	1,450.00	0.00
20-11-00-520215	MAINTENANCE AGREEM	98.00	0.00
20-11-00-530564	TEAM MATCHES	530.85	0.00
20-11-00-580591	TENNIS BALLS	387.50	0.00
	Grand Total:	979,261.82	53,722.81

Project Account Summary

Project Account Key	Expense Amount	Payment Amount
None	979,261.82	53,722.81
Grand Total:	979,261.82	53,722.81



Crystal Lake Park District, IL

Treasurers Report Summary

Date Range: 05/01/2022 - 09/30/2022

Fund	Beginning Cash Balance	Revenues	Expenses	Net Change Assets	Net Change Liabilities	Calculated Ending Balance	Actual Ending Balance	Calculated - Actual Ending
01 - CORPORATE	4,551,941.94	3,715,638.96	1,723,314.55	-2,662.22	73,414.04	6,473,514.53	6,473,514.53	0.00
02 - RECREATION	2,953,400.33	3,071,670.89	2,150,128.34	-26,789.36	183,690.77	3,718,041.47	3,718,041.47	0.00
03 - IMRF	361,494.07	378,921.10	160,836.58	0.00	-3,325.17	582,903.76	582,903.76	0.00
04 - LIABILITY	220,184.71	153,513.79	33,025.34	0.00	75,875.16	264,798.00	264,798.00	0.00
05 - BOND & INTEREST	194,479.15	1,035,522.18	47,975.00	0.00	0.00	1,182,026.33	1,182,026.33	0.00
06 - AUDIT	5,055.88	24,524.61	16,800.00	0.00	0.00	12,780.49	12,780.49	0.00
07 - SPECIAL RECREATION	391,698.84	661,810.03	416,944.61	0.00	2,571.00	633,993.26	633,993.26	0.00
08 - NATURAL HISTORY	196,095.93	285,913.62	142,136.28	85.00	410.70	339,377.57	339,377.57	0.00
09 - POLICE	324.50	0.00	0.00	0.00	0.00	324.50	324.50	0.00
11 - AQUATIC	-14,148.61	234,455.98	336,415.13	2,485.00	-5,078.31	-113,514.45	-113,514.45	0.00
12 - FOOD SERVICE	411,972.20	143,207.16	128,428.89	-4.00	4,943.76	421,810.71	421,810.71	0.00
15 - CAPITAL EQUIPMENT REPLACEMENT FUND	160,238.21	635.18	0.00	0.00	0.00	160,873.39	160,873.39	0.00
16 - CAPITAL PROJECTS	1,336,509.10	5,527.38	538,147.32	0.00	167,788.91	636,100.25	636,100.25	0.00
17 - PARK PLACE	0.00	0.00	0.00	0.00	0.00	0.00	0.00	0.00
19 - DRIVING RANGE	203,252.10	164,654.35	132,494.13	-77.50	2,382.64	233,107.18	233,107.18	0.00
20 - RACKET CLUB	267,331.74	477,336.01	471,679.27	19,291.04	-17,630.63	271,328.07	271,328.07	0.00
Report Total:	11,239,830.09	10,353,331.24	6,298,325.44	-7,672.04	485,042.87	14,817,465.06	14,817,465.06	0.00

ENV# CEBMXBKHBMBLJD_BBBBB
FIFTH THIRD SECURITIES, INC.
MD 1MOB2A
5050 KINGSLEY DRIVE
CINCINNATI, OH 45263



RECEIVED
OCT 11 2022

SP 02 006418 36058 H 27 ASNGLP
CRYSTAL LAKE PARK DISTRICT
A PARTNERSHIP
1 E CRYSTAL LAKE AVE
CRYSTAL LAKE IL 60014

STATEMENT FOR THE PERIOD SEPTEMBER 1, 2022 TO SEPTEMBER 30, 2022

CRYSTAL LAKE PARK DISTRICT - Partnership
Account Number: 06~~XXXX~~

For questions about your accounts:
In-State: 312 876 6630
National: 888 889 1025

TOTAL VALUE OF YOUR PORTFOLIO **\$655,042.33**

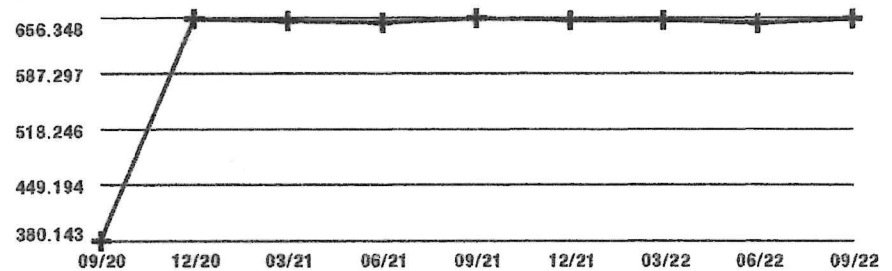
By the courtesy of:
Pellegrino & S Shah

FOR YOUR INFORMATION

Fifth Third Securities, Inc. Investments offered through Fifth Third Securities, Inc., member
FINRA/SIPC

CHANGE IN VALUE OF YOUR PORTFOLIO

\$ thousands



Change In Value Of Your Portfolio information can be found in Miscellaneous Footnotes at the end of this statement.

Account carried with National Financial Services LLC, Member
NYSE, SIPC

Fifth Third Securities, Inc.

MN _CEBMXBKHBMBLJD_BBBBB 20220930

Statement for the Period September 1, 2022 to September 30, 2022

CRYSTAL LAKE PARK DISTRICT - Partnership
 Account Number: 06XXXXXX



Account Overview

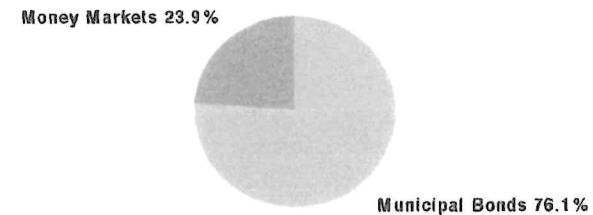
CHANGE IN ACCOUNT VALUE	Current Period	Year-to-Date
BEGINNING VALUE	\$653,597.59	\$653,424.89
Additions and Withdrawals	\$0.00	\$0.00
Misc. & Corporate Actions	\$0.00	\$0.00
Income	\$2,547.24	\$17,752.44
Taxes, Fees and Expenses	\$0.00	\$0.00
Change in Value	(\$1,102.50)	(\$16,135.00)
ENDING VALUE (AS OF 09/30/22)	\$655,042.33	\$655,042.33

Refer to Miscellaneous Footnotes for more information on Change in Value.

INCOME		
TAXABLE	Current Period	Year-to-Date
Taxable Dividends	\$272.24	\$702.44
Taxable Interest	\$2,275.00	\$4,550.00
TOTAL TAXABLE	\$2,547.24	\$5,252.44
NON-TAXABLE	Current Period	Year-to-Date
Muni Tax Exempt Interest	\$0.00	\$12,500.00
TOTAL NON-TAXABLE	\$0.00	\$12,500.00
TOTAL INCOME	\$2,547.24	\$17,752.44

Taxable income is determined based on information available to NES at the time the statement was prepared, and is subject to change. Final information on taxation of interest and dividends is available on Form 1099-Div, which is mailed in February of the subsequent year.

ACCOUNT ALLOCATION



	Percent	Prior Period	Current Period
Money Markets	23.9 %	\$153,767.59	\$156,314.83
Municipal Bonds	76.1	\$499,830.00	\$498,727.50
TOTAL	100.0 %	\$653,597.59	\$655,042.33

Account Allocation shows the percentage that each asset class represents of your total account value. Account Allocation for equities, fixed income, and other categories may include mutual funds and may be net of short positions. NES has made assumptions concerning how certain mutual funds are allocated. Closed-end mutual funds and Exchange Traded Products (ETPs) listed on an exchange may be included in the equity allocation. The chart may not reflect your actual portfolio allocation. Consult your broker/dealer prior to making investment decisions.

Statement for the Period September 1, 2022 to September 30, 2022

CRYSTAL LAKE PARK DISTRICT - Partnership
Account Number: 069XXXXX



Account Overview *continued*

MESSAGES AND ALERTS

Customers wishing to learn more about their investment professional can contact the FINRA BrokerCheck Hotline Number at 1-800-289-9999 or visit the FINRA Regulation website www.finra.org. Customers can also obtain an investor brochure that includes information describing the FINRA BrokerCheck program by contacting Brokerage Operations 1-888-889-1025.

Customers wishing to learn more about how an order is routed or executed should notify their investment professional in writing. Pursuant to SEC rules, customers can request details on the identity of the venue to which their orders were routed for execution. A written report will be furnished upon request. To learn more about how your order is routed online, please visit <https://www.53.com/investments>.

Please note that the FDIC insured deposit at Fifth Third Bank under the Fifth Third BD Program is not covered by SIPC. The FDIC insured deposit is eligible for FDIC insurance subject to FDIC coverage limits at the time funds are deposited at Fifth Third Bank. As referenced in the Fifth Third BD Program disclosure document, clients are responsible for monitoring their total assets at Fifth Third Bank to determine the extent of available FDIC coverage.

Fifth Third Securities reminds you to please promptly report any inaccuracies or discrepancies in your account to Brokerage Operations by calling 1-888-889-1025. Please reconfirm any oral communications in writing to your investment professional to further protect your rights under the Securities Investor Protection Act SIPA. Visit 53.com/FTSdisclosure to find important disclosures for retail investors, which includes information on the services our firm offers, fees, costs, and conflicts of interest.

Statement for the Period September 1, 2022 to September 30, 2022

CRYSTAL LAKE PARK DISTRICT - Partnership
Account Number: 069XXXXX



Holdings

NFS-provided cost basis, realized gain (loss) and holding period information may not reflect all adjustments necessary for tax purposes. Please refer to Footnotes and Cost Basis Information at the end of this statement for more information.

For additional information regarding your holdings, please refer to the footnotes at the end of the statement.

Client Investment - Reflects the amount from share purchases, transfers and conversions that have customer or third party provided cost basis. The amount does not reflect all account activity, including, but not limited to shares acquired via certain corporate actions, gifted/inherited, date of death step-up, or dividend reinvestments. The amount may fluctuate over time based on activity within the account due to buying, transferring or converting additional shares or selling all or part of a security. Transfers or conversions that do not have cost basis will not be reflected in the Client Investment amount. The reflected Client Investment amount does not represent your cost basis reported on IRS Form 1099-B, as it is a separate calculation.

CASH AND CASH EQUIVALENTS - 23.86% of Total Account Value

Description	Symbol/Cusip Account Type	Quantity	Price on 09/30/22	Current Market Value	Estimated Annual Income
Money Markets					
FEDERATED HERMES GOVT OBLIGATIONS IS 7 DAY YIELD 2.80% Dividend Option Cash Capital Gain Option Cash	GOIXX CASH	156,314.83	\$1.00	\$156,314.83	
Total Cash and Cash Equivalents				\$156,314.83	

HOLDINGS > FIXED INCOME - 76.14% of Total Account Value

For an explanation of fixed income pricing, please see the last page. Redemption schedule(s), bond rating(s), and other information are provided where available. If information does not appear regarding a particular investment, it is not available. The ratings on this statement are provided by Standard & Poor's and/or Moody's to rate the quality based on the respective rating agency's assessment. Ratings information from Standard & Poor's ("S&P") may not be reproduced. S&P credit ratings are statements of opinion and are not statements of fact or recommendations to purchase, hold, or sell securities, nor do they address the suitability of securities for investment purposes, and should not be relied on as investment advice. S&P does not guarantee the accuracy, completeness, timeliness or availability of any information, including ratings, and is not responsible for errors or omissions (negligent or otherwise). S&P gives no express or implied warranties, including but not limited to any warranties of merchantability or fitness for a particular purpose or use. S&P shall not be liable for any direct, indirect, incidental, exemplary, compensatory, punitive, special or consequential damages, costs, expenses, legal fees, or losses (including lost income or profits and opportunity costs) in connection with any use of ratings.

Description	Symbol/Cusip Account Type	Quantity	Estimated Price on 09/30/22	Estimated Current Market Value	Estimated Annual Income	Original/Adjusted Cost Basis	Unrealized Gain (Loss)
Municipal Bonds							
OAK PARK ILL GO CORP PURP REF BDS SER. 05.00000% 01/01/2023 2020 B UNLIMITED GEN OBLIG	671579N97 CASH	250,000	\$100.447	\$251,117.50	\$12,500.00	\$275,645.00	

Statement for the Period September 1, 2022 to September 30, 2022

CRYSTAL LAKE PARK DISTRICT - Partnership
Account Number: 069XXXXX**HOLDINGS > FIXED INCOME** *continued*

Description	Symbol/Cusip Account Type	Quantity	Estimated Price on 09/30/22	Estimated Current Market Value	Estimated Annual Income	Original/Adjusted Cost Basis	Unrealized Gain (Loss)
OAK PARK ILL GO CORP PURP REF BDS SER.	671579N97	<i>continued</i>					
MOODY'S Aa3 /S&P AA CPN PMT SEMI-ANNUAL ON JUL 01, JAN 01 Next Interest Payable: 01/01/23 Accrued Interest \$3125.00 Average Unit Cost \$101.16 Client Investment \$275,645.00 Adjusted Cost Basis \$252,901.33 D (\$1,783.83) YTD Amortized Premium \$11,574.94 E							
HOUSTON TEX TAXABLE PUB IMPT REF BDS	4423315S9	250,000	\$99.044	\$247,610.00	\$4,550.00	\$254,022.50	
01.82000% 03/01/2023 SER. 2019 B CASH LIMITED GEN OBLIG MOODY'S Aa3 /S&P AA CPN PMT SEMI-ANNUAL ON MAR 01, SEP 01 Next Interest Payable: 03/01/23 SUBJECT TO MAKE WHOLE CALL Accrued Interest \$379.17 Average Unit Cost \$100.55 Client Investment \$254,022.50 Adjusted Cost Basis \$251,370.50 D (\$3,760.50) YTD Amortized Premium \$2,377.89 E							
Total Municipal Bonds		500,000		\$498,727.50	\$17,050.00	\$504,271.83	(\$5,544.33)
Total Fixed Income		500,000		\$498,727.50	\$17,050.00	\$504,271.83	(\$5,544.33)
Total Fixed Income Client Investment	\$529,667.50						
Total Securities				\$498,727.50	\$17,050.00	\$504,271.83	(\$5,544.33)
TOTAL PORTFOLIO VALUE				\$655,042.33	\$17,050.00	\$504,271.83	(\$5,544.33)
TOTAL CLIENT INVESTMENT	\$529,667.50						

Fifth Third Securities, Inc.

Account carried with National Financial Services LLC, Member
NYSE, SIPC

MN _CEBMXBKHHBMBLJD_BBBBB 20220930

Page 5 of 10

Statement for the Period September 1, 2022 to September 30, 2022

CRYSTAL LAKE PARK DISTRICT - Partnership
 Account Number: 069XXXXX



Activity

NFS-provided cost basis, realized gain (loss) and holding period information may not reflect all adjustments necessary for tax purposes. Please refer to Footnotes and Cost Basis Information at the end of this statement for more information.

CORE FUND ACTIVITY

For more information about the operation of your core account, please refer to your Customer Agreement.

Settlement Date	Account Type	Transaction	Description	Quantity	Amount
09/01/22	CASH	YOU BOUGHT	FEDERATED HERMES GOVT OBLIGATIONS IS @ 1	2,547.24	(\$2,547.24)
TOTAL CORE FUND ACTIVITY					(\$2,547.24)

ACTIVITY > INCOME > TAXABLE INCOME

Settlement Date	Account Type	Transaction	Description	Quantity	Amount
Taxable Dividends					
08/31/22	CASH	DIVIDEND RECEIVED	FEDERATED HERMES GOVT OBLIGATIONS IS DIVIDEND RECEIVED		\$272.24
Total Taxable Dividends					\$272.24
Taxable Interest					
09/01/22	CASH	MUNI TAXABLE INT	HOUSTON TEX TAXABLE PUB IMPT REF BDS 01.82000% 03/01/2023 SER. 2019 B		\$2,275.00
Total Taxable Interest					\$2,275.00
Total Taxable Income					\$2,547.24

Statement for the Period September 1, 2022 to September 30, 2022

CRYSTAL LAKE PARK DISTRICT - Partnership
 Account Number: 069XXXXX



ACTIVITY *continued*

	Amount
TOTAL INCOME	\$2,547.24

Footnotes and Cost Basis Information

Amortization, accretion and similar adjustments to cost basis have been provided for many fixed income securities (and some bond-like equities), however, they are not provided for certain types, such as short-term instruments, Unit Investment Trusts, foreign fixed income securities, or those that are subject to early prepayment of principal (pay downs). Where current year premium or acquisition premium amortization is provided, the prior years' cumulative amortization is reflected in the adjusted cost basis, but we cannot provide a breakdown or the total of such prior amortization amounts.

NFS is required to report certain cost basis and related information to the IRS on the Form 1099-B. Your official 1099-B forms for certain transactions will reflect which lots have been sold for tax purposes. To apply a specific identification cost basis method to 1099-B reporting, appropriate instructions must be on file with NFS or be received by NFS before the trade has settled. Absent such instructions, NFS determines cost basis at the time of sale based on its default methods of average cost for open-end mutual funds and first-in, first-out (FIFO) for all other (including ETFs) unless your broker dealer has elected to use another default method. NFS applies FIFO (or other disposal method, if applicable) based on its records, which may be different from yours. For transactions that are not subject to 1099-B cost basis reporting, you should refer to your trade confirmations and other applicable records to determine which lots were considered sold for tax purposes.

While NFS must meet IRS requirements with respect to certain information required to be reported to the IRS, NFS-provided cost basis, realized gain and loss, and holding period information may not reflect all adjustments necessary for your tax reporting purposes. NFS makes no warranties with respect to and specifically disclaims any liability arising out of a customer's use of, or any tax position taken in reliance upon, such information.

For investments in partnerships, NFS does not make any adjustments to cost basis information as the calculation of basis in such investments requires supplemental information from the partnership on its income and distributions during the period you held your investment. Partnerships usually provide this additional information on a Form K-1 issued by April 15th of the following year.

Consult your tax advisor for further information.

D - Adjusted cost basis reflects any cumulative original issue discount, premium, or acquisition premium, and it assumes such amounts were amortized by the taxpayer over the life of the security from acquisition date through disposition date. For securities still held, maturity date was used instead of disposition date. Premium amortization was calculated using the yield-to-maturity method. Acquisition premium was calculated using the ratable accrual method. If applicable, adjusted cost basis reflects market discount accretion which was calculated using the straight-line method and was recognized at disposition date. Gain/loss displayed for this transaction was based on cost basis as adjusted for premium and discount as stated above and does not reflect any losses disallowed because of wash sales (if applicable). The adjusted cost basis may not reflect all adjustments necessary for tax reporting purposes and may also not apply if you are using an alternative amortization calculation method. Refer to IRS Publication 550, Investment Income and Expenses, for additional information. E - YTD amortized premium was calculated on the yield-to-maturity amortization method. Cumulative premium amortization from acquisition date through disposition date is reflected in the adjusted cost basis. For securities still held, maturity date was used instead of disposition date. For tax-exempt securities, amortization of premium is required and is not deductible from taxable income. For taxable bonds, a tax election may be required to amortize premium, and the current year's amortized premium may be deductible from taxable income. Our adjusted cost basis calculation may not reflect all adjustments necessary for tax reporting purposes. It may not be applicable if you have not made an appropriate tax election or if you are using an alternative amortization calculation method. Review prior adjustments that you have made, and consult your tax advisor and IRS Publication 550, Investment Income and Expenses, for additional information.

If a sale, redemption or other disposition involved multiple tax lots, the transaction's totals may have been calculated using a combination of adjusted and unadjusted cost basis information. For lots where adjusted cost basis and its associated gain/loss are known, that was used, otherwise "regular" unadjusted cost basis and its associated gain/loss was used.

Statement for the Period September 1, 2022 to September 30, 2022

CRYSTAL LAKE PARK DISTRICT - Partnership
Account Number: 069XXXXX



Miscellaneous Footnotes

CHANGE IN VALUE OF YOUR PORTFOLIO is the change in market value of your portfolio assets over the time period shown. The portfolio assets include the market value of all the securities in the account, plus insurance and annuity assets if applicable. The time frame of the graph is from account opening or September 2011, whichever is later, to the current period. Please note that large increases and/or declines in the change in the value of the portfolio can be due to additions, distribution and/or performance.

CHANGE IN VALUE reflects appreciation or depreciation of your holdings due to price changes plus any activity not reflected within Additions and Withdrawals, Misc. & Corporate Actions, Income, Taxes, Fees and Expenses, and Other Activity sections. Change in Value does not reflect activity related to assets in which NFS is not the custodian (e.g. Insurance and Annuities, Assets Held Away and Other Assets Held Away).

CALLABLE SECURITIES LOTTERY - When street name or bearer securities held for you are subject to a partial call or partial redemption by the issuer, NFS may or may not receive an allocation of called/redeemed securities by the issuer, transfer agent and/or depository. If NFS is allocated a portion of the called/redeemed securities, NFS utilizes an impartial lottery allocation system, in accordance with applicable rules, that randomly selects the securities within customer accounts that will be called/redeemed. NFS' allocations are not made on a pro rata basis and it is possible for you to receive a full or partial allocation, or no allocation. You have the right to withdraw uncalled fully paid securities at any time prior to the cutoff date and time established by the issuer, transfer agent and/or depository with respect to the partial call, and also to withdraw excess margin securities provided your account is not subject to restriction under Regulation T or such withdrawal will not cause an undermargined condition.

PRICING INFORMATION - Prices displayed are obtained from sources that may include pricing vendors, broker/dealers who clear through NFS and/or other sources. Prices may not reflect current fair market value and/or may not be readily marketable or redeemable at the prices shown.

FOREIGN EXCHANGE TRANSACTIONS - Some transaction types necessitate a foreign currency exchange (FX) in order to settle. FX transactions may be effected by Fidelity Forex, LLC. on a principal basis. Fidelity Forex, LLC., an affiliate of NFS, may impose a commission or markup on the prevailing interbank market price, which may result in a higher price to you. Fidelity Forex, LLC. may share a portion of any FX commission or markup with NFS. More favorable rates may be available through third parties not affiliated with NFS. The rate applicable to any transaction involving an FX is available upon request through your broker-dealer.

COST BASIS LEGISLATION - New IRS Rules will require National Financial Services to report cost basis and holding period information for the sale of shares of open end Mutual Fund holdings purchased on or after January 1, 2012 on Form 1099-B. National Financial Services determines the cost basis for all shares of open end mutual funds using a default method of average cost. Alternatively, account owners or their brokers and advisors can instruct National Financial Services to determine the cost basis for shares of open end mutual funds by 1) setting up their non-retirement accounts with one of our eleven tax lot disposal methods available to investors or 2) identifying specific tax lots to sell at the time of a transaction. Contact your broker or advisor to learn more about the cost basis tracking of your holdings.

GLOSSARY Short Account Balances - If you have sold securities under the short sale rule, we have, in accordance with regulations, segregated the proceeds from such transactions in your Short Account. Any market increases or decreases from the original sale price will be marked to the market and will be transferred to your Margin Account on a weekly basis. **Market Value** - The Total Market Value has been calculated out to 9 decimal places but the individual unit price is displayed in 5 decimal places. The Total Market Value represents prices obtained from various sources, may be impacted by the frequency in which such prices are reported and such prices are not guaranteed. Prices received from pricing vendors are generally based on current market quotes, but when such quotes are not available the pricing vendors use a variety of techniques to estimate value. These estimates, particularly for **fixed income securities**, may be based on certain minimum principal amounts (e.g. \$1 million) and may not reflect all of the factors that affect the value of the security, including liquidity risk. In certain situations, a price may be derived from a single broker quote. The prices provided are not firm bids or offers. Certain securities may reflect "N/A" or "unavailable" where the price for such security is generally not available from a pricing source. The Market Value of a security, including those

CUSTOMER SERVICE: Please review your statement and report any inaccuracy or discrepancy immediately by calling the telephone number of your broker-dealer reflected on the front of this statement. Reports of any inaccuracy or discrepancy regarding your brokerage account or the activity therein should be directed to your broker-dealer at the telephone number and address reflected on the front of this statement and National Financial Services LLC ("NFS").

NFS carries your brokerage account and acts as your custodian for funds and securities that are deposited with NFS by you or your broker-dealer. In addition to your initial contact with your broker-dealer you may contact NFS at (800) 801-9942. Any oral communications regarding inaccuracies or discrepancies should be reconfirmed in writing to protect your rights, including those under the Securities Investor Protection Act ("SIPA"). When contacting either your broker-dealer or NFS, remember to include your entire brokerage account number to ensure a prompt reply.

ADDITIONAL INFORMATION Free credit balances ("FCB") are funds payable to you on demand. FCB are subject to open commitments such as uncleared checks and exclude proceeds from sales of certificated securities without delivery of the certificate. If your FCB is swept to a core position, you can liquidate the core position and have the proceeds sent to you or held in your account subject to the terms of your account agreement. Required rule 10b-10(a) information not contained herein will be provided on written request. Fidelity may use this free credit balance in connection with its business, subject to applicable law.

Credit Adjustment Program. Accountholders receiving payments in lieu of qualified dividends may not be eligible to receive credit adjustments intended to help cover additional associated federal tax burdens. NFS reserves the right to deny the adjustment to any accountholder and to amend or terminate the credit adjustment program.

Options Customers. Each transaction confirmation previously delivered to you contains full information about commissions and other charges. If you require further information, please contact your broker-dealer. Assignments of American and European-style options are allocated among customer short positions pursuant to a random allocation procedure, a description of which is available upon request. Short positions in American-style options are liable for assignment at any time. The writer of a European-style option is subject to exercise assignment only during the exercise period. You should advise your broker-dealer promptly of any material change in your investment objectives or financial situation. **Splits, Dividends, and Interest.** Expected stock split, next dividend payable, and next interest payable information has been provided by third parties and may be subject to change. Information for certain securities may be missing if not received from third parties in time for printing. NFS is not responsible for inaccurate, incomplete, or missing information. Please consult your broker-dealer for more information about expected stock split, next dividend payable, and next interest payable for certain securities.

Equity Dividend Reinvestment Customers. Shares credited to your brokerage account resulted from transactions effected as agent by either: 1) Your broker-dealer for your investment account, or 2) through the Depository Trust Company (DTC) dividend reinvestment program. For broker-dealer effected transactions, the time of the transactions, the exchange upon which these transactions occurred and the name of the person from whom the security was purchased will be furnished upon written request. NFS may have acted as market maker in effecting trades in "over-the-counter" securities.

Retirement Contributions/Distributions. A summary of retirement contributions/distributions is displayed for you in the activity summary section of your statement. **Income Reporting.** NFS reports earnings from investments in Traditional IRAs, Rollover IRAs, SEP-IRAs and, Keoghs as tax-deferred income. Earnings from Roth IRAs are reported as tax-free income, since distributions may be tax-free after meeting the 5 year aging requirement and certain other conditions. **A financial statement** of NFS is available for your personal inspection at its office or a copy of it will be mailed to you upon your written request.

Statement Mailing. NFS will deliver statements by mail or, if applicable, notify you by e-mail of your statement's availability, if you had transactions that affected your cash balances or security positions held in your account(s) during the last monthly reporting period. At a minimum, all brokerage customers will receive quarterly statements (at least four times per calendar year) as long as their accounts contain a cash or securities balance.

Sales Loads and Fees. In connection with (i) access to, purchase or redemption of, and/or maintenance of positions in mutual funds and other investment products such as alternative investments or private placements ("funds") or (ii) infrastructure needed to support such funds, some funds, or their investment affiliates, pay your

priced at par value, may differ from its purchase price and may not closely reflect the value at which the security may be sold or purchased based on various market factors. Investment decisions should be made only after consulting your broker-dealer.

Estimated Annual Income (EAI) & Estimated Yield (EY) - EAI for fixed income is calculated using the coupon rate. For all other securities, EAI is calculated using an indicated annual dividend (IAD). The IAD is an estimate of a security's dividend payments for the next 12 months calculated based on prior and/or declared dividends for that security. EY reflects only the income generated by an investment and not changes in its price which may fluctuate. Interest and dividend rates are subject to change at any time and may be affected by current and future economic, political and business conditions. EAI and EY are estimates only and may include return of principal and/or capital gains, which would render them overstated. EAI and EY are provided for informational purposes only and should not be used or relied on for making investment, trading or tax decisions. EAI and EY are based on data obtained from information providers believed to be reliable, but no assurance can be made as to accuracy, timeliness or completeness.

introducing broker dealer and/or NFS sales loads and 12b-1 fees described in the Offering Materials as well as additional compensation for shareholder services, start-up fees, infrastructure support and maintenance, and marketing, engagement and analytics programs. Additional information about the source(s) and amount(s) of compensation as well as other remuneration received by FBS or NFS will be furnished to you upon written request. At time of purchase fund shares may be assigned a load, transaction fee or no transaction fee status. At time of sale, any fees applicable to your transaction will be assessed based on the status assigned to the shares at time of purchase. **Margin.** If you have applied for margin privileges and been approved, you may borrow money from NFS in exchange for pledging the assets in your account as collateral for any outstanding margin loan. The amount you may borrow is based on the value of securities in your margin account, which is identified on your statement. If you have a margin account, this is a combined statement of your margin account and special memorandum account other than your non-purpose margin accounts maintained for you under Section 220.5 of Regulation T issued by the Board of Governors of the Federal Reserve Board. The permanent record of the separate account, as required by Regulation T, is available for your inspection upon request. **NYSE and FINRA.** All transactions are subject to the constitution, rules, regulations, customs, usages, rulings and interpretations of the exchange market and its clearing house, if any, where the transactions are executed, and of the New York Stock Exchange (NYSE) and of the Financial Industry Regulatory Authority ("FINRA"). The FINRA requires that we notify you in writing of the availability of an investor brochure that includes information describing FINRA Regulation's BrokerCheck Program ("Program"). To obtain a brochure or more information about the Program or FINRA Regulation, contact the FINRA Regulation BrokerCheck Program Hotline at (800) 289-9999 or access the FINRA's web site at www.finra.org. **FINRA Rule 4311** requires that your broker-dealer and NFS allocate between them certain functions regarding the administration of your brokerage account. The following is a summary of the allocation services performed by your broker-dealer and NFS. A more complete description is available upon request. **Your broker-dealer is responsible for:** (1) obtaining and verifying brokerage account information and documentation, (2) opening, approving and monitoring your brokerage account, (3) transmitting timely and accurate orders and other instructions to NFS with respect to your brokerage account, (4) determining the suitability of investment recommendations and advice, (5) operating, and supervising your brokerage account and its own activities in compliance with applicable laws and regulations including compliance with margin rules pertaining to your margin account, if applicable, and (6) maintaining required books and records for the services that it performs. **NFS shall, at the direction of your broker-dealer:** (1) execute, clear and settle transactions processed through NFS by your broker-dealer, (2) prepare and send transaction confirmations and periodic statements of your brokerage account (unless your broker-dealer has undertaken to do so). Certain securities pricing and descriptive information may be provided by your broker-dealer or obtained from third parties deemed to be reliable, however, this information has not been verified by NFS, (3) act as custodian for funds and securities received by NFS on your behalf, (4) follow the instructions of your broker-dealer with respect to transactions and the receipt and delivery of funds and securities for your brokerage account, and (5) extend margin credit for purchasing or carrying securities on margin. Your broker-dealer is responsible for ensuring that your brokerage account is in compliance with federal, industry and NFS margin rules, and for advising you of margin requirements. NFS shall maintain the required books and records for the services it performs. **Securities in accounts carried by NFS** are protected in accordance with the Securities Investor Protection Corporation ("SIPC") up to \$500,000. The \$500,000 total amount of SIPC protection is inclusive of up to \$250,000 protection for claims for cash, subject to periodic adjustments for inflation in accordance with terms of the SIPC statute and approval by SIPC's Board of Directors. NFS also has arranged for coverage above these limits. Neither coverage protects against a decline in the market value of securities, nor does either coverage extend to certain securities that are considered ineligible for coverage. For more details on SIPC, or to request a SIPC brochure, visit www.sipc.org or call 1-202-371-8300. Funds used to purchase or sweep to a bank deposit are SIPC protected until deposited to a Program Bank at which time funds may be eligible for FDIC insurance. Assets Held Away, commodities, unregistered investment contracts, futures accounts, loaned securities and other investments may not be covered. Precious metals are not covered by SIPC protection. Mutual funds and/or other securities are not backed or guaranteed by any bank, nor are they insured by the FDIC and involve investment risk including possible loss of principal.

End of Statement

722239.9.0

Fifth Third Securities, Inc.

Account carried with National Financial Services LLC, Member
NYSE, SIPC

ML _CEBMXBKHBMBLJD_BBBBB 20220930



This page is left intentionally blank

CRYSTAL LAKE BANK

& TRUST COMPANY, N.A.®

A WINTRUST COMMUNITY BANK
9801 W. Higgins, Box 32, Rosemont, IL 60018



397 TWS600CL100122144605 01 00000000 8 003
CRYSTAL LAKE PARK DISTRICT
WAYNE HUMMER TR CO, CUSTODIAN
ONE E CRYSTAL LAKE AVE
CRYSTAL LAKE IL 60014-6101

Last Statement: August 31, 2022
Statement Ending: September 30, 2022
Page: 1 of 2

Customer Service



Customer Support:
815-479-5200



Branch Hours of Operation:
Mon-Fri 8:30 am - 5:00 pm
Saturday 9:00 am - 1:00 pm

Customer Contact Center Hours:
Mon - Fri 7:00 am - 8:00 pm
Saturday 7:00 am - 5:00 pm



Access Your Account Online:
www.crystallakebank.com

MAXSAFE PUBLIC FUNDS MMDA

Account Number: XXXXXX8044

We routinely evaluate adjustments to our costs and plans for innovation and expanded capabilities. These investments will help us continue to deliver the best products and services to help your business. As a result, on November 1, 2022, charges for certain business accounts will change. The impact on your organization will depend on the mix and volume of services you use. If applicable, the price updates may be reduced or offset by the Earnings Credit on your account. Please contact your banker or treasury management officer for additional information.

Balance Summary

Beginning Balance as of 09/01/22	\$3,163,498.37
+ Deposits and Credits (1)	\$6,671.00
- Withdrawals and Debits (0)	\$0.00
Ending Balance as of 09/30/22	\$3,170,169.37
Analysis or Maintenance Fees for Period	\$0.00
Number of Days in Statement Period	30

Earnings Summary

Interest for Period Ending 09/30/22	\$6,671.00
Interest Paid Year to Date	\$25,341.41
Annual Percentage Yield (APY)	2.60%
Number of Days for APY	30
Average Balance for APY	\$3,163,498.37

Interest Rates

Date	Interest Rate	Date	Interest Rate	Date	Interest Rate	Date	Interest Rate
Aug 31	2.356%	Sep 09	2.424%	Sep 19	2.518%	Sep 26	2.950%
Sep 01	2.359%	Sep 12	2.439%	Sep 20	2.532%	Sep 27	2.870%
Sep 02	2.374%	Sep 13	2.461%	Sep 21	2.542%	Sep 28	2.896%
Sep 06	2.353%	Sep 14	2.471%	Sep 22	2.620%	Sep 29	2.908%
Sep 07	2.418%	Sep 15	2.484%	Sep 23	2.848%	Sep 30	2.928%
Sep 08	2.420%	Sep 16	2.496%				



Credits

Date	Description	Additions
Sep 30	INTEREST CREDIT	\$6,671.00

CRYSTAL LAKE BANK

& TRUST COMPANY, N.A.®

A WINTRUST COMMUNITY BANK

9801 W. Higgins, Box 32, Rosemont, IL 60018

Account Number:
Statement Date:
Page :

XXXXXX8044
09/30/2022
2 of 2

Daily Balances

Date	Balance	Date	Balance
Aug 31	\$3,163,498.37	Sep 30	\$3,170,169.37

397 0001539 0002-0002 000000000000000000



CRYSTAL LAKE BANK

& TRUST COMPANY, N.A.[®]

A WINTRUST COMMUNITY BANK

9801 W. Higgins, Box 32, Rosemont, IL 60018

Last Statement:
Statement Ending:
Page:

September 30, 2022
1 of 1

RECEIVED
OCT 11 2022

1935 TWS600CL100122144605 01 000000000 5746 001

CRYSTAL LAKE PARK DISTRICT
ONE E CRYSTAL LAKE AVE
CRYSTAL LAKE IL 60014-6101



Customer Service



Customer Support:
815-479-5200



Branch Hours of Operation:
Mon-Fri 8:30 am - 5:00 pm
Saturday 9:00 am - 1:00 pm

Customer Contact Center Hours:
Mon - Fri 7:00 am - 8:00 pm
Saturday 7:00 am - 5:00 pm



Access Your Account Online:
www.crystallakebank.com

MAXSAFE CERTIFICATE OF DEPOSIT

Account Number:

XXXXXX9369

Balance Summary

Beginning Balance as of 08/19/22	\$0.00
+ Deposits and Credits (1)	\$501,259.73
+ Interest Credits (1)	\$636.04
- Withdrawals and Debits (0)	\$0.00
Ending Balance as of 09/30/22	\$501,895.77
Number of Days in Statement Period	43

Earnings Summary

Number of Days for APY	43
Interest Rate	1.494%
Term	12 Months, renewable
Interest for This Period	\$636.04
Interest Paid Year-To-Date	\$636.04

Time Deposit Summary

Deposit Date	Initial Balance	Maturity Date	Current Balance
08/19/22	\$501,259.73	08/19/23	\$501,895.77

Transaction Detail

Date	Description	Deposits	Withdrawals	Balance
Aug 19	Beginning Balance			\$0.00
Aug 19	NEW CERTIFICATE	\$501,259.73		\$501,259.73
Sep 18	INTEREST CREDIT	\$636.04		\$501,895.77
Sep 30	Ending Balance			\$501,895.77

Daily Balances

Date	Balance	Date	Balance	Date	Balance
	\$0.00	Aug 19	\$501,259.73	Sep 18	\$501,895.77

1935 0001935 0001-0001 000000000000000000



40 Grant Street
Crystal Lake, Illinois 60014

RETURN SERVICE REQUESTED

CRYSTAL LAKE PARK DISTRICT
MONEY MARKET
1 E CRYSTAL LAKE AVE
CRYSTAL LAKE IL 60014-6101

Managing Your Accounts

	Branch Name	Home State Bank, N.A. (Main Facility)
	Phone Number	(815) 459-2000
	Mailing Address	40 Grant Street Crystal Lake, Illinois 60014
	Online Access	www.homestateonline.com

Summary of Accounts

Account Type	Account Number	Ending Balance
STATE POLITICAL MONEY MARKET	XXXX7402	\$4,186,270.80

STATE POLITICAL MONEY MARKET-XXXX7402

Account Summary

Date	Description	Amount
09/01/2022	Beginning Balance	\$1,685,416.18
	2 Credit(s) This Period	\$2,500,854.62
	0 Debit(s) This Period	\$0.00
09/30/2022	Ending Balance	\$4,186,270.80

Interest Summary

Description	Amount
Annual Percentage Yield Earned	0.35%
Interest Days	30
Interest Earned	\$854.62
Interest Paid This Period	\$854.62
Interest Paid Year-to-Date	\$2,722.05
Average Ledger Balance	\$2,935,416.18

Account Activity

Post Date	Description	Debits	Credits	Balance
09/01/2022	Beginning Balance			\$1,685,416.18
09/16/2022	Transfer tax receipts to MM		\$2,500,000.00	\$4,185,416.18
09/30/2022	INTEREST		\$854.62	\$4,186,270.80
09/30/2022	Ending Balance			\$4,186,270.80

Daily Balances

Date	Amount	Date	Amount
09/16/2022	\$4,185,416.18	09/30/2022	\$4,186,270.80

The
ILLINOIS
Funds

Investor Statement

Page 1 of 1

for the period of: September 1, 2022 - September 30, 2022



Investor Services: (800) 947-8479

Internet: www.illinoisfunds.com

RECEIVED
OCT 14 2022



CRYSTAL LAKE PARK DIST
1 E CRYSTAL LAKE AVE
CRYSTAL LAKE IL 60014-6101

000104

Portfolio at-a-Glance

Portfolio Value Beginning 09/01/2022	\$1,067,259.45
+ Purchases	\$0.00
- Withdrawals	\$0.00
Portfolio Value Ending 09/30/2022	\$1,069,466.24

Portfolio Summary

Account Number	Fund Name	Shares	Share Price	Market Value on 09/30/2022	% of Account Holdings
71300000 CRYSTAL LAKE PARK DIST	Illinois LGIP	1,069,466.240	\$1.00	\$1,069,466.24	100.0%

Account Transactions

Account Number	Trade Date	Transaction Description	Dollar Amount	Share Price	Shares this Transaction	Total Shares Owned
71300000 Illinois LGIP/5000		Beginning Balance as of 09/01/2022	\$1,067,259.45	\$1.00		1,067,259.450
CRYSTAL LAKE PARK DIST	09/30/22	INCOME REINVEST	\$2,206.79	\$1.00	2,206.790	1,069,466.240
		Ending Balance as of 09/30/2022	\$1,069,466.24	\$1.00		1,069,466.240

Distributions: Dividends Cap Gains
REINVEST REINVEST

Account Earnings Summary

Account Number	Fund Name	Capital Gains	Income Distributions	Period to Date	Year to Date
71300000 CRYSTAL LAKE PARK DIST	Illinois LGIP	\$0.00	\$2,206.79	\$2,206.79	\$8,159.46
	Total Portfolio	\$0.00	\$2,206.79	\$2,206.79	\$8,159.46





Account Statement - Transaction Summary


For the Month Ending **September 30, 2022**

CRYSTAL LAKE PARK DISTRICT - GENERAL FUND - XX54

Illinois Portfolio, IPDLAF+ Class	
Opening Market Value	2,851,515.05
Purchases	5,289.96
Redemptions	0.00
Unsettled Trades	0.00
Change in Value	0.00
Closing Market Value	\$2,856,805.01
Cash Dividends and Income	5,289.96

Asset Summary		
	September 30, 2022	August 31, 2022
Illinois Portfolio, IPDLAF+ Class	2,856,805.01	2,851,515.05
Total	\$2,856,805.01	\$2,851,515.05

Asset Allocation





Account Statement

For the Month Ending **September 30, 2022**

CRYSTAL LAKE PARK DISTRICT - GENERAL FUND - XX54

Trade Date	Settlement Date	Transaction Description	Share or Unit Price	Dollar Amount of Transaction	Total Shares Owned
Illinois Portfolio, IPDLAF+ Class					
Opening Balance					2,851,515.05
09/30/22	10/03/22	Accrual Income Div Reinvestment - Distributions	1.00	5,289.96	2,856,805.01
Closing Balance					2,856,805.01

	Month of September	Fiscal YTD July-September
Opening Balance	2,851,515.05	2,595,092.24
Purchases	5,289.96	261,712.77
Redemptions (Excl. Checks)	0.00	0.00
Check Disbursements	0.00	0.00
Closing Balance	2,856,805.01	2,856,805.01
Cash Dividends and Income	5,289.96	13,092.77

Closing Balance	2,856,805.01
Average Monthly Balance	2,851,691.38
Monthly Distribution Yield	2.26%



MEMORANDUM

DATE: October 7, 2022

TO: Park Board of Commissioners

FROM: Jason Herbster – Executive Director

SUBJECT: Ordinance 22.23.11- Revision to General Practices Manual Policy 5.5 Meeting Attendance

As discussed at the October 6, 2022 Committee of the Whole meeting, due to the change from the committee structure to the Committee of the Whole meeting structure, General Practices Manual Policy 5.5 Meeting Attendance needs to be revised. Attached is the revised policy with deletions struck and additions underlined per direction at the Committee of the Whole meeting.

Recommendation:

For the Park Board of Commissioners to approve Ordinance 22.23.11- revisions to General Practices Manual Policy 5.5 Meeting Attendance as presented.

Serving the Residents of Crystal Lake and Lakewood

1 E. CRYSTAL LAKE AVE CRYSTAL LAKE IL 60014 815.459.0680 CRYSTALLAKEPARKS.ORG

EXPLORE | PLAY | EXPERIENCE

Ordinance 22.23.11

AN ORDINANCE AMENDING THE GENERAL PRACTICE MANUAL
REGARDING POLICY 5.5 – MEETING ATTENDANCE

WHEREAS, the Board of Park Commissioners of the Crystal Lake Park District previously adopted a General Practice Manual;

WHEREAS, from time to time, the Board of Park Commissioners reviews the General Practice Manual to determine whether changes are necessary;

WHEREAS, the Board of Park Commissioners finds and determines that it is in the best interests of the Park District and its residents to revise the Meeting Attendance policy and to approve this Ordinance.

NOW, THEREFORE BE IT ORDAINED BY THE PRESIDENT AND BOARD OF PARK COMMISSIONERS OF THE CRYSTAL LAKE PARK DISTRICT, McHenry County, Illinois as follows:

Section 1: The above stated recitals are incorporated by this reference.

Section 2: Policy 5.5 Meeting Attendance, in the General Practices Manual for the Crystal Lake Park Board of Commissioners is hereby repealed and replaced as provided in Exhibit A which is attached hereto:

Section 3: If any portion of this Ordinance is found and determined to be invalid, the remaining provisions shall continue in full force and effect.

Section 4: This Ordinance shall be in full force and effect from and after its passage and approval.

Section 5: All ordinances or parts of ordinances in conflict with the terms of this Ordinance are hereby repealed to the extent of such conflict.

Passed and approved this 20th day of October 2022.

AYES:

NAYS:

ABSENT:

ABSTAIN:

CRYSTAL LAKE PARK DISTRICT

Cathy Cagle, President

ATTEST:

Jason Herbster, Secretary

EXHIBIT A

Crystal Lake Park District
General Practices Manual

Policy Number 5.5

Policy Name: Meeting Attendance

Date Adopted: 04-2012

Last Revision: ~~03-2021~~10-2022

Commissioners are ~~expected~~ required to attend every Board meeting, ~~and Committee of the Whole meeting, assigned Committee meeting and special Board meeting and Board training.~~ A recurrent pattern of missing meetings is not fair to the other Board members or to the residents and taxpayers. Thus, the Board may declare the office of any Commissioner vacant if that Commissioner ~~misses fails or neglects to attend every regular eight or more~~ misses fails or neglects to attend every regular eight or more -Board meetings, ~~or Committee of the Whole meetings, assigned Committee meeting or special meeting or training of the Board or a combination thereof, for a period of two consecutive months or six meetings as defined above,~~ in any twelve-month period. Board members will be informed of accumulating absences as follows:

- After 5 absences, a call from the Board President informing the Commissioner of their absences
- After 6 absences, an e-mail from the Board President informing the Commissioner of their absences
- After 7 absences, a certified letter from the Board President informing the Commissioner of their absences and next steps if an 8th absence in the 12 month period is to occur.

If the Board finds that a Commissioner has failed to comply with the attendance requirements of this Section, a hearing shall be held to determine if a vacancy shall be declared. The hearing shall be conducted in closed session per section 2(c)3 and in accordance with rules adopted by the Board.

If a Commissioner will be absent from a meeting, notice is to be given to the Board President or Executive Director at least 48 hours prior to the meeting, if possible.

Executive Director's Attendance at Meetings of the Board

The Executive Director shall be present at all meetings of the Board except when the Executive Director is excused by the President of the Board.

Staff Attendance at Meetings of the Board

All staff members are invited to attend the meetings of the Board. Division Superintendents shall be present at all meetings of the Board except when excused by the Executive Director.

Electronic Attendance at Meeting Rules

Rules Statement: It is the policy of the Crystal Lake Park District that any member of the Board of Commissioners may attend any open or closed meeting of the Crystal Lake Park District via electronic means (such as by telephone, video or internet connection) provided that such attendance is in compliance with these rules and any applicable laws. For purposes of the enacting Ordinance and this Policy Manual, "meeting" shall be as defined in 5 ILCS 120/1.02 of the Open Meetings Act (as may be amended from time to time) and shall mean any gathering, whether in person or by video or audio conference, telephone call, electronic means (such as, without limitation, electronic mail, electronic chat and instant messaging), or other means of contemporaneous interactive communication, of a majority of a quorum of the members of a public body held for the purpose of discussing public business.

Prerequisites:

A member of the Board of Commissioners may attend a meeting electronically if the member meets the following conditions:

1. The member should notify the Secretary at least 48 hours before the meeting, unless impractical, so that necessary communications equipment can be arranged. Such notice shall be in writing, if possible. Inability to make the necessary technical arrangements will result in denial of a request for remote attendance.

2. The member must assert one of the following three reasons why he or she is unable to physically attend the meeting, (1) The member cannot attend because of personal illness or disability; or (2) the member cannot attend because of employment purposes or the business of the Park District; or (3) the member cannot attend because of a family or other emergency.

Authorization to Participate:

1. The Secretary, after receiving the electronic attendance request, shall inform the Park Board President of the request for electronic attendance.

2. After establishing that there is a quorum physically present at a meeting where a member of the Board of Commissioners desires to attend electronically, the presiding officer shall state; and (i) a notice was received by a member of the Board of Commissioners in accordance with these Rules; and (ii) the member will be deemed authorized to attend the meeting electronically unless a motion objecting to the member's electronic attendance is made, seconded and approved by two-thirds of the members of the Board of Commissioners physically present at the meeting

If no such motion is made and seconded, or if any such motion fails to achieve the required vote by the members of the Board of Commissioners physically present at the meeting, then the request by the member to attend the meeting electronically shall be deemed approved by the Board of Commissioners, and the presiding officer shall declare the requesting member present. After such declaration by the presiding officer, the question of a member's electronic attendance may not be reconsidered.

Adequate Equipment Required:

The member participating electronically and other members of the Board of Commissioners must be able to communicate effectively, and members of the audience must be able to hear all communications at the meeting site. Before allowing electronic attendance at any meeting, the Board of Commissioners shall provide equipment adequate to accomplish this objective at the meeting site.

Minutes: Any member attending electronically shall be considered an off-site attendee and counted as present electronically for that meeting if the member is allowed to attend. The meeting minutes shall also reflect and state specifically whether each member is physically present or present by electronic means.

Rights of Remote Member: A member permitted to attend electronically will be able to express his or her comments during the meeting and participate in the same capacity as those members physically present, subject to all general meeting guidelines and procedures previously adopted and adhered to. The member attending electronically shall be heard, considered and counted as to any vote taken.

Accordingly, the name of any member attending electronically shall be called during any vote taken, and his or her vote counted and recorded by the Secretary and placed in the minutes for the corresponding meeting. A member attending electronically may leave a meeting and return as in the case of any member, provided the member attending electronically shall announce his or her leaving and returning.

Committees, Boards and Commissions: These rules shall apply to all committees, boards and commissions established by authority of the Board of Commissioners.



Call to Order:

President Cagle called the meeting to order at 6:30PM.

Commissioners Present: Jason Heisler, Karen Johnson, Lindo Matthias, Sarah Michehl, Cathy Cagle

Commissioners Absent: Erik Anderson, Debbie Gallagher

Legal Counsel:

Late Arrival: Scott Puma, Ancel, Glink, Diamond, Bush, DiCianni and Krofthefer, P.C. at 7:00pm.

Staff:

Jason Herbster, Executive Director, Erik Jakubowski, Superintendent of Park Services, Amy Olson Manager of Park Planning and Development, Tina Becke, Superintendent of Business Services, Kurt Reckamp, Superintendent of Recreation Programs and Facility Services, Sandra Thompson, Recreation Supervisor, Anne Sandor, Recording Secretary

Citizens: Bob Miller and Diane Miller, Crystal Lake Residents

Pledge of Allegiance: The Pledge of Allegiance was recited.

Approval of Agenda:

Commissioner Michehl moved to approve the agenda, as presented. Seconded by Commissioner Matthias. All were in favor.

Matters from the Public: Bob Miller expressed his disappointment that he was not contacted by the Park Board regarding his concerns of the wetland trails at Lippold Park. He noted an article in the Northwest Herald newspaper regarding his concerns. Diane Miller thanked Commissioner Eric Anderson for his suggestion to review the trails. Mrs. Miller expressed she was offended by Executive Director's response in the Northwest Herald article. Mrs. Miller stated she would be filing complaint with ADA, if the trails were addressed immediately. Mrs. Miller expressed her disagreement with Executive Director Herbster's comment regarding an agreement between the District and the Lippold Park neighbors to install a sewer line. Bob and Dianne Miller distributed their notes to the Park Board and requested they be included in the minutes.

Executive Director Herbster read a letter he received from Mr. Jeff Smetters regarding his disappointment on the length of time spent on the Woodland Estates and Veteran Acres Playground resurfacing project.

Committee Reports:

A. Administrative and Finance Committee Meeting - September 1, 2022

Executive Director Herbster reported the meeting focus was on issuance of debt and two grant applications. The Committee agreed to wait until November to issue debt. Additional money will be added to the debt issuance, if the District is awarded grant funds.

Unfinished Business:

A. Approval: Resolution 22.23.07 Adopt Haligus Park Master Plan

Discussion: Commissioner Michehl asked which version of the plan was being submitted for the OSLAD grant. Executive Director Herbster noted the Board approved the Organic Flow version and the overall plan will be submitted to OSLAD. Commissioner Cagle noted Commissioner Gallagher requested the Board choose the all-in-one implementation and finance the whole project to get the park project completed. The Board agreed to move forward with financing the entire project to save costs.

Commissioner Michehl moved to adopt Resolution 22.23.07, for the Haligus Park Master Plan, as presented. Seconded by Commissioner Matthias.

Roll Call: Ayes 5 (Heisler, Johnson, Matthias, Michehl, Cagle) Nays: 0

Consent Agenda:

A. Approval: The Voucher Expenses for the month ending, September 30 2022, in the amount of \$456,220.25.

B. Approval: The Interim Voucher Expenses for the month ending October 31, 2022, in the amount of \$88,430.14.

C. Accept: The Treasurer's Report for the month ending, September 30, 2022, in the amount of \$11,967,569.68.

D. Approval: Regular Meeting Minutes - August 18, 2022

E. Approval: Viking Dash Trail Run 2022

F. Approval: Crystal Lake Parks Initiative Foundation Chicken Poop Bingo and Raffle Request Items

Commissioner Johnson moved to approve the Consent Agenda, as presented. Seconded by Commissioner Michehl. Roll Call: Ayes: 5 (Johnson, Matthias, Michehl, Heisler, Cagle) Nays: 0

Business Items

A. Approval: Ordinance 22.23.11 Amendment to Park Ordinance 11.25 Tobacco, Commissioner Johnson moved to approve Ordinance 22.23.11, Amendment to Park Ordinance 1.25 Tobacco, Nicotine Products and Implementation of Smoke Free Illinois Act. Seconded by Commissioner Michehl. All were in favor.

B. Approval: Resolution 22.23.04 OSLAD Grant Application

Discussion: The Board agreed to commit to the whole project to save costs. Executive Director Herbster noted he and Manager Olson will be meeting with ILDNR to discuss the application.

Commissioner Michehl moved to approve Resolution 22.23.04, OSLAD Grant Application, as presented. Seconded by Commissioner Matthias.

Roll Call: Ayes: 5 (Matthias, Michehl, Heisler, Johnson, Cagle) Nays: 0

C. Approval: Resolution 22.23.05 Tourism, Attraction and Festival Grant

Commissioner Matthias moved to approve Resolution 22.23.05, Tourism, Attraction and Festival Grant, as presented. Seconded by Commissioner Michehl.

Roll Call: Ayes: 5 (Michehl, Heisler, Johnson, Matthias, Cagle) Nays: 0

D. Approval: Resolution 22.23.06 Vision Statement and Principles

Discussion: Commissioner Johnson reported she attended the meeting. She stated she enjoyed the dynamics and thanked the staff for their work.

Commissioner Johnson moved to approve Resolution 22.23.06, Vision Statement and Principles, as presented. Seconded by Commissioner Heisler.

Roll Call: Ayes: 5 (Heisler, Johnson, Matthias, Michehl, Cagle) Nays: 0

E. Approval: New Surf Rake 400HD Purchase

Discussion: Superintendent Erik Jakubowski noted this is a back-saving device and PDRMA suggested applying for a grant to help with costs.

Commissioner Heisler moved to approve the purchase of a New Surf Rake 400HD with finisher attachment, in the amount of \$48,760.00, from HGACBuy, National Joint Purchasing.

Seconded by Commissioner Johnson.

Roll Call: Ayes: 5 (Johnson, Matthias, Michehl, Heisler, Cagle) Nays: 0

Presentation:

Sandra Thompson, Recreation Supervisor gave a presentation of the Extended Time program partnership with School District 47. The presentation included the history, financials, the impact and challenges of this program. Lack of staffing and lack of space are causing waitlist issues. Kurt Reckamp, Superintendent of Recreation Programs and Facility Services noted not only does the Extended Time program brings in great revenue, Sam Thompson has an ACA Podcast and started a program for the District 47 teachers and their children. This year, there are 60 teacher's children registered in the program.

Reports to the Board:

Executive Director, Jason Herbster

- The Asphalt Replacement Project: Only two bids were received. Going to re-bid the project on September 13, 2022. If enough bids are received, a Special meeting will be scheduled to seek Board approval for the project on September 15, 2022. Erik Jakubowski, Superintendent of Park Services and Amy Olson, will run the meeting.
- Board Self Evaluation Meeting: Peter Murphy, IAPD will present a workshop for the Park Board of Commissioners. This will be a closed session meeting
- April 4, 2023, Election: The Park Board packets will be available at the Administrative Office on Thursday, September 20, 2022.
- City Manager: Mr. Mayerhofer resigned from the City of Crystal Lake. Eric Helm is the Interim City Manager.
- Lippold Park Wetland Trails: Trail work has begun today and will be an ongoing project. Superintendent Jakubowski added staff will continue to clean up the trails. Herbster noted a mistake printed in the Northwest Herald article. The article stated the trails at Lippold Park needed paving. The trails are not paved, they are limestone trails. Attorney Puma noted the trails need to be maintained, and do not need to be regraded to comply with ADA. The newer paved paths are ADA compliant. Commissioner Heisler asked to promote park trails that are accessible. Commissioner Cagle stated the District should provide a map to show where the ADA trails are located. Commissioner Matthias suggested contacting the Millers to give an explanation of why the trails are not paved. Commissioner Cagle stated she will reach out to the Millers.
- Out of the Office: Herbster will be out of the office September 15-16, 2022, and will be attending the NRPA Conference September 19-23, 2022.

Superintendent of Business Services, Tina Becke

- The Tax Distribution was received for August. Noted the figures are lower due to receiving 7 distributions this year and not receiving 8 distributions through August, like last year.

Manager of Park Planning and Development, Amy Olson

- Park Project Progress: Woodland Estates Park: Surfacing fix installed; roll-application needed
Veteran Acres Park: Spider Web replacement is needed.
- Woodscreek Park: Surface did not pass safety testing. Contractor working on a solution.
- Lapins and Brighton Oaks Parks: Completed. Neighbors are very excited.
- Kamijima Park: Equipment shipment is delayed.
- Administrative Office: New railing on stairwell will be installed.

Superintendent of Recreation Programs and Facility Services, Kurt Reckamp

- Programs and Events: September will be a busy month with staff planning for fall events.
Wagon Rides will begin on September 17.
- Program Revenue for August-September in 2021 was at \$180,000 and in 2022 is at \$215,000.
- Community Event: Flannel Fest will be held October 22, 2022, at Main Beach

Matters from the Board:

Commissioner Linda Matthias

- Flannel Fest tickets: Available online

Commissioner Jason Heisler

- Flannel Fest: Commissioner Heisler asked for the maximum admission for the Flannel Fest event. Superintendent Reckamp stated the number is to be determined, could be 1500.
- Parking at Main Beach: Heisler asked if there were any parking issues at Main Beach during the Dole Mansion Farmer's Market with Park District events. Herbster answered there have not been any issues. Reckamp added the Dole provides a list of events to the District.
- The staircase at the Administrative Office looks great.
- Enjoyed Sam Thompson's presentation.

Commissioner Sarah Michehl

- Commented that it was great to see the Veteran Acres Playground filled with kids over the weekend.

Commissioner Cathy Cagle

- Working with other agencies on Executive Director Evaluation processes. Will bring the information to the Committee Meeting of the Whole in October.
- Three seats on the Board will be up for election in April 2023.
- Cagle asked Herbster for an annual check list for all parks and conditions of trails to be provided to the Board.
- A friend introduced her to someone who works with solar energy. The contact information was forwarded to Executive Director Herbster.

Executive Session:

Commissioner Matthias moved to enter Executive Session to discuss item E. Review of Minutes including Semi-annual Review to Release 2 (c) 21 at 7:45pm. Seconded by Commissioner Michehl.

Roll Call: Ayes: 5 (Heisler, Johnson, Matthias, Michehl, Cagle) Nays: 0

Reconvene:

Commissioner Matthias moved to reconvene at 7:49pm. Seconded by Commissioner Michehl. All were in favor.

Action from Matters from Executive Session

A. Approval: Resolution 22.23.03 Release of Closed Session Minutes

Commissioner Michehl moved to approve Resolution 22.23.03 Release of Closed Session Minutes, as presented. Seconded by Commissioner Matthias. All were in favor.

Adjourn:

Commissioner Matthias moved to adjourn the meeting at 8:50PM. Seconded by Commissioner Johnson. All were in favor

Approve: _____ Attest: _____
President Secretary

August 29, 2022

Crystal Lake Park District
1 E Crystal Lake Avenue
Crystal Lake, IL 60014
Attention: Park Board

Subject: Playground Rehabilitation at Woodland and Veterans Acres Parks

Dear Park Board:

I am out of town working during your September 8, 2022 board meeting so I am submitting this letter. Please read this letter during the board meeting, enter it into the meeting minutes, and take action as you feel appropriate.

Thank you for undertaking rehabilitation of the playgrounds at the Woodland and Veterans Acres parks. When the projects started my wife and I were dismayed to find these two nearby playgrounds were to be closed at the same time but we were at least heartened that the work would be completed and the playgrounds would be re-opened within four weeks. The playgrounds have now been closed for the entire summer with the work now taking three times longer than we were told and with the work is still incomplete.

I and my wife have spoken to Amy the Project Manager on several occasions. While she has been apologetic and explaining the problems this does not change the fact that the project has caused the loss of use of two heavily used playgrounds during the summer: the time of heaviest use. While I have no doubt the work will eventually be satisfactorily completed, the eventual completion does not change the fact that the long closure has caused these two projects to be complete failures of project management planning and execution. Therefore these projects are a Crystal Lake Park District failure to properly provide park access and use.

At this point in time perhaps not much can be done to rectify the loss of use of the Woodland and Veterans Acres playgrounds. If something can be done to expedite project completion then please do it. My main concern at this point is for a management change to ensure this type of project management failure does not again occur. To that end I request the following:

1. Convene a lessons-learned team with your Project Management staff, other involved persons, a board member, and an external project management consultant to determine what went wrong with these two projects and to determine how to prevent recurrence.
2. Take action as needed per the lessons learned to ensure future Park District projects are planned and most importantly executed per the trifecta of Project Management: On scope, On time, and On budget.

Thank you,





Call to Order:

President Cagle called the meeting to order at 5:30 PM.

Commissioners Present: Eric Anderson, Debbie Gallagher, Jason Heisler, Karen Johnson, Cathy Cagle
Commissioners Absent: Linda Matthias, Sarah Michehl

Staff: Erik Jakubowski, Superintendent of Programs and Facility Services, Amy Olson, Manager of Park Planning and Development, Tina Becke, Superintendent of Business Services, Anne Sandor, Recording Secretary

Citizens: Bob Miller, Diane Miller, Crystal Lake Residents

Approval of Agenda:

Commissioner Michehl moved to approve the agenda, as presented. Seconded by Commissioner Matthias. All were in favor.

Matters from the Public: Diane Miller stated she understands all of the projects listed on the Asphalt Replacement Project list are important, but she wants to be sure the wetland trails at Lippold Park are included in the budget. Commissioner Cagle asked Mrs. Miller what she was looking to be done to the wetland trails at Lippold. Mrs. Miller stated the trails need to be repaved the same as the trails near the ballfields so that everyone can use them.

Business Items

A. Asphalt Paving Bid Approval

Discussion: Commissioner Anderson asked why the bid needs to come to the Board for approval if the project is under budget. Commissioner Gallagher noted the Park Policy states all projects over \$25,000. Commissioner Anderson requested to review the policy.

Commissioner Gallagher questioned the alternates submitted in the bid and if the projects would begin this fall. Amy Olson, Manager of Park Planning and Development noted the alternates are for the repair of the sidewalks after construction, and the project is scheduled to begin right away, weather permitting.

Commissioner Gallagher moved to accept the lowest responsible, responsive bid with alternates submitted by Chadwick Contracting, in the amount of \$756,557.80. Seconded by Commissioner Anderson.

Roll Call: Ayes: 5 (Anderson, Gallagher, Heisler, Johnson, Cagle) Nays: 0

Other: Commissioner Anderson requested discussion regarding the Public comments regarding ADA law. Commissioner Cagle noted these trails need to be maintained; this takes time and there is a maintenance schedule to follow. Superintendent Jakubowski added the trails are being maintained; the grass has been mowed down and will be rolled out. Commissioner Gallagher asked about the ruts from the maintenance vehicles and suggested the trails be used by maintenance vehicles only. Jakubowski added the trails have been used to clean the weir, but have never been declared for

service vehicle use only. Amy Olson noted she mentioned the issue to Gewalt Hamilton and suggested an evaluation of the wetland trails.

Commissioner Cagle asked the Board for a consensus to send a letter to Mr. and Mrs. Miller regarding the maintenance of the trails. The Board agreed.

Commissioner Anderson requested a text reminder for Special Meeting dates.

Adjourn:

Commissioner Gallagher moved to adjourn the meeting at 5:45 PM. Seconded by Commissioner Anderson. Roll Call: All were in favor.

Approve: _____ Attest: _____
President Secretary



Call to Order:

President Cagle called the meeting to order at 6:30 PM.

Commissioners Present:

Eric Anderson, Debbie Gallagher, Jason Heisler, Karen Johnson, Linda Matthias,
Sarah Michehl, Cathy Cagle

Legal Counsel:

Scott Puma, Ancel, Glink, Diamond, Bush, DiCianni and Krafthefer, P.C.

Staff:

Jason Herbster, Executive Director, Erik Jakubowski, Superintendent of Park Services, Amy Olson
Manager of Park Planning and Development, Tina Becke, Superintendent of Business Services, Kurt
Reckamp, Superintendent of Recreation Programs and Facility Services, Anne Sandor, Recording
Secretary

Citizens: Diane and Bob Miller, Crystal Lake Residents

Pledge of Allegiance: The Pledge of Allegiance was recited.

Approval of Agenda:

Commissioner Gallagher moved to approve the agenda, with the removal of items E. Barlina Barn, F.
Lippold Trail and G. Purchase of Used Work Trucks. Seconded by Commissioner Matthias. All were in
favor.

Business Items

A. Balanced Budget Scenario

Executive Director Herbster reported the Board gave direction to staff to present a balanced
budget. Herbster presented a spreadsheet showing reductions in expenses in maintenance,
operations and capital needed to achieve a balanced budget with little impact to operations.
Capital projects were mostly impacted under this scenario. Herbster noted this scenario shows
the fund balance could carry operations, but may not be able to in the future.

The Board discussed showing the need for expenses, reviewing the survey results and master plan
to see the community needs. Options of maintaining the facilities which are mostly used,
liquidating unused property, and the need for a community center were discussed.

The Board agreed to prioritize and to budget for the need of the community and district.

B. Tax Levy 2022

A spreadsheet showing an approximate 20-year effect of not taking the CPI increase in the 2021
levy was reviewed. Herbster noted the long term financial impacts of the decision not to levy the
full amount based on the 2021 levy and an assumed CPI of 1.5% each year. The accumulated
amount not levied is approximately 8.5 million dollars over a 20-year period. Superintendent Becke
distributed a spreadsheet to show the District's levy history from years 2008 through 2021.

Staff will present information to determine the rate to use for the 2022 tax levy for the Board to
review at the Regular Board meeting in October.

C. Executive Director Goal Setting and Review Process

Commissioner Cagle presented information she gathered from area agencies regarding Executive Director's review process. The Board thanked Cagle for her work. It was agreed the current process needs to be changed. Commissioner Cagle will work on and present a new Director Evaluation process to the Board at a future meeting. Commissioner Gallagher offered to work on the project with Commissioner Cagle.

D. General Practices Manual Policy 5.5 Meeting Attendance

The Board reviewed the revisions to the General Practices Manual Policy 5.5 Meeting Attendance.

The Board agreed to make the following highlighted revisions to the meeting attendance policy, and present the revised policy to the Board for approval at the Regular Park Board meeting in October.

Commissioners are **required** to attend every Board meeting **and Committee of the Whole meeting**. A recurrent pattern of missing meetings is not fair to the other Board members or to the residents and taxpayers. Thus, the Board may declare the office of any Commissioner vacant if that Commissioner **misses eight or more** Board meetings or Committee of the Whole meetings in any twelve-month period. If the Board finds that a Commissioner has failed to comply with the attendance requirements of this Section, a hearing shall be held to determine if a vacancy shall be declared. The hearing shall be conducted in closed session per section 2(c)3 and in accordance with rules adopted by the Board.

Additions to the policy will include the process of informing Board members of absences via phone call, email and certified letter, and notifying the Board President 48 hours when aware of missing a meeting. Commissioner Cagle noted there is a running attendance sheet in the DropBox.

Revisions will be made to the attendance policy and presented for Board approval at the Regular meeting in October.

- E. Barlina Barn -Removed from agenda
- F. Lippold Trail Audit -Removed from agenda
- G. Purchase of Used Work Trucks -Removed from agenda

H. Bond Issuance

Executive Director Herbster noted at the last Finance Committee meeting the committee discussed postponing the combined annual roll over bond and the two year issuance due to the two open grant applications for the Mickey Sund Baseball Complex and the Haligus Park projects. The committee agreed to commit to the Haligus Park project regardless of receiving grant funds and to hold off on the Mickey Sund project if the grant is not awarded. To achieve this, the District would need to issue alternative revenue source bonds in the amount of \$4.0 million for the Haligus Park project and alternate revenue source bonds in the amount of \$1.5 million for projects. The roll over bond process will start in October.

Executive Director Herbster and Superintendent Becke will meet with Speer Financial to discuss these options and will report to the Board at the Regular meeting in October.

Adjourn: Commissioner Michehl moved to adjourn the meeting at 8:24 PM. Seconded by Commissioner Gallagher. All were in favor.

Approve: _____
President

Attest: _____
Secretary

Kiwanis

Foundation of Crystal Lake, Inc

www.kiwaniscrystallake.com

P.O. Box 1082
Crystal Lake, IL 60039-1082

Mr. Kurt Recamp
Crystal Lake Park District
330 N. Main Street
Crystal Lake IL 60014

Dear Kurt:

The Crystal Lake Kiwanis Club in conjunction with the following non-profits—CAC (Child Advocacy Center), Independence Health and O & A (Options and Advocacy) requests the use of the 5K course and 1 mile walk course at Lippold Park. The fundraising event being planned is the Mardi Gras Race on April 2, 2023 at 9A. The four entities are sharing the planning and the net profits of the event. Please let us know the cost to use the facility and when we can expect approval. We understand that insurance as additional insured will be required.

Any questions about the event can be directed to one of the following:

Mike Splitt cell, co-director at 815-482-7906

Rachel Jesky, co-director at 815-517-2488

Carol Heisler, Crystal Lake Kiwanis at- 815-814-3180

Sincerely,

Carol A. Heisler, Crystal Lake Kiwanis Club
P.O. Box 1082
Crystal Lake IL 60039

Kiwanis is a global organization of volunteers dedicated to



changing the world one child and one community at a time



MEMORANDUM

DATE: October 12, 2022

TO: Board of Commissioners

FROM: Jason Herbster, Executive Director
Tina Becke, Superintendent of Business Services

SUBJECT: 2022 Property Tax Levy Determination of Funds

Need Amount

At the October 6, 2022 Committee of the Whole meeting, staff was directed to provide the estimated need amount for the 2023-2024 fiscal operating year so the Board can determine the appropriate amount to levy based on need. Need in the Corporate Fund and Recreation Fund were determined by increasing the budgeted amount for 2022-2023 by a percentage. The percentages were as follows:

- Salaries and Wages: 4%
- Contractual Services: 50%
- Commodities: 7%
- Insurance: 10%
- Uncapitalized Improvements: 7%
- Maintenance and Repairs: 7%
- Other Expenses: 7%

All other funds were increased as follows:

- IMRF fund: 4%
- Liability fund: 5% for Contractual Services; 7% Commodities; 10% Insurance
- Bond and Interest fund: by the amount of the bond payments due; 7% other expenses
- Audit fund – based on current contract for services
- Special Recreation fund – levy request to the ceiling rate

Capital Projects

On the Capital Replacement schedule, fiscal year 2023-2024 lists \$6,196,000 of projects. While there is no expectation to complete all the projects, there are several in need of completion. The Capital projects discussion takes place during the budget process, but is worth noting at this time.

Serving the Residents of Crystal Lake and Lakewood

1 E. CRYSTAL LAKE AVE CRYSTAL LAKE IL 60014 815.459.0680 CRYSTALLAKEPARKS.ORG

EXPLORE | PLAY | EXPERIENCE

Levy Scenarios

In recent years, the Board has requested three scenarios of the levy – full, half and flat. Those same scenarios have been developed and are attached for review. This year the CPI for levy purposes is 7%. With the Property Tax Extension Limitation Law (PTELL), the most that can be levied is 5%. The PTELL states that the taxing body can levy the lesser of the CPI or 5%.

The attached scenarios have several columns to review and represent the following:

Projected beginning fund balance - is the amount of fund balance projected to be on hand at the end of the 2022-2023 fiscal year.

Projected 2023/24 Expenses – these are the projected expenses for fiscal year 2023-2024 based on the last years expenses plus a percentage increase as described on page one.

Non-Tax Revenue – this is revenue generated through fees and charges

Need Amount – is the projected 2023-2024 expenses multiplied by the fund balance policy percentage minus the projected beginning fund balance minus the non-tax revenue

Proposed Levy – this is the amount being requested from the county and would be used in the development of the determination of funds and levy ordinance

Projected Year End Fund Balance – this is the amount of fund balance expected on hand at the end of fiscal year 2023-2024

Minimum Operating Coverage (per fund balance policy) – this is the amount per the fund balance policy that is supposed to be on hand at the end of fiscal year 2023-2024 and is the fund balance policy percentage of the projected 2023-2024 expenses column

2021 Extension – this is the amount levied last year

Increase / (Decrease) – this is the difference between the proposed levy and previous year's extension.

% Change – the percentage change from last year to the proposed levy

Based on the discussion at the October 6, 2022 Committee of the Whole meeting, the main column to focus on is the Need Amount column as that indicates the projected amount needed to cover expenses.

Depending on the scenario provided some funds are not in compliance with the fund balance policy, with Corporate and Recreation being significantly under the required policy level. This will likely be corrected through the budgeting process by possible increases in fees, budget expense reductions and minimal projects.

As part of the scenarios, the projected beginning fund balance for IMRF includes a reduction of \$200,000 for a direct payment to IMRF for unfunded liability. This has been discussed in the past and staff intends to complete this transaction once the audit is accepted by the Park Board.

These scenarios do not include transfers from the Corporate and Recreation funds to the Capital fund at this point for the 2023-2024 budget. Once the budget is completed

and the Corporate and Recreation fund balances are in compliance with the policy, these transfers will be considered.

Truth in Taxation

If the requested levy amount exceeds 105% of last year's levy, a Truth in Taxation process must take place. To comply with the Truth in Taxation Act, the following five steps, listed briefly, must take place:

- The District must determine the funds needed to be raised by the property tax levy at least 20 days prior to adopting the new levy ordinance
- The District must hold a public hearing prior to passing a new tax levy ordinance that is estimated to be greater than 105% of the preceding years levy
- The District must provide notice of the hearing in a newspaper at least 7 days but no longer than 14 days before the hearing date.
- At the hearing, the board must explain the reasons for the proposed increase and permit individuals the opportunity to present testimony within reasonable time limits set by the Board.
- At the time the District files its tax levy ordinance with the county clerk, it must also file a certificate signed by the Districts president that certifies that there has been compliance with the requirements of the Act or that the Act is inapplicable (35-ILCS 200/18-90).

RECOMMENDATION:

Based on the information provided and the in-depth discussion on the levy to take place at the meeting, staff is looking for the Park Board of Commissioners to determine the amount of funds to be levied for 2022 (collected in 2023) at the October 20, 2022 meeting so that the truth in taxation hearing (if required) and the tax levy ordinance can be approved at the November Park Board meeting.

CRYSTAL LAKE PARK DISTRICT 2022 Proposed Levy-All Funds **Max**

Capped	Ceiling Rate	Maximum Levy (Tax Ceiling)	Projected Beg Fund Bal	Projected 2023/24 Expenses	Non-Tax Revenue	Need Amount	Proposed 2022 Levy	Projected Yr End Fund Balance	Minimum Op Coverage (per Fund Bal Policy)	2021 Extension	Increase (Decrease)	% Change
Corporate	0.00100	\$ 1,754,028					1,328,000.00			1,165,016.13	162,983.87	13.99%
Addl Corp	0.00250	4,385,071					2,500,000.00			2,400,005.79	99,994.21	4.17%
Total Corporate		\$ 6,139,099	\$ 2,467,352	\$ 7,194,316	\$ 500,000	\$ 6,385,259	\$ 3,828,000.00	\$ (398,964)	\$ 2,158,295	\$ 3,565,021.92	\$ 262,978.08	7.38%
Recreation	0.00120	2,104,834	1,690,298	5,598,800	2,000,000	3,308,202	1,909,640.00	1,138	1,399,700	1,775,306.07	134,333.93	7.57%
IMRF			105,882	396,240		329,982	350,000.00	59,642	39,624	385,605.24	(35,605.24)	-9.23%
Liability			107,646	221,454		135,953	139,500.00	25,692	22,145	156,010.42	(16,510.42)	-10.58%
Audit	0.00005	87,701	5,347	24,080		21,141	25,000.00	6,267	2,408	25,006.21	(6.21)	-0.02%
Natural History	0.00070	1,227,820	111,862	473,024	45,000	410,767	317,000.00	838	94,605	283,015.65	33,984.35	12.01%
Total Capped			\$ 4,488,387	\$ 13,907,914	\$ 2,545,000	\$ 10,591,304	\$ 6,569,140.00	\$ (305,387)	\$ 3,716,777	\$ 6,189,965.51	\$ 379,174.49	6.13%
							EST Total Maximum Levy for Capped Funds \$ 6,569,140.00					
Non-Capped												
Special Recreation	0.00040	701,611	401,785	689,930		357,138	701,611.29	413,466	68,993	674,931.50	26,679.79	3.95%
Debt Service			(760,822)	1,213,601			1,213,601.00	(760,822)	N/A	1,055,812.22	157,788.78	14.94%
Total Non-Capped			\$ (359,037)	\$ 1,903,531.00			\$ 1,915,212.29	\$ (347,356)	\$ 68,993	\$ 1,730,743.72	\$ 184,468.57	10.66%
Total			\$ 4,129,350	\$ 15,811,445.00			Total Levy \$ 8,484,352.29			\$ 7,920,709.23	\$ 563,643.06	7.116%

Tax Year	Property Tax Rate History			% Change
	Capped Rate	Non Capped Rate	Total	
2015	0.43301	0.120473	0.553483	-0.85%
2016	0.41437	0.116637	0.531007	-4.06%
2017	0.40349	0.114324	0.517814	-2.48%
2018	0.388109	0.112173	0.500282	-3.39%
2019	0.381871	0.106754	0.488625	-2.33%
2020	0.377421	0.103845	0.481266	-1.51%
2021	0.366850	0.103478	0.470328	-2.27%
2022 est	0.37797	0.110195	0.488162	3.79%

Proposed Increase Breakdown	
CPI 5.0%	\$ 309,498.28
New Growth	68,249.76
Adjustment	1,426.46
Debt Service	157,788.78
Special Rec	26,679.79
Total	563,643.06

Corporate/Special Revenue Levy \$ 7,270,751.29 Subject to truth in taxation \$ 6,864,897.01 \$ 405,854.28 **5.912%**

CRYSTAL LAKE PARK DISTRICT

Operating Coverage - **Max**

	Fund Balance - Required Percent of Expenses								Non-Tax Levy Funds	
	Corporate	Recreation	IMRF	Liability	Audit	Natural History	Special Recreation	Debt Service	GLC	Racket Club
	Revised Minimum	30%	25%	10%	10%	10%	20%	10%	N/A	20%
FY 19/20 Actual										
Total Expenses	3,960,695	3,663,231	356,791	189,504	20,000	296,869	777,056	2,076,453	120,105	991,385
Required Fund Balance	1,188,209	3,538,511	35,679	18,950	2,000	59,374	77,706	N/A	24,021	198,277
Ending Fund Balance	3,940,455	2,391,299	306,553	201,378	14,563	155,488	130,531	306,788	106,152	103,325
Actual Percent of Exp	99.5%	65.3%	85.9%	106.3%	72.8%	52.4%	16.8%	14.8%	88.4%	10.4%
FY 20/21 Actual										
Total Expenses	3,426,649	2,805,724	427,063	182,460	19,410	247,178	422,506	1,115,544	92,497	914,209
Required Fund Balance	1,027,995	701,431	42,706	18,246	1,941	49,436	42,251	N/A	18,499	182,842
Ending Fund Balance	5,087,907	1,854,153	290,646	152,176	8,140	180,846	275,205	(692,185)	119,619	104,657
Actual Percent of Exp	148.5%	66.1%	68.1%	83.4%	41.9%	73.2%	65.1%	-62.0%	129.3%	11.4%
FY 21/22 Actual										
Total Expenses	4,068,893	3,461,382	406,182	181,439	21,070	299,963	538,594	1,299,187	80,391	1,026,329
Required Fund Balance	1,220,668	865,346	40,618	18,144	2,107	59,993	53,859	N/A	16,078	205,266
Ending Fund Balance	4,548,424	2,423,208	321,130	140,693	5,056	187,115	387,183	(803,266)	198,924	244,975
Actual Percent of Exp	111.8%	70.0%	79.1%	77.5%	24.0%	62.4%	71.9%	-61.8%	247.4%	23.9%
FY 22/23 Budgeted										
Total Expenses	7,269,349	4,940,445	381,000	198,985	24,750	416,056	649,000	2,209,111	248,821	1,192,916
Required Fund Balance	2,180,805	1,235,111	38,100	19,899	2,475	83,211	64,900	N/A		
Est. Ending Fund Balance	2,467,352	1,690,298	105,882	107,646	5,347	111,862	401,785	(760,822)	121,894	272,351
Actual Percent of Exp	33.9%	34.2%	27.8%	54.1%	21.6%	26.9%	61.9%	-34.4%	49.0%	22.8%
FY 23/24 Projected										
Total Expenses	7,194,316	5,598,800	396,240	221,454	24,080	473,024	689,930	1,213,601	No data available	
Required Fund Balance	2,158,295	1,399,700	39,624	22,145	2,408	94,605	68,993	N/A		
Est. Ending Fund Balance	(398,964)	1,138	59,642	25,692	6,267	838	413,466	(760,822)		
Actual Percent of Exp	-5.5%	0.0%	15.1%	11.6%	26.0%	0.2%	59.9%	-62.7%		

CRYSTAL LAKE PARK DISTRICT 2022 Proposed Levy-All Funds **Half**

Capped	Ceiling Rate	Maximum Levy (Tax Ceiling)	Projected Beg Fund Bal	Projected 2023/24 Expenses	Non-Tax Revenue	Need Amount	Proposed 2022 Levy	Projected Yr End Fund Balance	Minimum Op Coverage (per Fund Bal Policy)	2021 Extension	Increase (Decrease)	% Change
Corporate	0.00100	\$ 1,754,028					1,279,000.00			1,165,016.13	113,983.87	9.78%
Addl Corp	0.00250	4,385,071					2,456,000.00			2,400,005.79	55,994.21	2.33%
Total Corporate		\$ 6,139,099	\$ 2,467,352	\$ 7,194,316	\$ 500,000	\$ 6,385,259	\$ 3,735,000.00	\$ (491,964)	\$ 2,158,295	\$ 3,565,021.92	\$ 169,978.08	4.77%
Recreation	0.00120	2,104,834	1,690,298	5,598,800	2,000,000	3,308,202	1,900,749.00	(7,753)	1,399,700	1,775,306.07	125,442.93	7.07%
IMRF			105,882	396,240		329,982	300,000.00	9,642	39,624	385,605.24	(85,605.24)	-22.20%
Liability			107,646	221,454		135,953	136,500.00	22,692	22,145	156,010.42	(19,510.42)	-12.51%
Audit	0.00005	87,701	5,347	24,080		21,141	25,000.00	6,267	2,408	25,006.21	(6.21)	-0.02%
Natural History	0.00070	1,227,820	111,862	473,024	45,000	410,767	316,000.00	(162)	94,605	283,015.65	32,984.35	11.65%
Total Capped			\$ 4,488,387	\$ 13,907,914	\$ 2,545,000	\$ 10,591,304	\$ 6,413,249.00	\$ (461,278)	\$ 3,716,777	\$ 6,189,965.51	\$ 223,283.49	3.61%
							EST Total Maximum Levy for Capped Funds \$ 6,569,140.00					
Non-Capped												
Special Recreation	0.00040	701,611	401,785	689,930		357,138	701,611.29	413,466	68,993	674,931.50	26,679.79	3.95%
Debt Service			(760,822)	1,213,601			1,213,601.00	(760,822)	N/A	1,055,812.22	157,788.78	14.94%
Total Non-Capped			\$ (359,037)	\$ 1,903,531.00			\$ 1,915,212.29	\$ (347,356)	\$ 68,993	\$ 1,730,743.72	\$ 184,468.57	10.66%
Total			\$ 4,129,350	\$ 15,811,445.00			Total Levy \$ 8,328,461.29			\$ 7,920,709.23	\$ 407,752.06	5.148%

Property Tax Rate History				
Tax Year	Capped Rate	Non Capped Rate	Total	% Change
2015	0.43301	0.120473	0.553483	-0.85%
2016	0.41437	0.116637	0.531007	-4.06%
2017	0.40349	0.114324	0.517814	-2.48%
2018	0.388109	0.112173	0.500282	-3.39%
2019	0.381871	0.106754	0.488625	-2.33%
2020	0.377421	0.103845	0.481266	-1.51%
2021	0.366850	0.103478	0.470328	-2.27%
2022 est	0.36900	0.110195	0.479192	1.88%

Proposed Increase Breakdown	
CPI 5.0%	\$ 309,498.28
New Growth	68,249.76
Adjustment	(154,464.54)
Debt Service	157,788.78
Special Rec	26,679.79
Total	407,752.06

Corporate/Special Revenue Levy \$ 7,114,860.29 Subject to truth in taxation \$ 6,864,897.01 \$ 249,963.28 3.641%

CRYSTAL LAKE PARK DISTRICT Operating Coverage - Half

									Non-Tax Levy Funds	
	Corporate	Recreation	IMRF	Liability	Audit	Natural History	Special Recreation	Debt Service	GLC	Racket Club
	Fund Balance - Required Percent of Expenses									
Revised Minimum	30%	25%	10%	10%	10%	20%	10%	N/A	20%	20%
FY 19/20 Actual										
Total Expenses	3,960,695	3,663,231	356,791	189,504	20,000	296,869	777,056	2,076,453	120,105	991,385
Required Fund Balance	1,188,209	3,538,511	35,679	18,950	2,000	59,374	77,706	N/A	24,021	198,277
Ending Fund Balance	3,940,455	2,391,299	306,553	201,378	14,563	155,488	130,531	306,788	106,152	103,325
Actual Percent of Exp	99.5%	65.3%	85.9%	106.3%	72.8%	52.4%	16.8%	14.8%	88.4%	10.4%
FY 20/21 Actual										
Total Expenses	3,426,649	2,805,724	427,063	182,460	19,410	247,178	422,506	1,115,544	92,497	914,209
Required Fund Balance	1,027,995	701,431	42,706	18,246	1,941	49,436	42,251	N/A	18,499	182,842
Ending Fund Balance	5,087,907	1,854,153	290,646	152,176	8,140	180,846	275,205	(692,185)	119,619	104,657
Actual Percent of Exp	148.5%	66.1%	68.1%	83.4%	41.9%	73.2%	65.1%	-62.0%	129.3%	11.4%
FY 21/22 Actual										
Total Expenses	4,068,893	3,461,382	406,182	181,439	21,070	299,963	538,594	1,299,187	80,391	1,026,329
Required Fund Balance	1,220,668	865,346	40,618	18,144	2,107	59,993	53,859	N/A	16,078	205,266
Ending Fund Balance	4,548,424	2,423,208	321,130	140,693	5,056	187,115	387,183	(803,266)	198,924	244,975
Actual Percent of Exp	111.8%	70.0%	79.1%	77.5%	24.0%	62.4%	71.9%	-61.8%	247.4%	23.9%
FY 22/23 Budgeted										
Total Expenses	7,269,349	4,940,445	381,000	198,985	24,750	416,056	649,000	2,209,111	248,821	1,192,916
Required Fund Balance	2,180,805	1,235,111	38,100	19,899	2,475	83,211	64,900	N/A		
Est. Ending Fund Balance	2,467,352	1,690,298	105,882	107,646	5,347	111,862	401,785	(760,822)	121,894	272,351
Actual Percent of Exp	33.9%	34.2%	27.8%	54.1%	21.6%	26.9%	61.9%	-34.4%	49.0%	22.8%
FY 23/24 Projected										
Total Expenses	7,194,316	5,598,800	396,240	221,454	24,080	473,024	689,930	1,213,601	No data available	
Required Fund Balance	2,158,295	1,399,700	39,624	22,145	2,408	94,605	68,993	N/A		
Est. Ending Fund Balance	(491,964)	(7,753)	9,642	22,692	6,267	(162)	413,466	(760,822)		
Actual Percent of Exp	-6.8%	-0.1%	2.4%	10.2%	26.0%	0.0%	59.9%	-62.7%		

CRYSTAL LAKE PARK DISTRICT

2022 Proposed Levy-All Funds **Flat with New Growth**

Capped	Ceiling Rate	Maximum Levy (Tax Ceiling)	Projected Beg Fund Bal	Projected 2023/24 Expenses	Non-Tax Revenue	Need Amount	Proposed 2022 Levy	Projected Yr End Fund Balance	Minimum Op Coverage (per Fund Bal Policy)	2021 Extension	Increase (Decrease)	% Change
Corporate	0.00100	\$ 1,754,028					1,202,500.00			1,165,016.13	37,483.87	3.22%
Addl Corp	0.00250	4,385,071					2,429,500.00			2,400,005.79	29,494.21	1.23%
Total Corporate		\$ 6,139,099	\$ 2,467,352	\$ 7,194,316	\$ 500,000	\$ 6,385,259	\$ 3,632,000.00	\$ (594,964)	\$ 2,158,295	\$ 3,565,021.92	\$ 66,978.08	1.88%
Recreation	0.00120	2,104,834	1,690,298	5,598,800	2,000,000	3,308,202	1,849,500.00	(59,002)	1,399,700	1,775,306.07	74,193.93	4.18%
IMRF			105,882	396,240		329,982	300,000.00	9,642	39,624	385,605.24	(85,605.24)	-22.20%
Liability			107,646	221,454		135,953	136,000.00	22,192	22,145	156,010.42	(20,010.42)	-12.83%
Audit	0.00005	87,701	5,347	24,080		21,141	25,000.00	6,267	2,408	25,006.21	(6.21)	-0.02%
Natural History	0.00070	1,227,820	111,862	473,024	45,000	410,767	315,715.00	(447)	94,605	283,015.65	32,699.35	11.55%
Total Capped			\$ 4,488,387	\$ 13,907,914	\$ 2,545,000	\$ 10,591,304	\$ 6,258,215.00	\$ (616,312)	\$ 3,716,777	\$ 6,189,965.51	\$ 68,249.49	1.10%
							EST Total Maximum Levy for Capped Funds	\$ 6,569,140.00				
Non-Capped												
Special Recreation	0.00040	701,611	401,785	689,930		357,138	701,611.29	413,466	68,993	674,931.50	26,679.79	3.95%
Debt Service			(760,822)	1,213,601			1,213,601.00	(760,822)	N/A	1,055,812.22	157,788.78	14.94%
Total Non-Capped			\$ (359,037)	\$ 1,903,531.00			\$ 1,915,212.29	\$ (347,356)	\$ 68,993	\$ 1,730,743.72	\$ 184,468.57	10.66%
Total			\$ 4,129,350	\$ 15,811,445.00			Total Levy \$ 8,173,427.29			\$ 7,920,709.23	\$ 252,718.06	3.191%

Property Tax Rate History				
Tax Year	Capped Rate	Non Capped Rate	Total	% Change
2015	0.43301	0.120473	0.553483	-0.85%
2016	0.41437	0.116637	0.531007	-4.06%
2017	0.40349	0.114324	0.517814	-2.48%
2018	0.388109	0.112173	0.500282	-3.39%
2019	0.381871	0.106754	0.488625	-2.33%
2020	0.377421	0.103845	0.481266	-1.51%
2021	0.366850	0.103478	0.470328	-2.27%
2022 est	0.36008	0.110195	0.470272	-0.01%

Proposed Increase Breakdown	
CPI 5.0%	\$ 309,498.28
New Growth	68,249.76
Adjustment	(309,498.54)
Debt Service	157,788.78
Special Rec	26,679.79
Total	252,718.06

Corporate/Special Revenue Levy \$ 6,959,826.29 Subject to truth in taxation \$ 6,864,897.01 \$ 94,929.28 1.383%

CRYSTAL LAKE PARK DISTRICT

Operating Coverage - Flat

	Fund Balance - Required Percent of Expenses									Non-Tax Levy Funds	
	Corporate	Recreation	IMRF	Liability	Audit	Natural History	Special Recreation	Debt Service	GLC	Racket Club	
	Revised Minimum	30%	25%	10%	10%	10%	20%	10%	N/A	20%	20%
FY 19/20 Actual											
Total Expenses	3,960,695	3,663,231	356,791	189,504	20,000	296,869	777,056	2,076,453	120,105	991,385	
Required Fund Balance	1,188,209	3,538,511	35,679	18,950	2,000	59,374	77,706	N/A	24,021	198,277	
Ending Fund Balance	3,940,455	2,391,299	306,553	201,378	14,563	155,488	130,531	306,788	106,152	103,325	
Actual Percent of Exp	99.5%	65.3%	85.9%	106.3%	72.8%	52.4%	16.8%	14.8%	88.4%	10.4%	
FY 20/21 Actual											
Total Expenses	3,426,649	2,805,724	427,063	182,460	19,410	247,178	422,506	1,115,544	92,497	914,209	
Required Fund Balance	1,027,995	701,431	42,706	18,246	1,941	49,436	42,251	N/A	18,499	182,842	
Ending Fund Balance	5,087,907	1,854,153	290,646	152,176	8,140	180,846	275,205	(692,185)	119,619	104,657	
Actual Percent of Exp	148.5%	66.1%	68.1%	83.4%	41.9%	73.2%	65.1%	-62.0%	129.3%	11.4%	
FY 21/22 Actual											
Total Expenses	4,068,893	3,461,382	406,182	181,439	21,070	299,963	538,594	1,299,187	80,391	1,026,329	
Required Fund Balance	1,220,668	865,346	40,618	18,144	2,107	59,993	53,859	N/A	16,078	205,266	
Ending Fund Balance	4,548,424	2,423,208	121,130	140,693	5,056	187,115	387,183	(803,266)	198,924	244,975	
Actual Percent of Exp	111.8%	70.0%	29.8%	77.5%	24.0%	62.4%	71.9%	-61.8%	247.4%	23.9%	
FY 22/23 Budgeted											
Total Expenses	7,269,349	4,940,445	381,000	198,985	24,750	416,056	649,000	2,209,111	248,821	1,192,916	
Required Fund Balance	2,180,805	1,235,111	38,100	19,899	2,475	83,211	64,900	N/A			
Est. Ending Fund Balance	2,467,352	1,690,298	105,882	107,646	5,347	111,862	401,785	(760,822)	121,894	272,351	
Actual Percent of Exp	33.9%	34.2%	27.8%	54.1%	21.6%	26.9%	61.9%	-34.4%	49.0%	22.8%	
FY 23/24 Projected											
Total Expenses	7,194,316	5,598,800	396,240	221,454	24,080	473,024	689,930	1,213,601	No data available		
Required Fund Balance	2,158,295	1,399,700	39,624	22,145	2,408	94,605	68,993	N/A			
Est. Ending Fund Balance	(594,964)	(59,002)	9,642	22,192	6,267	(447)	413,466	(760,822)			
Actual Percent of Exp	-8.3%	-1.1%	2.4%	10.0%	26.0%	-0.1%	59.9%	-62.7%			

Combined Corporate Expenses

Fund: 01 - CORPORATE					Parent Budget	Comparison 1 Budget		
Expense	SubAccount	2019-2020 Total Activity	2020-2021 Total Activity	2021-2022 YTD Activity Through Apr	2021-2022 2021-2022	2022-2023 2022-2023	1 + Percent increase *	2023/24 Projection
	510 - SALARIES & WAGES	\$ 1,608,494.50	\$ 1,567,723.96	\$ 1,608,740.23	\$ 1,884,865	\$ 2,050,362	1.04	\$ 2,132,376
	520 - CONTRACTUAL SERVICES	\$ 816,462.37	\$ 549,821.10	\$ 822,878.60	\$ 1,059,489	\$ 1,393,777	1.50	\$ 2,090,666
	530 - COMMODITES	\$ 237,631.21	\$ 227,982.99	\$ 268,434.79	\$ 397,050	\$ 528,262	1.07	\$ 565,240
	540 - INSURANCE	\$ 185,858.90	\$ 190,522.24	\$ 197,110.64	\$ 263,500	\$ 319,850	1.10	\$ 351,835
	550 - UNCAPITALIZED IMPROVEMENTS	\$ 192,809.44	\$ 118,212.73	\$ 233,891.65	\$ 463,830	\$ 636,100	1.07	\$ 680,627
	560 - MAINTENANCE & REPAIRS	\$ 1,819.48	\$ 293.48	\$ -	\$ 2,700	\$ 2,700	1.07	\$ 2,889
	570 - OTHER EXPENSES	\$ 517,916.91	\$ 260,244.06	\$ 1,028,084.82	\$ 1,696,830	\$ 648,635	1.07	\$ 694,039
	590 - BOND & DEBT SERVICES	\$ 372,750.00	\$ 367,600.00	\$ 265,600.00	\$ 265,600	\$ 140,500	2012B bonds	\$ 142,800
		\$ 3,933,742.81	\$ 3,282,400.56	\$ 4,424,740.73	\$ 6,033,864	\$ 5,720,186		\$ 6,660,473
Fund: 11 - AQUATIC								
Expense	SubAccount							
	501 - PROGRAM SALARIES & WAGES	\$ 9,329.74	\$ 516.76	\$ 14,536.42	\$ 9,180	\$ 23,447	1.04	\$ 24,385
	502 - PROGRAM CONTRACTUAL SERVICES	\$ -	\$ -	\$ -	\$ 708	\$ 2,610	1.50	\$ 3,915
	503 - PROGRAM COMMODITES	\$ 2,393.88	\$ 580.00	\$ 3,093.47	\$ 2,144	\$ 2,050	1.07	\$ 2,194
	510 - SALARIES & WAGES	\$ 187,294.48	\$ 123,478.09	\$ 216,145.57	\$ 233,729	\$ 289,596	1.04	\$ 301,180
	520 - CONTRACTUAL SERVICES	\$ 3,536.01	\$ 8,256.26	\$ 13,733.62	\$ 15,250	\$ 5,200	1.50	\$ 7,800
	530 - COMMODITES	\$ 12,370.27	\$ 8,319.75	\$ 19,210.13	\$ 29,167	\$ 38,355	1.07	\$ 41,040
	560 - MAINTENANCE & REPAIRS	\$ 23.75	\$ -	\$ -	\$ 1,000	\$ 1,000	1.07	\$ 1,070
	570 - OTHER EXPENSES	\$ 6,746.86	\$ 6,284.43	\$ 10,585.24	\$ 31,940	\$ 28,425	1.07	\$ 30,415
		\$ 221,694.99	\$ 147,435.29	\$ 277,304.45	\$ 323,118	\$ 390,683		\$ 411,998
Fund: 12 - FOOD SERVICE								
Expense	SubAccount							
	510 - SALARIES & WAGES	\$ 27,728.71	\$ 14,561.86	\$ 37,568.45	\$ 42,974	\$ 42,555	1.04	\$ 44,257
	520 - CONTRACTUAL SERVICES	\$ 2,930.46	\$ 2,935.14	\$ 3,619.60	\$ 3,200	\$ 3,700	1.50	\$ 5,550
	530 - COMMODITES	\$ 77,675.46	\$ 25,178.64	\$ 76,840.89	\$ 63,650	\$ 66,175	1.07	\$ 70,807
	560 - MAINTENANCE & REPAIRS	\$ -	\$ -	\$ -	\$ -	\$ -	1.07	\$ -
	570 - OTHER EXPENSES	\$ 119.25	\$ 16.28	\$ (210.09)	\$ 50	\$ 1,150	1.07	\$ 1,231
		\$ 108,453.88	\$ 42,691.92	\$ 117,818.85	\$ 109,874	\$ 113,580		\$ 121,845
Combined Corp Projection								\$ 7,194,316

* Wage pool 4% Contractual 50% All others CPI 7%

All Other Funds Expenses

					Parent Budget	Comparison 1		
		2019-2020	2020-2021	2021-2022	2021-2022	2022-2023	1 + Percent	2023/24
		Total Activity	Total Activity	YTD Activity	2021-2022	2022-2023	increase *	Projection
				Through Apr				
Fund: 02 - RECREATION								
Expense	SubAccount							
	501 - PROGRAM SALARIES & WAGES	\$ 933,890.43	\$ 639,202.23	\$ 939,192.73	\$ 965,623	\$ 1,175,496	1.04	\$ 1,222,516
	502 - PROGRAM CONTRACTUAL SERVICES	\$ 483,403.16	\$ 209,504.26	\$ 388,136.64	\$ 410,623	\$ 510,483	1.50	\$ 765,725
	503 - PROGRAM COMMODITES	\$ 106,552.83	\$ 41,775.56	\$ 114,039.25	\$ 120,980	\$ 167,325	1.07	\$ 179,038
	510 - SALARIES & WAGES	\$ 1,351,644.89	\$ 1,258,984.39	\$ 1,286,934.74	\$ 1,563,015	\$ 1,692,885	1.04	\$ 1,760,600
	520 - CONTRACTUAL SERVICES	\$ 263,941.23	\$ 232,167.33	\$ 296,133.58	\$ 317,163	\$ 379,708	1.50	\$ 569,562
	530 - COMMODITES	\$ 152,655.69	\$ 98,441.79	\$ 112,592.15	\$ 215,900	\$ 219,181	1.07	\$ 234,524
	540 - INSURANCE	\$ 308,669.41	\$ 285,087.92	\$ 284,290.85	\$ 403,260	\$ 526,432	1.10	\$ 579,075
	550 - UNCAPITALIZED IMPROVEMENTS	\$ 29,125.73	\$ 34,658.00	\$ 30,221.57	\$ 60,193	\$ 138,860	1.07	\$ 148,580
	560 - MAINTENANCE & REPAIRS	\$ -	\$ -	\$ 121.93	\$ -	\$ 60,000	1.07	\$ 64,200
	570 - OTHER EXPENSES	\$ 308,348.64	\$ 5,897.64	\$ 14,706.20	\$ 39,425	\$ 70,075	1.07	\$ 74,980
		\$ 3,938,232.01	\$ 2,805,719.12	\$ 3,466,369.64	\$ 4,096,181	\$ 4,940,445		\$ 5,598,800
Fund: 03 - IMRF								
Expense	SubAccount							
	520 - CONTRACTUAL SERVICES	\$ 356,790.78	\$ 427,063.19	\$ 406,181.75	\$ 437,000	\$ 381,000	1.04	\$ 396,240
								(wage related exp)
Fund: 04 - LIABILITY								
Expense	SubAccount							
	520 - CONTRACTUAL SERVICES	\$ 3,020.00	\$ 1,200.00	\$ 3,525.00	\$ 6,500	\$ 6,500	1.50	\$ 9,750
	530 - COMMODITES	\$ 65.00	\$ 90.00	\$ -	\$ 1,000	\$ 1,000	1.07	\$ 1,070
	540 - INSURANCE	\$ 186,419.35	\$ 181,170.45	\$ 177,913.80	\$ 178,500	\$ 191,485	1.10	\$ 210,634
		\$ 189,504.35	\$ 182,460.45	\$ 181,438.80	\$ 186,000	\$ 198,985		\$ 221,454
Fund: 05 - BOND & INTEREST								
Expense	SubAccount							
	570 - OTHER EXPENSES	\$ -	\$ 92,835.00	\$ -	\$ -	\$ -	1.07	\$ -
	590 - BOND & DEBT SERVICES	\$ 2,076,452.58	\$ 1,102,343.89	\$ 2,281,751.67	\$ 2,281,552	\$ 2,209,111	roll over	\$ 1,213,601

* Wage pool 4% Contractual 50% All others CPI 7%

All Other Funds Expenses

					Parent Budget	Comparison 1		
		2019-2020	2020-2021	2021-2022	2021-2022	2022-2023	1 + Percent	2023/24
		Total Activity	Total Activity	YTD Activity	2021-2022	2022-2023	increase *	Projection
				Through Apr	2021-2022	2022-2023		
Fund: 06 - AUDIT								
Expense	SubAccount							
	520 - CONTRACTUAL SERVICES	\$ 20,000.00	\$ 19,410.00	\$ 21,070.00	\$ 25,410	\$ 24,750	contract exp	\$ 24,080
Fund: 07 - SPECIAL RECREATION								
Expense	SubAccount							
	510 - SALARIES & WAGES	\$ 112,731.87	\$ 37,744.56	\$ 141,942.25	\$ 100,000	\$ 150,000	1.04	\$ 156,000
	570 - OTHER EXPENSES	\$ 664,323.40	\$ 384,761.27	\$ 396,651.86	\$ 530,000	\$ 499,000	1.07	\$ 533,930
		\$ 777,055.27	\$ 422,505.83	\$ 538,594.11	\$ 630,000	\$ 649,000		\$ 689,930
							levy ceiling	\$ 701,611
Fund: 08 - NATURAL HISTORY								
Expense	SubAccount							
	501 - PROGRAM SALARIES & WAGES	\$ 14,197.54	\$ 12,615.58	\$ 11,865.36	\$ 22,400	\$ 23,050	1.04	\$ 23,972
	502 - PROGRAM CONTRACTUAL SERVICES	\$ 200.00	\$ -	\$ 200.00	\$ 700	\$ 700	1.50	\$ 1,050
	503 - PROGRAM COMMODITES	\$ 4,016.21	\$ 2,215.79	\$ 5,119.85	\$ 6,040	\$ 6,090	1.07	\$ 6,516
	510 - SALARIES & WAGES	\$ 168,111.68	\$ 158,548.78	\$ 198,039.00	\$ 205,296	\$ 212,905	1.04	\$ 221,421
	520 - CONTRACTUAL SERVICES	\$ 25,955.89	\$ 10,987.75	\$ 11,341.37	\$ 12,790	\$ 75,450	1.50	\$ 113,175
	530 - COMMODITES	\$ 11,652.82	\$ 7,387.12	\$ 14,590.16	\$ 22,100	\$ 20,586	1.07	\$ 22,027
	540 - INSURANCE	\$ 68,249.99	\$ 53,971.10	\$ 55,448.43	\$ 66,000	\$ 72,600	1.10	\$ 79,860
	550 - UNCAPITALIZED IMPROVEMENTS	\$ 3,882.03	\$ 909.37	\$ 2,607.24	\$ 2,750	\$ 2,750	1.07	\$ 2,943
	570 - OTHER EXPENSES	\$ 603.29	\$ 543.40	\$ 750.53	\$ 1,925	\$ 1,925	1.07	\$ 2,060
		\$ 296,869.45	\$ 247,178.89	\$ 299,961.94	\$ 340,001	\$ 416,056		\$ 473,024

* Wage pool 4% Contractual 50% All others CPI 7%

All Other Funds Expenses

					Parent Budget	Comparison 1 Budget	1 + Percent increase *	2023/24 Projection
		2019-2020 Total Activity	2020-2021 Total Activity	2021-2022 YTD Activity Through Apr	2021-2022 2021-2022	2022-2023 2022-2023		
Non Tax Levy Funds								
Fund: 16 - CAPITAL PROJECTS								
Expense	SubAccount							
	520 - CONTRACTUAL SERVICES	\$ 59,371.24	\$ 59,509.05	\$ 138,165.47	\$ 195,000	\$ 265,350	1.50	\$ 398,025
	570 - OTHER EXPENSES	\$ 945,281.59	\$ 517,147.63	\$ 1,290,293.71	\$ 2,533,500	\$ 3,864,400	1.07	\$ 4,134,908
		\$ 1,004,652.83	\$ 576,656.68	\$ 1,428,459.18	\$ 2,728,500	\$ 4,129,750		\$ 4,532,933
Fund: 19 - DRIVING RANGE								
Expense	SubAccount							
	510 - SALARIES & WAGES	\$ 35,179.86	\$ 31,296.73	\$ 40,999.39	\$ 44,685	\$ 47,700	1.04	\$ 49,608
	520 - CONTRACTUAL SERVICES	\$ 16,749.57	\$ 14,768.51	\$ 19,500.01	\$ 20,120	\$ 21,300	1.50	\$ 31,950
	530 - COMMODITES	\$ 6,420.35	\$ 7,482.33	\$ 7,573.82	\$ 12,530	\$ 13,760	1.07	\$ 14,723
	550 - UNCAPITALIZED IMPROVEMENTS	\$ 54,072.55	\$ 33,826.07	\$ 4,793.99	\$ 7,250	\$ 151,161	1.07	\$ 161,742
	560 - MAINTENANCE & REPAIRS	\$ 5,765.46	\$ 4,013.71	\$ 850.51	\$ 7,500	\$ 5,750	1.07	\$ 6,153
	570 - OTHER EXPENSES	\$ 1,737.23	\$ 1,108.48	\$ 6,670.41	\$ 6,602	\$ 9,150	1.07	\$ 9,791
	580 - PRO SHOP	\$ 179.55	\$ -	\$ -	\$ -	\$ -	1.07	\$ -
		\$ 120,104.57	\$ 92,495.83	\$ 80,388.13	\$ 98,687	\$ 248,821		\$ 273,966
Fund: 20 - RACKET CLUB								
Expense	SubAccount							
	501 - PROGRAM SALARIES & WAGES	\$ 4,289.02	\$ 3,662.15	\$ 6,371.03	\$ 7,305	\$ 8,775	1.04	\$ 9,126
	503 - PROGRAM COMMODITES	\$ 1,456.04	\$ 139.00	\$ 1,698.63	\$ 1,750	\$ 500	1.07	\$ 535
	510 - SALARIES & WAGES	\$ 633,507.77	\$ 635,122.61	\$ 718,962.59	\$ 771,394	\$ 783,611	1.04	\$ 814,955
	520 - CONTRACTUAL SERVICES	\$ 103,939.51	\$ 91,448.09	\$ 103,407.40	\$ 159,715	\$ 162,675	1.50	\$ 244,013
	530 - COMMODITES	\$ 26,463.75	\$ 20,144.75	\$ 33,974.15	\$ 48,410	\$ 44,254	1.07	\$ 47,352
	540 - INSURANCE	\$ 127,279.42	\$ 81,747.91	\$ 77,471.63	\$ 82,500	\$ 99,000	1.10	\$ 108,900
	550 - UNCAPITALIZED IMPROVEMENTS	\$ 3,948.22	\$ 2,307.17	\$ 1,069.44	\$ 2,600	\$ 750	1.07	\$ 803
	560 - MAINTENANCE & REPAIRS	\$ 44,454.24	\$ 46,611.93	\$ 33,330.51	\$ 69,200	\$ 53,450	1.07	\$ 57,192
	570 - OTHER EXPENSES	\$ 2,296.53	\$ 846.76	\$ 1,585.89	\$ 4,175	\$ 4,175	1.07	\$ 4,467
	580 - PRO SHOP	\$ 43,753.56	\$ 32,169.99	\$ 48,457.47	\$ 42,988	\$ 35,726	1.07	\$ 38,227
		\$ 991,388.06	\$ 914,200.36	\$ 1,026,328.74	\$ 1,190,037	\$ 1,192,916		\$ 1,325,569

* Wage pool 4% Contractual 50% All others CPI 7%

MINUTES of a regular public meeting of the Board of Park Commissioners of the Crystal Lake Park District, McHenry County, Illinois, held at the Administrative Office, One East Crystal Lake Avenue, Crystal Lake, Illinois, in said Park District at 6:30 o'clock P.M., on the 20th day of October, 2022.

* * *

The meeting was called to order by the President and upon the roll being called, Cathy Cagle, the President, and the following Park Commissioners were physically present at said location: _____

_____ .

The following Park Commissioners were allowed by a majority of the members of the Board of Park Commissioners in accordance with and to the extent allowed by rules adopted by the Board of Park Commissioners to attend the meeting by video or audio conference: _____

No Park Commissioner was not permitted to attend the meeting by video or audio conference.

The following Park Commissioners were absent and did not participate in the meeting in any manner or to any extent whatsoever: _____

The President announced that the Board of Park Commissioners next would consider the adoption of an ordinance authorizing the issuance of general obligation alternate bonds and directing the publication of a notice setting forth the determination of the Board to issue such bonds for the payment of land condemned or purchased for parks, for the building, maintaining, improving and protecting of the same and the existing land and facilities of the District and for the payment of the expenses incident thereto.

Whereupon Park Commissioner _____ presented and the Secretary read by title an ordinance as follows, a copy of which was provided to each Park Commissioner prior to said meeting and to everyone in attendance at said meeting who requested a copy:

**NOTICE OF INTENT TO ISSUE BONDS
AND RIGHT TO FILE PETITION**

Notice is hereby given that pursuant to Ordinance No. _____ (the “*Ordinance*”), adopted by the Board of Park Commissioners of the Crystal Lake Park District, McHenry County, Illinois (the “*District*”), on the 20th day of October, 2022, the District intends to issue alternate bonds (the “*Bonds*”), in an aggregate principal amount not to exceed \$6,500,000 for the payment of land condemned or purchased for parks, for the building, maintaining, improving and protecting of the same and the existing land and facilities of the District and for the payment of the expenses incident thereto. The revenue source that will be pledged to the payment of the principal of and interest on the Bonds will be (i) proceeds received by the District from time to time from the issuance of its general obligation bonds or notes to the fullest extent permitted by law, including Section 6-4 of the Park District Code of the State of Illinois, as amended, and Section 15.01 of the Local Government Debt Reform Act of the State of Illinois, as amended, and (ii) property taxes and other revenues collected by the District for Corporate Fund purposes. If such revenue source is insufficient to pay the Bonds, ad valorem property taxes levied upon all taxable property in the District without limitation as to rate or amount are authorized to be extended and collected to pay the principal of and interest on the Bonds. A complete copy of the Ordinance follows this notice.

Notice is hereby further given that a petition signed by 2,858 or more electors of the District, said number of electors being equal to the greater of (i) 7.5% of the number of registered voters in the District or (ii) 200 of those registered voters or 15% of those registered voters, whichever is less, may be submitted to the Secretary of the Board of Park Commissioners of the District (the “*Secretary*”) within thirty (30) days of publication of this notice and the Ordinance asking that the question of the issuance of the Bonds be submitted to referendum. If such petition is filed with the Secretary within thirty (30) days after the date of publication of this notice, an election on the proposition to issue said bonds shall be held on the 28th day of February, 2023, unless none of the voters of the District are scheduled to cast votes for any candidates for nomination for, election to or retention in public office at said election, in which case an election on the proposition to issue said bonds shall be held on the 4th day of April, 2023. The Circuit Court may declare that an emergency referendum should be held prior to either of said election dates pursuant to the provisions of Section 2A-1.4 of the Election Code of the State of Illinois, as amended. If no such petition is filed within said thirty (30) day period, then the District shall thereafter be authorized to issue the Bonds for the purpose hereinabove provided.

Dated this 20th day of October, 2022.

Jason Herbster
Secretary, Board of Park Commissioners,
Crystal Lake Park District,
McHenry County, Illinois

ORDINANCE NO.22.23.12

AN ORDINANCE authorizing the issuance of General Obligation Park Bonds (Alternate Revenue Source) of the Crystal Lake Park District, McHenry County, Illinois, in an aggregate principal amount not to exceed \$6,500,000 for the payment of land condemned or purchased for parks, for the building, maintaining, improving and protecting of the same and the existing land and facilities of the District and for the payment of the expenses incident thereto.

* * *

WHEREAS, the Crystal Lake Park District, McHenry County, Illinois (the "*District*"), is a duly organized and existing Park District created under the provisions of the laws of the State of Illinois, and is now operating under the provisions of the Park District Code of the State of Illinois, as supplemented and amended (the "*Park Code*"); and

WHEREAS, the Board of Park Commissioners of the District (the "*Board*") has determined that it is advisable, necessary and in the best interests of the District to provide for the payment of land condemned or purchased for parks, for the building, maintaining, improving and protecting of the same and the existing land and facilities of the District and for the payment of the expenses incident thereto (the "*Project*"); and

WHEREAS, the estimated cost of the Project, including legal, financial, bond discount, printing and publication costs and other expenses, will be not less than \$6,500,000, and there are insufficient funds on hand and lawfully available to pay such costs; and

WHEREAS, such costs are expected to be paid for from the proceeds of alternate bonds authorized to be issued at this time pursuant to the Local Government Debt Reform Act of the State of Illinois, as amended (the "*Act*"); and

WHEREAS, it is necessary and for the best interests of the District that the District proceed with the Project and in order to raise the funds required therefor it will be necessary for the District to borrow an amount not to exceed \$6,500,000 and in evidence thereof to issue alternate

bonds in an aggregate principal amount not to exceed \$6,500,000, all in accordance with the Act; and

WHEREAS, the revenue source that will be pledged to the payment of the principal of and interest on the alternate bonds will be (i) proceeds received by the District from time to time from the issuance of its general obligation bonds or notes to the fullest extent permitted by law, including Section 6-4 of the Park Code and Section 15.01 of the Act, and (ii) property taxes and other revenues collected by the District for Corporate Fund purposes; and

WHEREAS, if such revenue source is insufficient to pay such alternate bonds, ad valorem property taxes levied upon all taxable property in the District without limitation as to rate or amount, are authorized to be extended and collected to pay the principal of and interest on such alternate bonds:

NOW, THEREFORE, Be It Ordained by the Board of Park Commissioners of the Crystal Lake Park District, McHenry County, Illinois, as follows:

Section 1. Incorporation of Preambles. The Board hereby finds that all of the recitals contained in the preambles to this ordinance are full, true and correct and does incorporate them into this ordinance by this reference.

Section 2. Determination to Issue Bonds. It is necessary and in the best interests of the District to proceed with the Project in accordance with the preliminary plans and estimate of cost as described, and that for such purpose alternate bonds of the District are hereby authorized to be issued and sold from time to time in an aggregate principal amount not to exceed \$6,500,000, known as “General Obligation Park Bonds (Alternate Revenue Source)” of the District and bearing such series designation or designations as may be appropriate (the “Bonds”).

Section 3. Publication. This ordinance, together with a notice in the statutory form, shall be published in the *Northwest Herald*, the same being a newspaper of general circulation in

the District, and if no petition, signed by 2,858 electors, the same being equal to the greater of (i) 7.5% of the number of registered voters in the District or (ii) 200 of those registered voters or 15% of those registered voters, whichever is less, asking that the issuance of the Bonds be submitted to referendum, is filed with the Secretary of the Board within thirty (30) days after the date of the publication of this ordinance and said notice, then the Bonds shall be authorized to be issued.

Section 4. Additional Ordinances. If no petition meeting the requirements of applicable law is filed during the petition period hereinabove referred to, then the Board may adopt additional ordinances or proceedings supplementing or amending this ordinance providing for the issuance and sale of the Bonds and prescribing all the details of the Bonds, so long as the maximum amount of the Bonds as set forth in this ordinance is not exceeded and there is no material change in the Project described herein. Such additional ordinances or proceedings shall in all instances become effective immediately without publication or posting or any further act or requirement. This ordinance, together with such additional ordinances or proceedings, shall constitute complete authority for the issuance of the Bonds under applicable law.

Section 5. Severability. If any section, paragraph, clause or provision of this ordinance shall be held invalid or unenforceable, the invalidity or unenforceability of such section, paragraph, clause or provision shall not affect any of the other provisions of this ordinance.

Section 6. Repealer. All ordinances, resolutions or orders, or parts thereof, in conflict with the provisions of this ordinance are to the extent of such conflict hereby repealed.

Adopted October 20, 2022.

President, Board of Park Commissioners

Attest:

Secretary, Board of Park Commissioners

Park Commissioner _____ moved and Park Commissioner _____ seconded the motion that said ordinance as presented and read by title be adopted.

After a full and complete discussion thereof, the President directed that the roll be called for a vote upon the motion to adopt the ordinance.

Upon the roll being called, the following Park Commissioners voted AYE: _____

and the following Park Commissioners voted NAY: _____

Whereupon the President declared the motion carried and the ordinance adopted, and henceforth did approve and sign the same in open meeting and did direct the Secretary to record the same in full in the records of the Board of Park Commissioners of the Crystal Lake Park District, McHenry County, Illinois, which was done.

Other business not pertinent to the adoption of said ordinance was duly transacted at said meeting.

Upon motion duly made, seconded and carried, the meeting was adjourned.

Secretary, Board of Park Commissioners

STATE OF ILLINOIS)
) SS
COUNTY OF MCHENRY)

CERTIFICATION OF ORDINANCE AND MINUTES

I, the undersigned, do hereby certify that I am the duly qualified and acting Secretary of the Board of Park Commissioners of the Crystal Lake Park District, McHenry County, Illinois (the “Board”), and as such official I am the keeper of the books, records and files of the Board.

I do further certify that the foregoing constitutes a full, true and complete transcript of the minutes of the meeting of the Board held on the 20th day of October, 2022, insofar as same relates to the adoption of Ordinance No. _____ entitled:

AN ORDINANCE authorizing the issuance of General Obligation Park Bonds (Alternate Revenue Source) of the Crystal Lake Park District, McHenry County, Illinois, in an aggregate principal amount not to exceed \$6,500,000 for the payment of land condemned or purchased for parks, for the building, maintaining, improving and protecting of the same and the existing land and facilities of the District and for the payment of the expenses incident thereto.

a true, correct and complete copy of which said ordinance as adopted at said meeting appears in the foregoing transcript of the minutes of said meeting.

I do further certify that the deliberations of the Board on the adoption of said ordinance were taken openly, that the vote on the adoption of said ordinance was taken openly, that said meeting was held at a specified time and place convenient to the public, that notice of said meeting was duly given to all of the news media requesting such notice, that an agenda for said meeting was posted at the location where said meeting was held and at the principal office of the Board at least 48 hours in advance of the holding of said meeting, that at least one copy of said agenda was continuously available for public review during the entire 48-hour period preceding said meeting, that a true, correct and complete copy of said agenda as so posted is attached hereto as *Exhibit A*, that said meeting was called and held in strict accordance with the provisions of the Park District Code of the State of Illinois, as amended, the Open Meetings Act of the State of Illinois, as amended, and the Local Government Debt Reform Act of the State of Illinois, as amended, and that the Board has complied with all of the applicable provisions of said Code and said Acts and its procedural rules in the adoption of said ordinance.

IN WITNESS WHEREOF, I hereunto affix my official signature and the seal of said Park District, this 20th day of October, 2022.

Secretary, Board of Park Commissioners

(SEAL)

PETITION

To the Secretary of the Board of Park Commissioners of the Crystal Lake Park District, McHenry County, Illinois:

We, the undersigned, being registered voters of the Crystal Lake Park District, McHenry County, Illinois, do hereby petition you to cause the following question to be submitted to the voters of said Park District: "Shall the Crystal Lake Park District, McHenry County, Illinois, be authorized to issue \$6,500,000 general obligation alternate bonds for the payment of land condemned or purchased for parks, for the building, maintaining, improving and protecting of the same and the existing land and facilities of the District and for the payment of the expenses incident thereto, as provided for by Ordinance No. _____ adopted by the Board of Park Commissioners of said Park District on the 20th day of October, 2022, with (i) proceeds received by the District from time to time from the issuance of its general obligation bonds or notes to the fullest extent permitted by law, including Section 6-4 of the Park District Code of the State of Illinois, as amended, and Section 15.01 of the Local Government Debt Reform Act of the State of Illinois, as amended, (ii) moneys lawfully available in the District's Corporate Fund and annually appropriated for such purpose and (iii) such other funds of the District as may be lawfully available and annually appropriated for such purpose to be the revenue source to be used to pay the principal of and interest on said bonds unless said proceeds and funds are insufficient to pay said bonds, in which case ad valorem property taxes levied upon all taxable property in said Park District without limitation as to rate or amount are authorized to be extended for such purpose?", and we do hereby further request that said question be certified to the County Clerk of The County of McHenry, Illinois, and submitted to the voters of said Park District at the next election at which said proposition may be submitted to said voters:

SIGNATURE	STREET ADDRESS OR RURAL ROUTE NUMBER	CITY, VILLAGE OR TOWN	
_____	_____	_____	, McHenry County, Illinois
_____	_____	_____	, McHenry County, Illinois
_____	_____	_____	, McHenry County, Illinois
_____	_____	_____	, McHenry County, Illinois
_____	_____	_____	, McHenry County, Illinois
_____	_____	_____	, McHenry County, Illinois
_____	_____	_____	, McHenry County, Illinois
_____	_____	_____	, McHenry County, Illinois
_____	_____	_____	, McHenry County, Illinois

The undersigned, being first duly sworn, deposes and certifies that he or she is at least 18 years of age, his or her residence address is _____ (Street Address), _____ (City, Village or Town), _____ County, _____ (State), that he or she is a citizen of the United States of America, that the signatures on the foregoing petition were signed in his or her presence and are genuine, that to the best of his or her knowledge and belief the persons so signing were at the time of signing said petition registered voters of said Park District and that their respective residences are correctly stated therein.

Signed and sworn to before me this _____ day of _____, 2022.

Notary Public

My commission expires _____

(NOTARY SEAL)



MEMORANDUM

DATE: October 11, 2022
TO: Park Board of Commissioners
FROM: Erik Jakubowski, Superintendent of Park Services
SUBJECT: VA Building Exterior Upgrades

Summary

Three bids were received for Veteran Acres Building exterior upgrades. The buildings included are Oakwoods Lodge, Babe Ruth concession building, and the south restrooms. This remodel will include new siding, roof, and gutters at all buildings. Also included are new windows at Oakwoods Lodge and new skylights at the south restrooms. Bid results are as follows:

Bidder	Total
Dupree Construction	\$99,900.00
CJM Construction	\$108,052.72
Carmichael Construction	\$132,905.00

\$94,000.00 is included in the corporate fund in the FY 2022/23 budget. We have extra funds from the Feinberg fence replacement to cover the difference. This project will take place late Fall/Winter weather dependent.

Recommendation

It is recommended that the Board accept the lowest responsible, responsive bid for the 2022 Veteran Acres Building Exterior Upgrades submitted by Dupree Construction, in the amount of \$99,900.00.

Serving the Residents of Crystal Lake and Lakewood

1 E. Crystal Lake Avenue | Crystal Lake IL 60014 | 815.459.0680

CRYSTALLAKEPARKS.ORG



MEMORANDUM

DATE: October 11, 2022

TO: Park Board of Commissioners

FROM: Erik Jakubowski, Superintendent of Park Services

SUBJECT: Purchase of Used Work Trucks at Area Dealerships

Staff recently received notification that the 2 new Ford Pickup trucks that were approved at the January 2022 board meeting are no longer available. Currently we are in need of trucks and there are not any available for order. Staff would like to use the \$89,200.00 that was previously approved and purchase used trucks that are currently available at area dealerships.

Recommendation

It is recommended that the Board approve staff to spend up to and not exceed \$89,200.00 of used work trucks from area dealerships.

Serving the Residents of Crystal Lake and Lakewood

1 E. Crystal Lake Avenue | Crystal Lake IL 60014 | 815.459.0680

CRYSTALLAKEPARKS.ORG



MEMORANDUM

DATE: October 11, 2022

TO: Park Board of Commissioners

FROM: Erik Jakubowski, Superintendent of Park Services
Kyle Berge, Maintenance Manager

SUBJECT: 1 New Tritoon Veranda Boat

Summary

Staff went out to bid for 1 new Tritoon Veranda Boat. One bid was received for the new Tritoon Veranda Boat. Bid results are as follows:

Bidder	Total
Munson's Marine	\$60,000.00

\$60,000.00 is included in the corporate fund in the FY 2022/23 budget. This boat is available for immediate delivery.

Recommendation

It is recommended that the Board accept the lowest responsible, responsive bid submitted by Munson Marine for 1 new Tritoon Veranda Boat in the amount of \$60,000.00.

Serving the Residents of Crystal Lake and Lakewood

1 E. Crystal Lake Avenue | Crystal Lake IL 60014 | 815.459.0680

CRYSTALLAKEPARKS.ORG

Tri-Toon Boat





MEMORANDUM

DATE: October 18, 2022

TO: Park Board of Commissioners

FROM: Erik Jakubowski, Superintendent of Park Services

SUBJECT: Nature Center Boiler Repair

Summary

The Nature Center Boiler is leaking under the concrete floor inside the building. The Boiler is currently running at reduced capacity which will not be able to handle the colder weather. This in turn is creating extra stress on the boiler itself. This is an unbudgeted expense and per Park District Policy 5.20 Purchasing Policy and Issue of Purchase Orders, all not budgeted expenses over \$4,999.99 must be approved by the Park Board of Commissioners.

Recommendation

It is recommended that the Park Board of Commissioners approve the quote of \$10,221.00 from Sherman Mechanical Inc. to repair the Nature Center Boiler.

Serving the Residents of Crystal Lake and Lakewood

1 E. Crystal Lake Avenue | Crystal Lake IL 60014 | 815.459.0680

CRYSTALLAKEPARKS.ORG



Report to the Board From: Jason Herbster

Date: October 12, 2022

Updates

Grants - The Tourism, Attractions and Festivals Grant and the Open Space Lands Acquisitions (OSLAD) Grant have been submitted ahead of their due dates. A special thank you to Amy Olson for taking on the submittal of the Tourism grant and her involvement in the OSLAD grant process. It was a great team effort and we hope for positive outcomes. The Tourism grant is for an amount up to \$500,000 and the OSLAD grant for as much as \$600,000. Part of the OSLAD submittal process was to have a phone call meeting with the IDNR grant administrator. This was a very positive call and provided some helpful direction with the process.

Lippold Wetland Trails – The maintenance to the Lippold wetland area trails is complete. This maintenance involved the removal of some weeds/grass that grew into the paths, minor leveling along with the addition of crushed limestone in any areas it was needed. Areas in need of rolling were also tended too. To be clear, no paving took place in this process. Paving would involve concrete or asphalt. Staff will continue to monitor and provide maintenance on an ongoing basis as needed.

Comprehensive Master Planning Process – The Comprehensive Master Planning process continues to move along. The statistically valid survey was completed and the first draft provided to staff on October 10, 2022. Staff will take the next week to review and have a meeting with Hitchcock to discuss the results on October 19, 2022. The completion date for the plan has been moved to early February.

Lippold Park Soccer Lights – As previously reported, Superintendents Jakubowski and Reckamp and I met with residents on Thornwood Avenue to view the lights on the football and soccer fields at Lippold Park from their back yard. There were no issues with the football field lights, but the soccer field lights did spill into the football fields, wetlands and property surrounding the park. The neighbors said it is better than the original lights, but still spills further than it should. Staff said they would look into two options – adjusting the lights or looking into a new light similar to the football fields. Staff is in the process of looking for new brackets that can be used with the current lights so they can be possibly adjusted. The current brackets do not allow for any further adjustment. Pricing on new lights has also been requested and that option is in excess of \$100,000.

Serving the Residents of Crystal Lake and Lakewood

1 E. CRYSTAL LAKE AVE CRYSTAL LAKE IL 60014 815.459.0680 CRYSTALLAKEPARKS.ORG

EXPLORE | PLAY | EXPERIENCE

IAPD/IPRA Distinguished Accreditation Committee

Two agency reviews were completed with Freeport Park District taking place on September 7, 2022 and Hoffman Estates Park District taking place on October 4, 2022. Both agencies did well and passed the review process. It was great to visit these Park Districts and learn more about their inner workings and steal a few new ideas!

Chamber of Commerce Ambassador's

I attended my first Chamber of Commerce Ambassadors meeting on September 8, 2022. It was nice to be welcomed by a great group of local business leaders in the community. I also volunteered at the Chamber both at the Business expo that took place on October 1, 2022 at Three Oaks Recreation Area. The event was lightly attended but it was nice to see a few familiar faces and catch up with some old acquaintances.

IPRA Safe Zone Conversation

Close to 40 staff took part in an IPRA Safe Zone Conversation on September 14, 2022 for 2 hours. The topic was racism and overall, this was a good experience and everyone contributed to the conversation. It was great hearing different people's experiences on this topic along with their thoughts. Moving forward, it will be interesting to see how open people are willing to be after this session.

Playground Surfacing Projects

The playground surfacing projects finally wrapped up in mid-September. A meeting with the designers, contractor and subcontractor was held on September 12, 2022 to discuss the work that needed to be redone due to a failed test at Woodcreek. It was agreed that the designer, contractor and subcontractor would cover the cost of this work and the Crystal Lake Park District would cover a portion of the cost of the additional material that would have been necessary had the measurement been correct at the start of the project.

IAPD Election Webinar

On September 14, 2022, I attended an election webinar hosted by IAPD. While much of this was review, it was a worthwhile webinar that provided some good information for local election judges. The session covered all of the forms required to be filed, deadlines, the simultaneous lottery process and other miscellaneous items.

NRPA Conference

I attended the annual NRPA conference in Phoenix September 19-23, 2022. As always the sessions were well done and educational. The opening general session featured Dr. Sanjay Gupta who spoke on what have we learned from the pandemic? The overall theme was that we learned that the outdoors, recreation and socialization are critical and more important than ever. There is great momentum in our field and it needs to continue.

A session on planning for a 21st century park system was very interesting. It focused on public spaces for people, open spaces as the first defense against climate change, equity from the perspective of fairness and all parks treated

the same. Access to parks without borders (entrances, edges, sidewalks, barriers) was an interesting concept that was shared. Public Health and using parks as sanctuaries of sanity and inclusion for all people was stressed. Resilience and sustainability are important looking into the future. Comprehensive Master Planning is necessary to meet the challenges ahead and focus needs to be not on cost but on value.

A session on accessing funds through the Land and Water Conservation Fund was helpful in learning more about that program. The Great American Outdoors Act passed in 2022 permanently funded \$900 million dollars a year for this program. The funds are filtered to the state level and each state through the State Outdoor Comprehensive Plan (SCORP) distributed the fund. The SCORP is the document we would review to initiate the process of trying to secure any funding through this program. Staff will pursue this program to see if we can qualify for any funding.

A strategic approach to providing equitable service to diverse populations with a focus on Hispanic/Latinx communities was an interesting session. With a significant Hispanic population in the community, this session was helpful in creating a better understanding. Some of the takeaways were the Crystal Lake Park District must advocate for engagement, partner with the high schools to hire Hispanic students to work our camps and be lifeguards and use language access hotlines to have conversations if we are unable to do so with the staff on hand.

A session titled The Senseless Divide dealt with Diversity, Equity and Inclusion and was life changing. This session was well done by a Native American who presented in a manner that placed this topic on everyone to improve the situation. It was a different approach in that it helped to identify blind spots for people offending people without even knowing it, while having those who are offended help correct the situation in a positive, meaningful manner.

A session on ADA was attended to gain insight to updates on the law since its inception over 30 years ago and also learn some new best practices. Items like website development taking into consideration color blindness, moving graphics and forms that need to be read by an automated reader. Placing people with disabilities into agency marketing and language in order to create a sense of welcome and belonging with your organization. Reasonable accommodation is no longer an acceptable term, but rather, reasonable modification is appropriate.

A self-help session titled Relaxed Mind, Full Potential: Enhancing Your Work, Performance and Life was focused on addressing what many are experiencing in the world today – one's inability to be effective due to pressure, information

overload, more work than can be accomplished and constant distractions. This session gave some tips to regaining focus to be more effective at work and in life.

Lake Advisory Committee Meeting

A meeting was held on September 27, 2022 with two members of the Lake Advisory Committee to discuss the work that took place on the lake this past summer and thoughts on next year. Funding for a more robust harvesting program is something they are going to focus on. The SPOA is also looking to hire Hey and Associates to provide an opinion on dredging the west end and portions of the Northshore.

Active Adult Bean Bag Baseball

On September 30, 2022, Senator Wilcox attended the Active Adult bean bag baseball event at Grand Oaks Recreation Center. It was great having the Senator visit and talk with many of the participants in the program. He even played a few innings. The participants were appreciative of him stopping by and he seemed to really enjoy himself. I was also able to update the Senator on the two grants we had applied for in recent weeks.



Report to the Board from: Tina Becke, Superintendent of Business Services

Date: October 17, 2022

Audit Report

The audit report and management letter digital files are provided for review prior to the October 20 Board meeting. Lauterbach & Amen will present the audit report and management letter at the Board meeting. The annual financial report will be filed with the State Comptroller after acceptance of the audit and will be submitted for the Government Finance Officers Association's Certificate of Achievement for Excellence in Financial Reporting.

2022 Property Tax Levy

The Assessor Estimated Equalized Assessed Value (EAV) Report for the 2022 tax levy was received late September. While the figures provided by the County are estimates, they are a very valuable tool in preparing the tax levy. Three scenarios were prepared using this Estimated EAV report and the 2021 tax year Final Tax Computation Report. The Property Tax Extension Limitation Law (P-TELL) is in effect for the 2022 Property Tax Levy as the Consumer Price Index

2023/2024 Budget Calendar

A tentative budget calendar is being developed for staff review and input. The Board will receive a copy of this calendar and an opportunity to provide input. The Budget process will kick off for staff after the October 20 board meeting.

2021/22 Budget/YTD Recap

Month end financial reports for the month ending September 30, 2022 are included in the board packets. These statements include the effects of the Audit Adjusting Journal Entries (AJE) for fiscal year ended April 30, 2022.

The **Revenue Producing Funds** report for September 2022 as compared to September 2021 provides a more accurate picture of the District's operation funds. September 2021 was fully operational showing some recovery from the effects of Covid-19 with higher revenues while still minimizing expenses. In September 2022, while the District saw revenues increase, expenses were also higher with the additional programs offered. Year to date, the positive variance in revenues assists in keeping the overall negative variance below 20 percent.

Property Tax Distribution

McHenry County provides a schedule of Tax Receipt Distributions. These are for the dates through October. Ten distributions were received through September 2021 and 2022.

Eighth Distribution	09/06/2022
Ninth Distribution	09/19/2022
Tenth Distribution	10/03/2022
Eleventh Distribution	10/17/2022
Twelfth Distribution	10/31/2022

Received 9/2/2022
Received 9/16/2022
Received 9/30/2022

Settlement Sheet Summary			
Distribution	<u>2022</u>	<u>2021</u>	<u>2020</u>
September	3,386,203.92	3,203,686.63	2,745,601.00
YTD	7,775,041.45	7,674,668.68	6,692,563.66
% of Total from County	98.06%	98.03%	86.97%

Payroll

The first October payday had 209 employees in 2019, 176 employees in 2020, 185 employees in 2021, and 181 employees in 2022. Thirteen employees were reported as new hires for September 2022.

Popular Annual Financial Report

Government Finance Officers Association is pleased to announce that Crystal Lake Park District has received GFOA's Award for Outstanding Achievement in Popular Annual Financial Reporting (PAFR Award) for its Popular Annual Financial Report for the fiscal year ended April 30, 2021.

The Award represents a significant achievement by the entity. In order to be eligible for the PAFR Award, a government must also submit its annual comprehensive financial report to GFOA's Certificate of Achievement for Excellence in Financial Reporting Program and receive the Certificate for the current fiscal year. Each eligible report is reviewed by judges who evaluate the report based on the following categories: reader appeal, understandability, distribution methods, creativity and other elements.

Our Marketing staff prepared the report gathering information from each department. The report will be published for the 2021-22 fiscal year after the Audit for the same fiscal year is accepted.



Government Finance Officers Association

203 North LaSalle Street, Suite 2700

Chicago, Illinois 60601-1210

312.977.9700 fax: 312.977.4806

9/12/2022

Tina Becke
Superintendent of Business Services
Crystal Lake Park District

Dear Tina:

A panel of independent reviewers has completed its examination of your Popular Annual Financial Report (PAFR) submitted to Government Finance Officers Association (GFOA). We are pleased to notify you that your PAFR for the fiscal year ended April 30, 2021, has substantially met the requirements of the PAFR Program. In the absence of authoritative standards governing the presentation, these requirements are based on an evaluation of information presented, reader appeal, understandability, distribution, and other elements (such as whether the PAFR is a notable achievement for the government given the government's type and size, and the PAFR's creativity and usefulness). The report received a grade of either partially satisfies, good or excellent in each category weighted at 20% or higher from at least two of the three judges.

Each entity submitting a report to the PAFR Program is provided with confidential comments and suggestions for possible improvements in the subsequent year's presentation. Your comments and suggestions, as well as a "Scoring Summary" form, are included in your electronic award packet. We urge you to carefully consider the suggestions offered by our reviewers as you prepare your next PAFR.

You will also find a PAFR Award enclosed with these results. A current holder of a PAFR Award may include a reproduction of the Award in its immediately subsequent PAFR. A camera-ready copy of your Award is enclosed for that purpose. If you reproduce your Award in your next report, please refer to the enclosed instructions. We hope that appropriate publicity will be given to this notable achievement. A sample news release has been enclosed. First-time recipients will receive a plaque in approximately 10 weeks.

The PAFR Award is valid for one year. To continue your participation in the program, it will be necessary for you to submit your next PAFR to GFOA within six months of the end of your entity's fiscal year.

We appreciate your participation in this program, and we sincerely hope that your example will encourage others in their efforts to achieve and maintain a well-presented PAFR. If we can be of further assistance, please do not hesitate to contact the PAFR Program staff in the Technical Services Center at (312) 977-9700.

Sincerely,

A handwritten signature in black ink, reading "Michele Mark Levine". The signature is written in a cursive, flowing style.

Michele Mark Levine
Director, Technical Services Center



Report to the Board From: Kurt Reckamp, Superintendent of Recreation Programs and Facility Services

Date: October 2022

Fund: 02 - RECREATION	Aug-20	Aug-21	Aug-22	YTD 2020	YTD 2021	YTD 2022
Revenue Total	\$ 119,977	\$ 220,722	\$ 268,007	\$ 956,223	\$ 1,850,410	\$ 2,098,885
Expense Total	\$ 261,882	\$ 377,817	\$ 519,967	\$ 869,429	\$ 1,199,635	\$ 1,689,735
Surplus (Deficit)	\$ (141,905)	\$ (157,095)	\$ (251,960)	\$ 86,794.00	\$ 650,775.00	\$ 409,150.00
Fund 08 - NATURAL HISTORY	Aug-20	Aug-21	Aug-22	YTD 2020	YTD 2021	YTD 2022
Revenue Total	\$ 7,482.00	\$ 12,890.00	\$ 6,306.00	\$ 136,438.00	\$ 165,647.00	\$ 164,032.00
Expense Total	\$ 19,733.00	\$ 22,111.00	\$ 30,690.00	\$ 72,225.00	\$ 88,373.00	\$ 111,449.00
Surplus (Deficit)	\$ (12,251.00)	\$ (9,221.00)	\$ (24,384.00)	\$ 64,213.00	\$ 77,274.00	\$ 52,583.00
Fund: 11 - AQUATIC	Aug-20	Aug-21	Aug-22	YTD 2020	YTD 2021	YTD 2022
Revenue Total	\$ 38,301	\$ 36,809	\$ 27,912	\$ 119,239	\$ 219,694	\$ 229,692
Expense Total	\$ 41,749	\$ 68,185	\$ 122,280	\$ 90,482	\$ 209,555	\$ 316,706
Surplus (Deficit)	\$ (3,448)	\$ (31,376)	\$ (94,368)	\$ 28,757	\$ 10,139	\$ (87,014)
Fund: 12 - FOOD SERVICE	Aug-20	Aug-21	Aug-22	YTD 2020	YTD 2021	YTD 2022
Revenue Total	\$ 14,043	\$ 34,922	\$ 15,539	\$ 27,973	\$ 126,993	\$ 134,903
Expense Total	\$ 8,751	\$ 29,215	\$ 25,988	\$ 21,766	\$ 92,820	\$ 120,043
Surplus (Deficit)	\$ 5,292	\$ 5,707	\$ (10,449)	\$ 6,207	\$ 34,173	\$ 14,860
Fund: 19 - DRIVING RANGE	Aug-20	Aug-21	Aug-22	YTD 2020	YTD 2021	YTD 2022
Revenue Total	\$ 36,155	\$ 28,871	\$ 26,760	\$ 85,793	\$ 142,856	\$ 151,966
Expense Total	\$ 11,221	\$ 13,685	\$ 16,050	\$ 66,137	\$ 54,685	\$ 125,113
Surplus (Deficit)	\$ 24,934	\$ 15,186	\$ 10,710	\$ 19,656	\$ 88,171	\$ 26,853
Fund: 20 - RACKET CLUB	Aug-20	Aug-21	Aug-22	YTD 2020	YTD 2021	YTD 2022
Revenue Total	\$ 86,915	\$ 88,037	\$ 101,498	\$ 221,383	\$ 346,524	\$ 371,497
Expense Total	\$ 73,171	\$ 85,600	\$ 100,786	\$ 258,038	\$ 319,359	\$ 373,301
Surplus (Deficit)	\$ 13,744	\$ 2,437	\$ 712	\$ (36,655)	\$ 27,165	\$ (1,804)

Revenue numbers for our revenue funds continues to be strong. Expenses are up in several funds, with most of that due to minimum wage adjustments and getting multiple projects completed. I remain impressed with the program revenue bounce back we have had post-COVID.

The district continues to be heavily involved in multiple community partnerships. Over the last month we have hosted large athletic events for School Districts D46, D47, D155, and St. Thomas School. We have hosted charity events for On Angels Wings, Service League, Midwest Aussie Rescue, Leukemia and Lymphoma Society, and Alzheimer's Research. Staff were also present at the Johnny Appleseed Festival, and we received many compliments from Downtown Crystal Lake for participating.

Finally, a new community venture we are now part of is YEA – Youth Empowerment Alliance. They are a community coalition of youth serving organizations that invites the voices of McHenry County kids to shape the needs, concerns, strengths and programs within our community. They are a great educational resource for those families that struggle with addition. I attended their most recent meeting and will look to utilize them for upcoming trainings.

Submitted by Athletics/Lippold Park Supervisor Ian Booker

The Crystal Lake Park District hosted the TNT Classic Softball Tournament for the 2nd year in a row on Saturday, September 10th at Lippold Park. The tournament saw jump in participation compared to last year and as a result more money was raised and donated to the Northwestern Memorial Foundation to fight breast cancer. Players enjoyed drinks, food and free prize giveaways including items from the Crystal Lake Park District.

The fall girls' basketball league again had over 100 girls register this year, 13 total teams. This year we added a 2nd/3rd grade division in addition to 4th-6th grade league. In the past the league has struggled to recruit coaches and referees so this year the paradigm was changed to start practices later and play games on Sundays at Prairie Ridge High School. With that simple change all teams have at least one coach and we have referees for all games.

Submitted by Facility Rental Supervisor Lauren Thibodeau

Extremely busy September with weekend rentals at all locations. West Beach is still most popular with showers and Rotary is just as popular with all other family events. September our facilities were host to six Celebration of Life events. It is nice be able to offer the community an affordable option for families to gather.

Working with the Flannel Fest team as I am responsible for the beer garden section. Very thankful for my team as we have been together for eight year-they are very reliable and responsible.

Making sure Main Beach is well organized so transition from hosting events to construction running smoothly. Vendors are lined up for the addition of the bar. We are looking at fee increases for weddings at Main Beach so we can slowly close the gap from where we are currently to where we hope to be in the near future.

I am working with Claire Naughton on color selections for various building interiors as we begin painting some of the interiors. Some need just a fresh coat others need a bit more such as West Beach and Woodscreek.

Submitted by Recreation Supervisor Jennifer Peterson

Seniors: Daily drop-in numbers, Beanbag Baseball and Line Dance numbers remain strong for the month of September. Additionally, a new small group of Bridge players has started meeting at Grand Oaks. This should continue to grow once the word gets out. A new session of Watercolor began with strong numbers. We had a waitlist and had to add another class on Thursday mornings.

Senior Trips: The Four C Notes had 13 participants, Fish Boil had 14 participants and Stockholm Inn and Rockford Casino had 16 participants. Both had a waitlist. Most all of the trips for fall have a waitlist. If I am able to secure additional tickets and/or drivers for these trips. I will add those on the waitlist.

Senior Fitness: Classes have resumed for fall. Move It Shake It Lift It has taken off for the fall with 11 participants. The Fit at 55 and Up continues to be strong. Sit Stand and Swing continues to have lower numbers. We will be changing the location for this class to West Beach in the winter to see if that boosts enrollment.

Fitness: Fall classes started off stronger than summer. I am encouraged that it is picking up slightly but still falling below budget expectations. I am hoping as the weather changes, additional participants will start coming. Kids Yoga ran with a smaller group of 5.

Youth: Chess Scholars had enough to run the first session at Hain House with 6 participants. Additionally, STEAM ran with 8 participants at Woods creek. The other fall youth classes to begin October-December have strong numbers already.

Personal: I attended the MCC Senior Health Fair on 9/16. The event was poorly attended but I was able to connect with Senator Wilcox and ended up setting a time up to come visit my seniors at Grand Oaks with the Beanbag Baseball Group, Watercolor and Mah Jongg Group on 9/30.

I also participated in the NISRA Golf Outing at Randall Oaks Park.

Submitted by Recreation Supervisor Emma Koenig

Dance/Baton: Fall Dance and Baton are well underway. We did not hire any new instructors or a new Cultural Arts Director yet, but we have dedicated instructors that are doing wonderfully with their classes. We consolidated classes from Tuesday nights, and are essentially full for every class except two. All classes ran this season except pre pointe. We are looking to engage the older dancers, as most of our enrollment is at the preschool and early elementary age.

Ballroom & Line Dance: Ballroom is back. And our comeback season is currently running. We have 5 enrolled in the program and are hoping this grows for the Winter/Spring. We have had a lot of success at our two themed dance nights, both Barn Dance Night and Tango Date Night. We will be apply this structure to the Winter/Spring, where we will offer ballroom and line dancing classes, that can then be put to use at Social Dance Nights (each with a new and exciting theme).

Theater: Aladdin Jr. has been practicing for the past 4 weeks. The cast list has been announced, and our young actors are working hard to learn their lines, songs, and

choreography. Miss Kylee Fruin has taken over as our Theater Director, and is doing a wonderful job leading this production. We have also hired Kaitlyn Gray as an additional instructor. Kaitlyn has experience in theater and is currently a thespian at Huntley High School. Our production of Aladdin Jr. will be on December 17th – we are still looking to get into a local school so the students get the experience of performing in a theater.

Art: Art classes are off and running. We have found great success in the Paint Nites (beginner level). We had lots of enrollment for the Charcuterie Board Paint Nite, but not with the Family Project Paint Nite. The images of each month's project was not included in the brochure this session, and we have found that enrollment is higher when we sample what the class will be painting at each event. With this being said, we have the projects shown in the upcoming brochure.

Flannel Fest: Somehow Flannel Fest is only 2 weeks away. The entire team is getting excited for the event and we are finishing last details to prepare for the big day on October 22nd. All outside groups have been hired and confirmed. We will be welcoming professional lumberjacks from Timberworks Lumberjack Shows, musicians from Third Coast Bluegrass, and axe throwing professionals from Axe Legends, multiple food trucks, a balloon artist, and lots more. Staff will be decked out in red flannels, thanks to the Marketing Department, so be sure to come to the event and enjoy the shows (10am-4pm).

Truck or Treat: We have approximately 20 local businesses registered to bring large vehicles and pass out candy at this year's Truck or Treat Event. We are still accepting registration as we approach the end of October. This beloved community event is sure to put smiles on the faces of all trick-or-treaters this Halloween.

Luminaria Walk: We are in the early stages of the Luminaria Walk, but our Mrs. Clause has been secured and we are working to get a local choir to sing Christmas carols. This event is always a huge success, and we look forward to bringing this tradition to the community in early December.

Submitted by Recreation Supervisor Sam Thompson

Extended Time: We have 626 children registered, of which 72 are School District 47 teacher's children. Due to staffing shortages we still 29 on the waitlist. Currently we have 48 participants have some type of diagnosis that could require an inclusion, however we have only 4 Inclusion aides available. We desperately need morning workers and Inclusion aides. If you know any one available, please let Sam know.

Preschool: Preschool Director, Donna MacCrindle, hired two new staff members. Rachel Stevener and Holly Contreras. Rachel is working with the four year olds upstairs five days a week. Holly is working with the three year olds main room on Tuesday and Thursday.

The school year has started very well. The kids are already used to the schedule and are enjoying themselves. We have had a few parents come to school to volunteer. The parents are very happy to be able to see their children in action. We are visited the Nature Center on October 6th and 7th. All classes "Dad's Pumpkin Carving" will be held on October 26th and 27th. The four year olds will be going to Stade's Farm for a field trip on October 21st. We will have a Halloween Parade on October 27th and October 31st. The parade will be done the first thing in the morning.

Submitted by Racket Club Manager Rob Laue

Court Usage

Court Usage (In Hours of Court Time)								
Month	Permanent Court Time	Open Court Time	In-Club League	Private Lesson	Group Lesson	Practice Lane (Paid / PCT Comp)	TOTAL	Usage %
Sept 2022	399	431.5	27	187	364.25	26 / 54	1,408.75	44.5%
Sept 2021	171	321.5	22.5	171	352.75	5 / 37	1,038.75	37.3%
Sept 2020	217.5	347.5	25.5	103.5	304.75	-	998.75	31.9%

What a difference a year makes. Last year's indoor season got underway in the midst of a COVID mask mandate reinstatement, and the numbers told of the consequences. Permanent court time has rebounded pretty strongly now that groups aren't torn over differences of opinion, with over twice the presence as last year. Open court time has been helped by the return of interclub ladies travel team league play. Private lessons are ramping back up as the addition of several key part-time instructors has helped meet more demand. The practice lane is busy enough that careful planning is once again required on the part of customers to assure availability.

New Season Underway: Only a few weeks into the fall indoor class and league season, business is already brisk. Last year's fall session garnered 343 total registrations, but even with the girls high school classes not even starting yet enrollment is already approaching 400. Newly-added classes like pickleball and Thursday afternoon pee wees have been hits. To further underscore how popular tennis is right now, a total of two classes ended up being cancelled for lack of enrollment this fall, by comparison, there were 21 cancellations in 2021, 31 in 2020, 24 in 2019, 24 in 2018, and 20 in 2017. Tennis Director Conni Stinek has been tasked with making the most of the available staffing and court space resources when crafting this season's schedule, and clearly she has.

Finances at a Glance:

Through the first third of the fiscal year, things are looking typical and good with the chief club income streams. Summer rec classes, in their first year held partly at Woodcreek Park and with a beefed-up Spoerl pickleball component, continued their resurgence. Pickleball has also brought in a lot of membership and PCT money thanks to ten permanent reservations this season. As previously stated the group lesson program is very healthy in terms of interest and private lessons should be catching up as additional pro staff gets integrated. Shoes and racket sales are primarily responsible for the 28% rise in pro shop revenue, which supports the general sense that interest and participation are on the upswing.

Fiscal YTD Revenue May - August		
Category	2022	2021
Summer Rec Classes	\$33,489	\$33,749
Membership Dues	\$72,303	\$61,575
PCT	\$25,752	\$22,921
Open Court Time	\$15,726	\$18,530
Private Lessons	\$51,934	\$57,331
Group Lessons	\$119,827	\$110,228
Pickleball Lessons	\$5,002	N/A
Pro Shop	\$26,676	\$20,825

Quick Hits:

- NISRA tennis classes started back up in September and new this year and already very popular is the NISRA pickleball class. Eight players are registered for the inaugural session.
- NITTL ladies travel team matches got underway with five matches already in September.
- The first men's singles scramble of the season was held Friday, September 23 and somewhat surprisingly, drew a big turnout of ten players. Interest seemed to wane last season, but this year there are fewer occasions offered and the time has been moved up an hour to 6 - 8 pm in hopes of generating renewed significance among the gentlemen.
- The season's first round robin mixed doubles mixer took place Saturday, September 17 and was also well-attended, with all 16 spots claimed.

Submitted by Manager of Recreation Facilities Claire Naughton

2022 Fiscal Budget Notes: We have wrapped up both Golf Learning Center, weekend youth softball/baseball tournaments and summer softball. We still have some 5K fundraisers out at Lippold through the fall and fall softball league, otherwise, it is pretty quiet. Although the weather on some of the weekends was not the best for the driving range, beer sales or concessions-we still pulled in good revenue at our seasonal spots.

We have started to really concentrate on setting up the installs of our fall improvements at facilities. Meanwhile-the following improvements have been completed in September:

- Dugout Covers at Boncosky Park are completed
- Golf Learning Center interior has been painted
- Rotary Bldg. (upper and lower level) has been painted
- New armchairs have been delivered to The Racket Club
- Final rendering of The Racket Club Outdoor Court Renovation completed-it is out to bid.
- Frank Repp field at VA has been renovated (60/70 skin infield)

Lippold Park & Veteran's Acres (field rentals): We have wrapped up all of our youth tournaments, only one adult softball tournament and a few 5K's are left. We are presently just over 71,000 through August, 18K more than we did last YTD.

Athletics (Adult/Leagues, ASBB, VB and batting cages): Batting Cages have been busy, we have exceeded our budgeted revenue of \$8,200 (YTD-\$9,750) and we plan to buckle up the cages at end of October. Fall Adult Softball Leagues have started and we are full Tuesday-Friday. Beer garden had also been steady-however, we are now closed for the season. Girl's after-school basketball has started.

Lippold Family Golf Center: We had been steadily busy out at the Golf Learning Center and wrapped it up on Sunday, September 25th. Mini-Golf revenue has surpassed last season's YTD (\$119,826 compared to \$99,405). Concessions, parties and replays are also exceeding last season's revenue at this time. Driving Range is over \$31K through September, we did have to close the range a couple of times on the weekends due the wet conditions. We will open back up in April of 2023.

Food Service: Concessions has been incredibly busy out at Boncosky and have had record weekends. We do not have any more weekend tournaments out at Boncosky, only the fall softball league nights. We are at \$69,272 at Boncosky, compared to \$56,698 from last YTD. We finished up at Main, ending at \$69,332 at Main, compared to \$58,580 from last YTD.

Shelters: Shelter rentals have been steady in month of September-starting to decline as the weather gets colder. We are presently at \$12,412.

Hound Town and Garden Plots: Garden Plot and Hound Town are busy and continue to maintain a steady flow. Our new Dog Obedience program (which started last fall), has really started to pick up. She now gets between 6-9 doggies per session for her classes. We have also introduced a new program - Dog Therapy Class

Submitted by Natural Resources and Interpretative Services Manager John Fiorina

Visitors and Volunteers: Interpretive Services reached a total of 1,333 people during the month of September, which brings the total number of people reached for the 2022 calendar year to 9,768. This was accomplished through 1,190 visitors at the Nature Center and 143 visitors at the Colonel Palmer House during the month of September. For the calendar year the Nature Center has been visited by a total of 7,790 people and the Colonel Palmer House has seen 978 visitors. See report below for additional Nature Center visitation details.

In addition, Interpretive Services staff coordinated 110 hours of volunteer service during the month of September. Natural area volunteers accounted for 74 hours of service and the Colonel Palmer House accounted for 36 hours. This brings the total number of volunteer hours coordinated through Interpretive Services staff for the 2022 calendar year to 1,254. See report below for additional Nature Center volunteer details.

While the hours of service are not yet included in this report, two service projects were completed in the month of September. Maddie O'Reilly of Girl Scout Troop 531 installed five bluebird nest boxes at Woodland Estates Park as part of her Girl Scout Silver Star Award. In addition, Sean Hipelius, a Scout with Scouts BSA Troop 165, installed a three panel kiosk at the Nature Center Trailhead. Several other youth led service projects are in the works for completion this fall or in the coming spring.

Programs: During the month of September Interpretive Services staff provided a total of 24 programs, which reached more than 1,200 people. For the 2022 calendar year 152 programs have reached a total of 5,093 people. Highlights of these programs include the Colonel Palmer House staff participating in the Johnny Appleseed Festival with more than 700 people in attendance and a Palmer House special event, Potato Fest, which drew nearly 60 people to learn about the historic importance of potatoes for German settlers.

Other programs of note include a Pollinator BioBlitz, which resulted in more than 100 people recording nearly 700 plant and insect species throughout our properties, a Cub Scout Fun Day at Veteran Acres, and a Water Resources Field Day. The Water Resources Field Day was done in cooperation with the McHenry County Department of Water Resources and featured a discussion of the geology of Veteran Acres and Sterne's Woods and Fen by Dr. Jason Thomason of the Illinois State Geological Survey.

Other: Benjamin Johnson has resigned his position as Colonel Palmer House Facility Supervisor as of September 10. Ben has accepted a position as a fulltime educator in Wisconsin. Interpretive services staff has stepped in to help keep the museum open to the public and are working to ensure that all upcoming programs are staffed until the position is filled.

The Nature Center has hired a Kellie O'Donnell as a new Nature Center Instructor. Kellie brings with her a wealth of knowledge and will be a wonderful addition to the Interpretive Services team.



Sterne's Woods and Fen Volunteers



Youth Led Service Projects (left: Maddie O'Reilly, Right Sean Hipelius)

The Crystal Lake Park District Nature Center

Visitation Report

	2019	2020	2021	2022
January	862	816	292	0
February	859	0	479	0
March	1,281	0	641	133
April	1,576	0	1012	772
May	2,576	0	718	1,150
June	2,324	26	2027	2,412
July	2,018	408	1558	1,767
August	1,617	468	1204	1,366
September	1,435	289	809	1,190
October	1,747	360	780	0
November	695	173	770	0
December	1,892	1,721	3025	0
Year to Date Total	18,882	4,261	15,336	8,790

Volunteer Report

September	Natural Areas	Nature Center	Misc. Projects	September Totals
Days Worked				10
Number of Volunteers	37	0	0	37
Number of Hours	74	0	0	74

Year To Date	Natural Areas	Nature Center	Misc. Projects	Year to Date Totals
Days Worked				73
Number of Volunteers	247	31	130	408
Number of Work Hours	501	68	265	834

Program Report

	Number of Programs	Percent of Total Programs	Number of Participants	Percent of Total Participants
Birthday	21	16%	323	9%
Cub Scout	11	8%	143	4%
Boy Scout	3	2%	15	0%
Girl Scout	20	15%	177	5%
In District Fieldtrip	11	8%	341	9%
Out-of-District Fieldtrip	11	8%	179	5%
Brochure	30	23%	238	7%
Traveling Naturalist	2	2%	75	2%
Outreach	15	12%	1451	40%
Special Events	6	5%	673	19%
Year to Date Totals	130		3615	

Submitted by Recreation Aquatics Supervisor, Heidi Stolt

Beach Operations: Attached is the Summer Recap sheet that includes admission totals, season pass totals, boat gate keys, and fisherman gate keys sold. Note that some items are accrued.

Overall, this summer went very well and our management team worked really well with each other and the staff. They were on top of daily beach operations, training and safety. Of the 77 staff, 44 were returning staff and 32 were new hires. We had 38 lifeguards this summer and were able to keep Main Beach open until Labor Day weekend. We increased our staff training and it showed with how smooth the summer went. We look forward to next summer and expect a lot of staff to return.

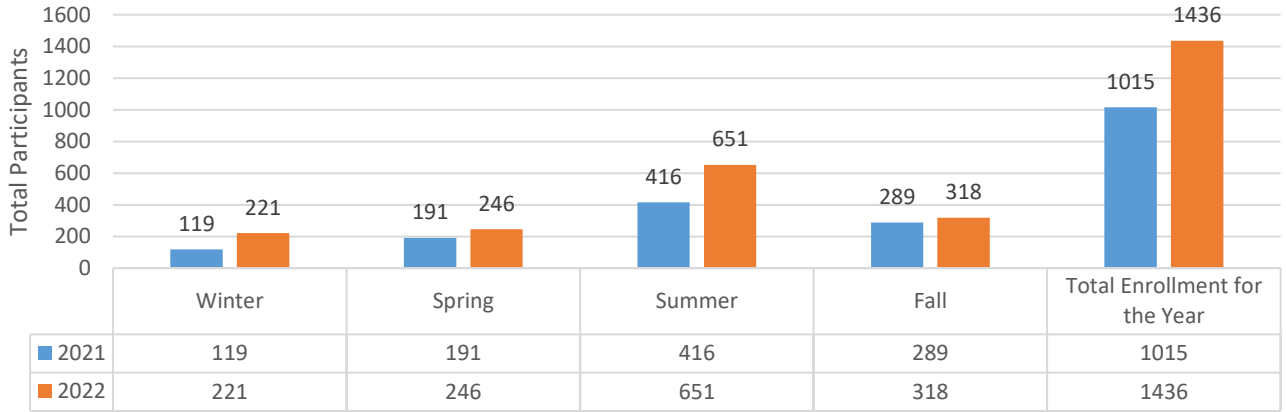
End of summer Aquatic Budget Recap Notes:

- Swim Lessons Revenue is up 27% from last year
- Sailing Instruction Revenue is up substantially by 93%
- Sailboat Boat Rentals are up by a 216%
- Boat Rental Revenue is down 16% from last summer
- Swimming Instruction & Lifeguard Class revenue is up by 27%
- Total students enrolled in swim lessons increased by 13% from 317 student is 2021 to 359 students in 2022
- Main Beach Daily Admissions Revenue increased by \$1,007
- Attendance at Main Beach decreased by 9% (This does not include pass holders or campers)
- Main Beach Resident Admissions decreased by 23%
- Main Beach Non-Resident Admissions increased by 5%
- West Beach Daily Admissions increased by 11%
- Total Attendance at West Beach increased by 7%
- Group rentals are down by 27%
- Fisherman Keys Revenue and # sold are down by 31%

Youth Athletic Programs: This summer we added a new Independent Contractor Skyhawks that offered 4 one week sports camps with a total of 61 participants. Hot Shots Sports class enrollments is strong however we are capped with the number of classes we can offer due to limited indoor options for class times.

Below is a snapshot of total attendance each season the past two years. Note that the fall 2022 enrollment is not complete as we still have classes open for registration.

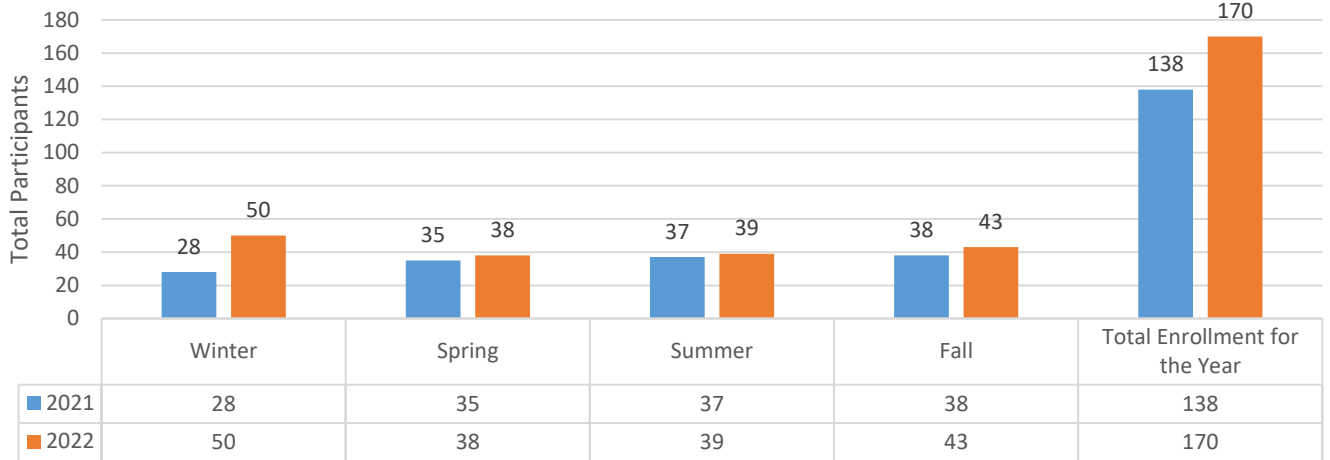
Hot Shots Sports Enrollment



Note: Fall 2022 registration is still active

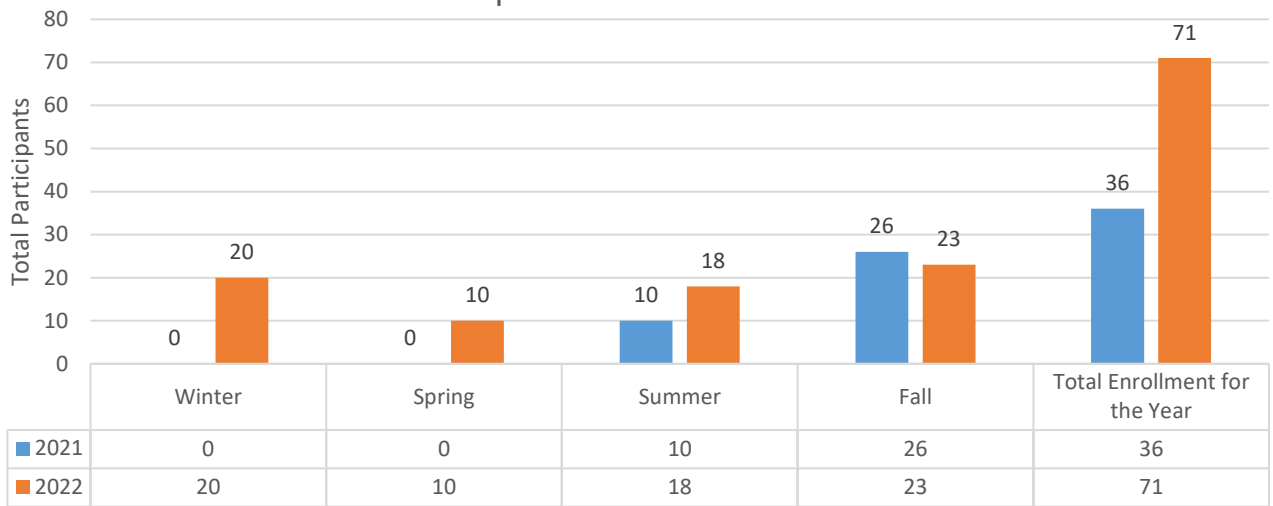
■ 2021 ■ 2022

Shotokan Karate Enrollment



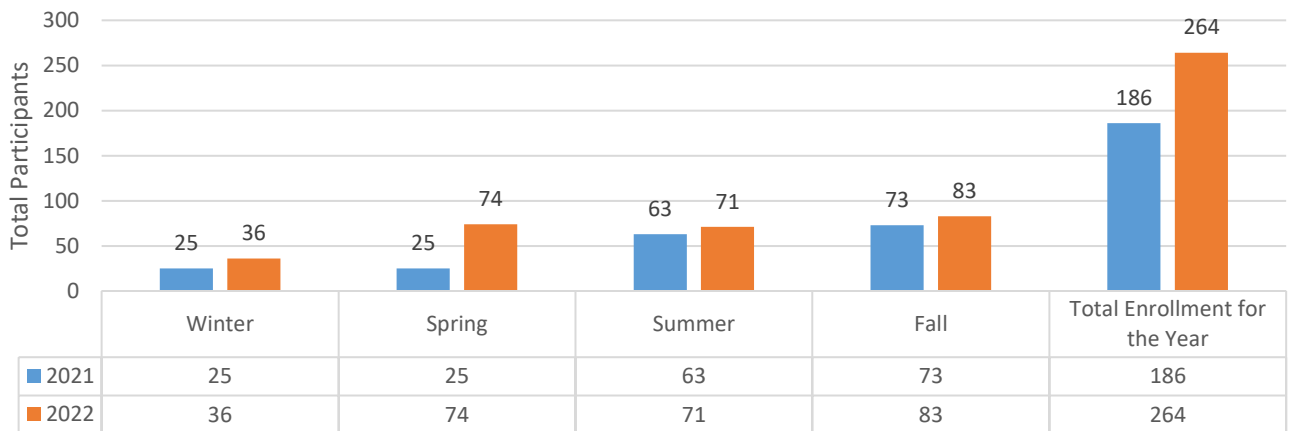
■ 2021 ■ 2022

Hapkido Enrollment



Note: Fall 2022 Registration is still active
■ 2021 ■ 2022

Gymnastics Enrollment



Note: Fall 2022 registration is still active
■ 2021 ■ 2022

Summer Beach Recap - 2022

Main Beach	2017	2018	2019	2020	2021	2022
Resident Daily Admission	\$ 8,082	\$ 11,223	\$ 10,634	\$ 9,838	\$ 12,306	\$ 9,425
Non. Res. Daily Youth/Seniors Admission	\$ 9,544	\$ 14,690	\$ 18,088	\$ 13,909	\$ 26,763	\$ 28,088
Non. Res. Daily Adult Admission	\$ 31,467	\$ 41,592	\$ 47,661	\$ 30,765	\$ 65,523	\$ 68,470
Res. Guests	\$ 129	\$ -	\$ 4,204	\$ 1,804	\$ 3,548	\$ 3,344
Group Rental (2018 included all room rentals)	\$ 5,439	\$ 18,662	\$ 4,570	\$ 350	\$ 7,006	\$ 5,091
Fireworks Admission beginning at 2pm	\$ 14,779	\$ 10,458	\$ 11,986	NA	\$ 19,915	\$ 21,650
TOTAL DAILY ADMISSIONS REVENUE	\$ 69,440	\$ 96,625	\$ 97,143	\$ 56,666	\$ 135,061	\$ 136,068
Approximate Total Attendance*	17,232	20,239	22,733	14,592	26,765	24,436
*Approximate total attendance number is based on Resident, Non-resident Adult, Youth & Senior daily admissions admission, Cardboard Regatta, Monarch & Music numbers not included **						Beach pass

West Beach	2017	2018	2019	2020	2021	2022
Resident Admission	\$ 2,650	\$ 2,505	\$ 2,710	Not Open	\$ 1,769	\$ 1,969
Non. Res. Youth Admission	\$ 739	\$ 746	\$ 800	Not Open	\$ 855	\$ 1,256
Non. Res. Adult Admission	\$ 3,719	\$ 3,795	\$ 3,565	Not Open	\$ 2,670	\$ 2,824
Res. Guests	\$ 22	\$ -	\$ 860	Not Open	\$ 604	\$ 552
Group Rental (2018 included all room rentals)	\$ 224	\$ 7,096	\$ 333	\$ 150	\$ 92	\$ 55
TOTAL DAILY ADMISSIONS REVENUE	\$ 7,354	\$ 14,142	\$ 8,268	\$ 150	\$ 5,990	\$ 6,656
Approximate Total Attendance*	3,093	2,941	3,317	NA	2,245	2,401
*Approximate total attendance number is based on Resident, Non-resident Adult, Youth & Senior daily admissions at Beach pass admission numbers not included						

Beach Passes	2017	2018	2019	2020	2021	2022
Resident Beach Pass Revenue	\$ 6,595	\$ 5,726	\$ 6,356	\$ 903	\$ 6,132	\$ 5,584
# of Resident Beach Passes Sold	942	806	891	90	573	558
Non-Resident Beach Pass Revenue	\$ 1,650	\$ 1,350	\$ 839	Not offered	\$ 1,301	\$ 1,690
Non-Resident Beach Passes Sold	33	26	15	0	20	26
Non-Resident Youth/Senior Beach Pass Revenue	Not offered	Not offered	Not offered	Not offered	\$ 697	\$ 750
# of Non-Resident Youth/Senior Passes Sold	0	0	0	0	14	15
Total Beach Passes Sold	975	832	906	90	608	599

Boat Keys	2017	2018	2019	2020*	2021	2022*
Boat Gate Key Revenue	\$ 31,585	\$ 35,058	\$ 24,853	\$ 36,244	\$ 44,683	\$ 17,830
Boat Gate Keys Sold	421	387	642	1212	621	578*
*Revenue is accrued						

Fisherman Gate Keys	2017	2018	2019	2020	2021	2022
Fisherman Gate Key Revenue	\$ 1,040	\$ 1,213	\$ 1,322	\$ 915	\$ 1,260	\$ 875
Fisherman Gate Keys Sold	42	55	35	33	36	25
**Fisherman Keys will continue to be sold until April 30, 2022						

Dry Storage	2017	2018	2019	2020	2021	2022*
Dry Storage Revenue	\$ 1,058	\$ 1,218	\$ 1,551	\$ 1,335	\$ 2,654	\$ 3,996
Dry Storage Units Sold (max 18 spots prior to 2021)	17	18	18	16	43	41
*2022 - 22 people on the waitlist for kayak/SUP storage						

Boat Rentals	2017	2018	2019	2020	2021	2022
Canoe Rental	\$ 728	\$ 1,330	\$ 520	\$ 1,066	\$ 912	\$ 442
Rowboat Rental	\$ 504	\$ 450	\$ 400	\$ 825	\$ 537	\$ 529
Sailboat Rental	\$ 222	\$ 504	\$ 552	\$ 372	\$ 709	\$ 2,238
Paddle Boat Rental (includes Dragon Boat)	\$ 4,756	\$ 8,833	\$ 6,970	\$ 9,932	\$ 9,746	\$ 7,131
Kayak Rental	\$ 3,004	\$ 5,085	\$ 3,925	\$ 10,362	\$ 6,163	\$ 5,589
Stand -Up Paddle Board Rental	\$ 3,115	\$ 6,618	\$ 6,402	\$ 11,543	\$ 7,238	\$ 5,550
Boat Rental Revenue	\$ 12,329	\$ 22,820	\$ 18,769	\$ 34,099	\$ 25,460	\$ 21,479

Instruction	2017	2018	2019	2020	2021	2022
Sailing Instruction	\$ 1,200	\$ 4,370	\$ 4,555	\$ 845	\$ 2,262	\$ 4,361
Swimming Lessons & Lifeguard Classes	\$ 8,045	\$ 12,885	\$ 17,230	\$ 1,250	\$ 25,035	\$ 28,320
Total Instruction Revenue	\$ 9,245	\$ 17,255	\$ 21,785	\$ 845	\$ 27,297	\$ 34,703



Report to the Board from: Erik Jakubowski, Superintendent of Park Services

Date: October 4th, 2022

Overview of park projects and work performed for the month of October: Staff worked on the following as well as general custodial and maintenance. Garbage pickup all parks. .

Grounds:

- Mowing
- Prepping paths for cross country runs
- Watering of new trees and annuals
- Keeping paths clear for wagon rides

Maintenance:

- Daily inspections: skate park, batting cages, thorguard, mini golf, and splash pads
- Fill cracks on various tennis courts
- Close down Main and West for the season
- Building of new office space at garage

Special Events, Recreation, Affiliate groups & Miscellaneous:

- Replacing banners @ Administration, Barlina, Main & Palmer House
- Cleaning beach and weeding for events at Main and West
- Drive wagon in Johnny Appleseed Fest

Break down of hours Park Services: October 2021 and October 2022

YEAR	2021	2022
BUILDING MAINTENANCE:	12.50	0.00
MAINTENANCE:	815.00	931.50
GROUNDS:	635.50	465.00
CUSTODIAL:	344.00	324.50
MOWING:	527.00	633.00
TRASH PICKUP:	216.50	327.00
VANDALISM:	5.50	2.50
IRRIGATION:	17.00	2.00
WATER LEVEL READINGS: Lake sampling (Hey & Associates)	0.00	13.50
EQUIPMENT MAINTENANCE:	80.50	75.50
TRUCK MAINTENANCE:	47.50	36.50
MISCELLANEOUS:	83.00	82.00
AFFILIATE GROUPS:	0.00	0.00
SAFETY TRAINING:	14.00	24.00
Weekly Hours	2,798.00	2,917.00
Weekend/Holiday Hours	92.00	140.50
Custodial Weekend/Holiday	68.50	56.00
Weekend/Holiday hours	160.50	196.50
<u>Inspection Hours:</u>		
BUILDINGS	64.50	58.50
GROUNDS & DOG PARK GROUNDS	35.00	36.50
PLAYGROUNDS/TENNIS COURTS/EXERCISE EQUIPMENT	64.50	156.50
BATTING CAGES/DAILY	39.00	54.50
SKATE PARK	26.00	28.00
TOTAL INSPECTION HOURS	229.00	334.00
TOTAL HOURS/MONTH	3,187.50	3,447.50

BUILDING MAINTENANCE / CONSTRUCTION & PAINTING

(Inspections & trash pick-up hours are noted in black also)

MAINTENANCE: CUSTODIAL: GROUNDS: MOWING: VANDALISM: WEEKEND:

ADMINISTRATION CENTER:	0.00	CUSTODIAL	41.50
MAINTENANCE	12.00	GROUNDS	14.50

MOWING	5.00
<i>Building inspection</i>	3.00
<i>Grounds inspection</i>	0.50
TRASH PICK UP	0.00
VANDALISM	0.00
TOTAL HOURS:	76.50

MOWING	17.00
<i>Grounds inspection</i>	0.50
<i>Playground inspection</i>	5.00
TRASH PICK UP	4.00
VANDALISM	0.00
TOTAL HOURS:	26.50

ASBURY PARK:

MAINTENANCE	0.00
GROUNDS	6.00
MOWING	0.00
<i>Grounds inspection</i>	0.50
<i>Playground inspection</i>	1.50
TRASH PICK UP	6.00
VANDALISM	0.00
TOTAL HOURS:	14.00

CRESS CREEK PROPERTY:

MAINTENANCE	0.00
GROUNDS	0.00
MOWING	4.00
<i>Grounds inspection</i>	0.50
TRASH PICK UP	0.00
VANDALISM	0.00
TOTAL HOURS:	4.50

BRIGHTON OAKS:

MAINTENANCE	6.50
GROUNDS	21.00
MOWING	0.00
<i>Grounds inspection</i>	0.50
<i>Playground inspection</i>	9.00
TRASH PICK UP	6.00
VANDALISM	0.00
TOTAL HOURS:	43.00

DELLA STREET PARK:

MAINTENANCE	0.00
GROUNDS	18.00
MOWING	0.00
<i>Grounds inspection</i>	0.50
<i>Playground inspection</i>	12.50
TRASH PICK UP	4.00
VANDALISM	0.00
TOTAL HOURS:	35.00

BUTTERNUT PRESERVE:

MAINTENANCE	0.00
GROUNDS	0.00
MOWING	0.00
<i>Grounds inspection</i>	0.50
TRASH PICK UP	6.00
VANDALISM	0.00
TOTAL HOURS:	6.50

FEINBERG PARK:

MAINTENANCE	0.00
GROUNDS	12.00
MOWING	0.00
<i>Grounds inspection</i>	0.50
<i>Playground inspection</i>	1.50
TRASH PICK UP	4.00
VANDALISM	0.00
TOTAL HOURS:	18.00

CANTERBURY:

MAINTENANCE	0.00
GROUNDS	0.00

FETZNER PARK:

MAINTENANCE	0.00
--------------------	------

GROUNDS 0.00
MOWING 20.00
Grounds inspection 0.50
Playground inspection 1.50
 TRASH PICK UP 5.00
VANDALISM 0.00
TOTAL HOURS: 27.00

FOUR COLONIES:

MAINTENANCE 0.00
GROUNDS 0.00
MOWING 25.50
Grounds inspection 0.50
Playground inspection 1.50
 TRASH PICK UP 6.00
VANDALISM 0.00
TOTAL HOURS: 33.50

GRAND OAKS:

0.00
MAINTENANCE 19.50
CUSTODIAL 37.00
GROUNDS 0.00
MOWING 0.00
Building inspection 3.00
Grounds inspection 0.50
 TRASH PICK UP 6.00
VANDALISM 0.00
TOTAL HOURS: 69.00

HAMPTON PARK:

MAINTENANCE 0.00
GROUNDS 0.00
MOWING 10.50
Grounds inspection 0.50
 TRASH PICK UP 0.00
VANDALISM 0.00
TOTAL HOURS: 11.00

HIDDEN POND:

MAINTENANCE 0.00
GROUNDS 0.00

MOWING 0.00
Grounds inspection 0.50
 TRASH PICK UP 0.00
VANDALISM 0.00
TOTAL HOURS: 0.50

HILLFARM:

MAINTENANCE 0.00
GROUNDS 0.00
MOWING 22.50
Building inspection Barn 1.00
Grounds inspection 0.50
 TRASH PICK UP 5.00
VANDALISM 0.00
TOTAL HOURS: 29.00

BARLINA HOUSE:

0.00
MAINTENANCE 17.00
CUSTODIAL 38.00
GROUNDS 24.50
Building inspection 1.50
Playground inspection 1.00
 TRASH PICK UP 1.00
VANDALISM 0.00
TOTAL HOURS: 83.00

POLICE HOUSE:

0.00
MAINTENANCE 0.00
CUSTODIAL 2.00
GROUNDS 0.00
Building inspection 1.00
 TRASH PICK UP 4.00
VANDALISM 0.00
TOTAL HOURS: 7.00

INDIAN PRAIRIE:

0.00
MAINTENANCE 23.50
GROUNDS 0.00

MOWING 15.00
Building inspection 0.00
Grounds inspection 0.50
 TRASH PICK UP 4.00
VANDALISM 0.00
TOTAL HOURS: 43.00

GROUNDS 0.00
MOWING 0.00
Grounds inspection 0.50
Playground inspection 3.00
 TRASH PICK UP 4.00
VANDALISM 0.00
TOTAL HOURS: 12.50

KEN BIRD

MAINTENANCE 0.00
GROUNDS 0.00
MOWING 18.50
Grounds inspection 0.50
Playground inspection 1.50
 TRASH PICK UP 5.00
VANDALISM 0.00
TOTAL HOURS: 25.50

LIPPOLD PARK

MAINTENANCE 19.50
GROUNDS 119.50
MOWING / MISC. WEEK 297.00
Grounds inspection 1.00
Playground inspection 2.00
Exercise equipment inspection 0.50
 TRASH PICK UP 24.00
VANDALISM 0.00
TOTAL HOURS: 472.50

KNAACK PARK

MAINTENANCE 2.00
GROUNDS 0.00
MOWING 0.00
Grounds inspection 0.50
Playground inspection 2.50
 TRASH PICK UP 5.00
VANDALISM 0.00
TOTAL HOURS: 10.00

LIPPOLD BATTING CAGES:

MAINTENANCE 1.00
GROUNDS 0.00
Inspections 54.50
 TRASH PICK UP 0.00
VANDALISM 0.00
TOTAL HOURS: 55.50

LADD PARK

MAINTENANCE 2.00
GROUNDS 1.50
MOWING 0.00
Grounds inspection 0.50
Playground inspection 1.00
 TRASH PICK UP 7.00
VANDALISM 2.00
TOTAL HOURS: 14.00

LIPPOLD BONCOSKY COMPLEX

MAINTENANCE 17.00
CUSTODIAL 9.50
GROUNDS 8.00
MOWING 0.00
Building inspection 1.00
IRRIGATION 0.00
 TRASH PICK UP 10.00
VANDALISM 0.00
TOTAL HOURS: 51.50

LAPINS PARK

MAINTENANCE 5.00

LIPPOLD DOG PARK:

MAINTENANCE	2.00
GROUNDS	1.00
MOWING	0.00
<i>Grounds inspection</i>	13.00
TRASH PICK UP	9.00
VANDALISM	0.00
TOTAL HOURS:	25.00

DISC GOLF:

MAINTENANCE	12.00
GROUNDS	0.00
MOWING	0.00
TRASH PICK UP	9.00
VANDALISM	0.00
TOTAL HOURS:	21.00

<u>LIPPOLD FOOTBALL FIELDS</u>	0.00
MAINTENANCE	1.00
CUSTODIAL	0.00
GROUNDS	2.00
MOWING	0.00
<i>Building inspection</i>	1.00
IRRIGATION	0.00
TRASH PICK UP	9.00
VANDALISM	0.00
TOTAL HOURS:	13.00

<u>GOLF LEARNING CENTER</u>	0.00
MAINTENANCE	35.00
GROUNDS	42.50
MOWING	0.00
IRRIGATION	0.00
TRASH PICK UP	0.00
VANDALISM	0.00
<i>Building inspection</i>	1.50
TOTAL HOURS:	79.00

<u>MINI GOLF</u>	
MAINTENANCE	44.00

GROUNDS	0.00
VANDALISM	0.00
TOTAL HOURS:	50.50

<u>LIPPOLD LITTLE LEAGUE</u>	0.00
MAINTENANCE	1.00
GROUNDS	0.00
MOWING	0.00
IRRIGATION	0.00
TRASH PICK UP	9.00
VANDALISM	0.00
<i>Building inspection</i>	1.00
TOTAL HOURS:	11.00

<u>LIPPOLD MICKEY SUND FIELDS</u>	
MAINTENANCE	9.00
GROUNDS	5.00
MOWING	0.00
IRRIGATION	2.00
TRASH PICK UP	9.00
VANDALISM	0.00
TOTAL HOURS:	25.00

<u>LIPPOLD SKATE PARK:</u>	
MAINTENANCE	2.00
GROUNDS	0.00
MOWING	0.00
<i>Inspections</i>	28.00
TRASH PICK UP	9.00
VANDALISM	0.00
TOTAL HOURS:	39.00

<u>LIPPOLD SOCCER FIELDS</u>	0.00
MAINTENANCE	15.00

CUSTODIAL	9.50
GROUNDS	8.00
MOWING	0.00
IRRIGATION	0.00
TRASH PICK UP	12.00
VANDALISM	0.00
<i>Building inspection</i>	1.50
TOTAL HOURS:	51.50

<u>LIPPOLD STORAGE</u>	
COMPOUND	0.00
MAINTENANCE	5.00
GROUNDS	15.50
TRASH PICK UP	0.00
VANDALISM	0.00
<i>Building inspection</i>	1.50
TOTAL HOURS:	22.00

<u>MAIN BEACH</u>	0.00
MAINTENANCE	194.00
CUSTODIAL	34.00
GROUNDS	4.50
MOWING	14.00
<i>Building inspection</i>	2.50
<i>Grounds inspection</i>	1.50
<i>Playground inspection</i>	5.50
TRASH PICK UP	24.00
VANDALISM	0.00
WATER READINGS:	13.50
TOTAL HOURS:	320.00

<u>MAINTENANCE GARAGE</u>	0.00
MAINTENANCE	277.50
GROUNDS	15.50
MOWING	24.00
VANDALISM	0.00
<i>Building inspection</i>	1.50
TOTAL HOURS:	355.50

<u>SAFETY TRAINING:</u>	24.00
--------------------------------	--------------

<u>EQUIPMENT MAINTENANCE:</u>	75.50
--------------------------------------	--------------

<u>TRUCK MAINTENANCE:</u>	36.50
----------------------------------	--------------

<u>NAOKI KAMIJIMA</u>	
MAINTENANCE	0.00
GROUNDS	0.50
MOWING	0.00
<i>Grounds inspection</i>	0.50
<i>Playground inspection</i>	1.00
TRASH PICK UP	4.00
VANDALISM	0.00
TOTAL HOURS:	6.00

<u>NISRA</u>	0.00
MAINTENANCE	0.00
CUSTODIAL	24.00
GROUNDS	0.00
MOWING	0.00
VANDALISM	0.00
TOTAL HOURS:	24.00

<u>OAK HOLLOWS PARK</u>	
MAINTENANCE	0.00
GROUNDS	0.00
MOWING	0.00
<i>Grounds inspection</i>	0.00
<i>Playground inspection</i>	0.50
TRASH PICK UP	0.00
VANDALISM	0.00
TOTAL HOURS:	0.50

<u>PALMER HOUSE</u>	0.00
MAINTENANCE	3.50

CUSTODIAL	2.50
GROUNDS	4.00
MOWING	0.00
VANDALISM	0.00
<i>Building inspection</i>	0.00
<i>Grounds inspection</i>	0.50
TOTAL HOURS:	14.50

MAINTENANCE	1.00
CUSTODIAL	4.00
GROUNDS	8.00
MOWING	26.00
<i>Building inspection</i>	0.00
<i>Grounds inspection</i>	0.50
TRASH PICK UP	9.00
VANDALISM	0.00
TOTAL HOURS:	48.50

<u>RACKET CLUB</u>	0.00
MAINTENANCE	7.50
GROUNDS	0.00
MOWING	0.00
IRRIGATION	0.00
VANDALISM	0.00
<i>Building inspection</i>	1.00
<i>Grounds inspection</i>	1.00
TOTAL HOURS:	9.50

<u>SPOERL PARK</u>	0.00
MAINTENANCE	1.00
CUSTODIAL	16.00
GROUNDS	0.00
MOWING	0.00
<i>Building inspection</i>	1.00
<i>Grounds inspection</i>	0.50
<i>Playground inspection</i>	1.50
TRASH PICK UP	4.00
VANDALISM	0.00
TOTAL HOURS:	24.50

<u>SAMUEL JOHNS:</u>	
MAINTENANCE	0.00
GROUNDS	0.00
MOWING	23.00
<i>Grounds inspection</i>	0.50
<i>Playground inspection</i>	1.00
TRASH PICK UP	5.00
VANDALISM	0.00
TOTAL HOURS:	29.50

<u>STERLING MEADOWS PARK:</u>	
MAINTENANCE	0.00
GROUNDS	0.50
MOWING	13.00
<i>Grounds inspection</i>	0.50
<i>Playground inspection</i>	1.00
TRASH PICK UP	5.00
VANDALISM	0.00
TOTAL HOURS:	20.00

<u>SEMINARY:</u>	
MAINTENANCE	0.00
GROUNDS	0.00
MOWING	4.00
<i>Grounds inspection</i>	1.00
TRASH PICK UP	6.00
VANDALISM	0.00
TOTAL HOURS:	11.00

<u>SHAMROCK HILLS</u>	0.00
------------------------------	------

<u>STERNES WOODS:</u>	0.00
MAINTENANCE	11.00

CUSTODIAL	10.50
GROUNDS	13.00
MOWING	0.00
<i>Building inspection</i>	0.00
<i>Grounds inspection</i>	1.00
TRASH PICK UP	9.00
VANDALISM	0.00
TOTAL HOURS:	58.00

Beal's & Christ's Properties

<u>SUNSET MEADOWS PARK:</u>	0.00
MAINTENANCE	20.00
GROUNDS	3.00
MOWING	0.00
<i>Building inspection</i>	0.00
<i>Grounds inspection</i>	0.50
TRASH PICK UP	0.00
VANDALISM	0.00
TOTAL HOURS:	23.50

<u>VETERANS ACRES PARK</u>	0.00
MAINTENANCE	55.50
CUSTODIAL	24.50
GROUNDS	87.50
MOWING	36.00
<i>Building inspection</i>	1.50
<i>Grounds inspection</i>	1.00
<i>Playground inspection</i>	35.00
<i>Splash Pad inspections</i>	17.00
TRASH PICK UP	36.00
VANDALISM	0.00
TOTAL HOURS:	320.50

<u>NATURE CENTER:</u>	0.00
MAINTENANCE	25.50

CUSTODIAL	24.00
GROUNDS	0.00
<i>Building inspection</i>	0.00
VANDALISM	0.00
TOTAL HOURS:	62.50

<u>ROTARY BUILDING</u>	0.00
MAINTENANCE	14.00
CUSTODIAL	14.50
GROUNDS	0.00
<i>Building inspection</i>	1.50
VANDALISM	0.00
TOTAL HOURS:	33.00

<u>OAKWOODS LODGE</u>	0.00
MAINTENANCE	1.00
CUSTODIAL	10.50
GROUNDS	0.00
<i>Building inspection</i>	0.00
VANDALISM	0.00
TOTAL HOURS:	11.50

<u>WEST BEACH</u>	0.00
MAINTENANCE	54.00
CUSTODIAL	12.50
GROUNDS	2.50
MOWING	6.00
<i>Building inspection</i>	3.00
<i>Grounds inspection</i>	0.50
<i>Playground inspection</i>	15.00
TRASH PICK UP	9.00
VANDALISM	0.00
TOTAL HOURS:	114.50

<u>WILLOWS EDGE PARK:</u>	0.0
MAINTENANCE	0.00

GROUNDS	0.50
MOWING	14.00
<i>Grounds inspection</i>	0.50
<i>Playground inspection</i>	5.00
TRASH PICK UP	5.00
VANDALISM	0.00
TOTAL HOURS:	25.00

MAINTENANCE	0.00
GROUNDS	0.00
MOWING	0.00
<i>Grounds inspection</i>	0.50
<i>Playground inspection</i>	1.50
TRASH PICK UP	4.00
VANDALISM	0.00
TOTAL HOURS:	6.00

WINDING CREEK PARK:

MAINTENANCE	0.00
GROUNDS	0.00
MOWING	15.00
<i>Grounds inspection</i>	1.00
TRASH PICK UP	4.00
VANDALISM	0.00
TOTAL HOURS:	20.00

MISCELLANEOUS: **82.00**

SPECIAL EVENTS:
Total Special Event Hours: **9.00**

WOODLAND ESTATE PARK:

MAINTENANCE	2.00
GROUNDS	15.50
MOWING	0.00
<i>Grounds inspection</i>	0.50
<i>Playground inspection</i>	3.00
TRASH PICK UP	5.00
VANDALISM	0.00
TOTAL HOURS:	26.00

BUILDING MAINTENANCE:	0.00
MAINTENANCE	931.50
GROUNDS	465.00
CUSTODIAL	324.50
MOWING	633.00
TRASH PICK UP	327.00
VANDALISM	2.50
IRRIGATION	2.00
ICE RINKS	0.00
SLED HILLS	0.00
SNOW REMOVAL	0.00
WATER READINGS	13.50
SAFETY TRAINING	24.00

WOODSCREEK PARK

	0.00
MAINTENANCE	13.00
CUSTODIAL	10.00
GROUNDS	11.00
MOWING	23.00
<i>Building inspection</i>	1.50
<i>Grounds inspection</i>	1.00
<i>Playground inspection</i>	8.50
<i>Splash pad inspection</i>	17.00
TRASH PICK UP	16.00
VANDALISM	0.50
TOTAL HOURS:	123.00

EQUIPMENT MAINTENANCE	75.50
TRUCK MAINTENANCE	36.50
MISCELLANEOUS	82.00
RECREATION	0.00
RECYCLING	0.00
SPECIAL EVENTS	0.00
AFFILIATE GROUPS	0.00

Weekly Hours **2917.00**

WYNDWOOD PARK:

<i>Weekend Hours</i>	
Weekend / Holiday Hours	140.50
Custodial Weekend / Holiday	56.00
<u>Weekend / Holiday hours</u>	196.50

Total Hours: Week 3447.50

<u>Inspection Hours:</u>	
BUILDING	58.50
GROUNDS	36.50
PLAYGROUNDS	156.50
BATTING CAGES	54.50
SKATE PARK	28.00
SLED HILLS	0.00
ICE RINK	0.00
TOTAL INSPECTION HRS.	334.00



Report to the Board from: Amy Olson, Manager of Park Planning and Development
Date: October 13, 2022

Park Planning and Development

Nature Center Exhibits - IDNR Museum Grant

- Two proposals were received and are being reviewed

2022 Playground Projects

Resurfacing Projects Completed: Veteran Acres, Woodland Estates and Woodscreek Parks



Woodscreek Playground – Area of increased depth in surfacing and re-installed design layout.

New Play Equipment Projects at Kamijima, Brighton Oaks and Lapins Parks

- Brighton Oaks Park and Lapins Park are complete
- Kamijima –Play equipment is being installed, completion targeted for end of October.



Kamijima Playground – Installation in process.



2022 Paving Projects – New parking/paving at Administration, Grand Oaks, Barlina House/Hill Farm and Sterling Meadows Basketball Court


- Project awarded to Chadwick Contracting Company.



Grand Oaks Recreation Center – Asphalt installation, painted parking, testing for compaction density to breakage percentage – goal for testing numbers in the mid 90's.



Administration East Lot – Completed.



Administration Main Lot – Concrete frame and pour.

1 E. Crystal Lake Avenue | Crystal Lake IL 60014 | 815.459.0680

CRYSTALLAKEPARKS.ORG



Sterling Meadows Park Basketball Court – New asphalt and landscape repair with seeding.

Barlina House / Hill Farm Park – Work to start week of 10/17.

Concrete Projects

Administration Replace Back Stairs & Refinish Retaining Wall

- Waiting for hand railing installation



Main Beach Swing Bench Pad

- Contracted and awaiting Swing Bench Delivery. Wabash Valley delivery delayed until end of December with expected arrival mid-late January.



Report to the Board From: John Longo, Chief of Police

Date: October 11, 2022

Monthly police statistics

Statistical information is collected and reviewed monthly as a measure of performance, to identify crime patterns and predictability of areas of attention for future police patrols. The Park District Police Department compiles statistical information on both criminal complaints/offenses and calls for service officers respond to or discover during their patrols. Included please find the current statistics from which the following observations can be made.

Calls for service

During the month of September, Park Police handled 49 calls for service. The following is a summary from our CAD system, detailing those incidents and locations they originated.

<u>Case Numbers</u>	<u>Problem</u>	<u>Address</u>	<u>Response Date</u>
CP-22-000310	TRAFFIC STOP	W Terra Cotta Ave / N Oak St	9/1/2022 21:08
CP-22-000311	TRAFFIC STOP	176/oak	9/1/2022 21:09
CP-22-000312	BATTERY	566 Coventry Ln	9/2/2022 19:24
CP-22-000313	CHECK FOR WELL-BEING	7610 Pingree Rd	9/2/2022 21:38
CP-22-000314	ANIMAL OTHER ANIMAL COMPLAINT	Lake Ave / Riverside Dr	9/3/2022 15:00
CP-22-000315	OUTSIDE ASSIST POLICE	Union St / Mchenry Ave	9/3/2022 22:42
CP-22-000316	OUTSIDE ASSIST POLICE	431 N Walkup Av	9/5/2022 14:55
CP-22-000317	BUSINESS CHECK	566 COVENTRY LN	9/8/2022 13:49
CP-22-000318	DRIVING COMPLAINT	114 Sunnyside Av	9/8/2022 20:24
CP-22-000319	STRAY ANIMAL	330 N MAIN ST	9/9/2022 18:37
CP-22-000320	MOTORIST ASSIST	Briarwood Rd / Route 176 Hwy	9/9/2022 20:32
CP-22-000321	PARKING COMPLAINT	951 Route 176 Hy	9/10/2022 9:55
CL-22-015536, CP-22-000322	FOUND ARTICLE	566 Coventry Ln	9/10/2022 12:48
CP-22-000323	ACCIDENT NON TRAFFIC ACCIDENT	9101 S Route 31 Hy	9/10/2022 13:00
CP-22-000324	JUVENILE INCIDENT	1420 Willow Tree Dr	9/10/2022 21:59
CP-22-000325	CITIZEN ASSIST	305 Lake Shore Dr	9/11/2022 9:19
CP-22-000326	SUSPICIOUS INCIDENT	431 N Walkup Av	9/11/2022 17:45
CP-22-000327	STRAY ANIMAL	Talismon Dr / Walkup Rd	9/12/2022 18:42

CP-22-000328	JUVENILE INCIDENT	566 Coventry Ln	9/12/2022 19:19
CP-22-000329	ANIMAL OTHER ANIMAL COMPLAINT	875 Canterbury Dr	9/12/2022 22:53
CP-22-000330	SUSPICIOUS PERSON	4201 Wyndwood Dr	9/14/2022 15:49
CP-22-000331	BURGLARY FROM VEHICLE	431 N Walkup Av	9/15/2022 8:52
CP-22-000332	INFORMATION FOR POLICE	1401 ROUTE 176 HY	9/15/2022 10:35
CP-22-000333	OUTSIDE ASSIST POLICE	ACKMAN RD / SKYRIDGE DR	9/15/2022 17:07
CP-22-000334	LOCK OUT POLICE	431 N Walkup Av	9/15/2022 19:34
CP-22-000335	CITIZEN ASSIST	300 Lake Shore Dr	9/16/2022 19:40
CP-22-000336	OUTSIDE ASSIST POLICE	Pauline Ave / Ballard Rd	9/16/2022 23:11
CP-22-000337	PARKING COMPLAINT	951 Route 176 Hy	9/17/2022 9:39
CP-22-000338	DRIVING COMPLAINT	S Route 31 Hwy / Route 176 Hwy	9/17/2022 13:49
CP-22-000339, CC-22-000136	CITIZEN ASSIST	300 Lake Shore Dr	9/18/2022 15:00
CP-22-000340	DISORDERLY CONDUCT	851 Route 176 Hy	9/18/2022 16:03
CP-22-000341	DUMPING/LITTERING	566 Coventry Ln	9/18/2022 17:50
CP-22-000342	OUTSIDE ASSIST POLICE	100 W Woodstock St	9/20/2022 20:01
CP-22-000343	ACCIDENT PROPERTY DAMAGE	695 Barlina Rd	9/21/2022 15:12
CP-22-000344	LOCK OUT POLICE	951 Route 176 Hy	9/21/2022 18:25
CP-22-000345, HU-22-008464	ACCIDENT PROPERTY DAMAGE	ILL RTE 47 HWY / BORDEN ST	9/22/2022 14:17
CP-22-000346	SUICIDE ATTEMPT	100 S Briarwood Rd	9/23/2022 19:43
CP-22-000347	MINIBIKE COMPLAINT	300 Lake Shore Dr	9/24/2022 17:07
CP-22-000348	MINIBIKE COMPLAINT	180 Midlane Dr	9/24/2022 18:18
CP-22-000349	ASSIST FIRE	1251 Route 176 Hy	9/25/2022 12:54
CP-22-000350	FOUND ARTICLE	5617 E Hillside Rd	9/25/2022 14:04
CP-22-000351	FOUND ARTICLE	701 Juniper Ln	9/25/2022 15:53
CL-22-016773, CP-22-000352	MISSING PERSON ADULT/JUV	45 W FRANKLIN AVE	9/26/2022 19:18
CP-22-000353	OUTSIDE ASSIST POLICE	977 ROUTE 176 HWY	9/26/2022 20:11
CP-22-000354	DUMPING/LITTERING	1420 Willow Tree Dr	9/26/2022 20:47
CP-22-000355	OTHER SEX OFFENSES	877 Canterbury Dr	9/28/2022 17:11
CP-22-000356	ALARM BURG	1251 Route 176 Hy	9/29/2022 11:22
CP-22-000357	TRAFFIC STOP	N Walkup Ave / Talismon Dr	9/30/2022 17:34
CP-22-000358	TRAFFIC STOP	S Dole Ave / Pierson St	9/30/2022 22:57

Incidents of Note:

Criminal Damage to Property: On September 12, park police received a complaint of juveniles pulling branches down off trees in the park. The juveniles were given a verbal warning.

Burglary to Motor Vehicle: While walking the trails at VA on September 15, a patrons vehicle had the rear passenger window broken in her vehicle and her purse was taken from under the rear passenger seat.

Medical Assist: On September 25, while playing a football game at Raider's, a player sustained an injury to his right knee and was transported to hospital by CLFR.

Citations Issued:

("W"=Warning, "56" = State Citation, "L056" = Park Ordinance Citation)

In all, thirty four (34) citations were issued during the month of September, including:

L05611263	Parking in Lot for Purposes Other Than Park Business	9/1/2022	Administration Building
L05610752	Parking After Hours	9/2/2022	Veteran's Acres
L05610753	Parking After Hours	9/3/2022	Brighton Oaks
L05611264	Parking Outside Designated Area	9/4/2022	Main Beach
L05611265	Parking in Lot for Purposes Other Than Park Business	9/4/2022	Administration Building
L05610754	Parking Without A Trailer	9/6/2022	Main Beach
L05610755	Parking After Hours	9/6/2022	Brighton Oaks
L05610756	Parking Where Signs Prohibit	9/10/2022	Lippold Park
L05610757	Parking Where Signs Prohibit	9/15/2022	Lippold Park
L05610758	Parking on Grass	9/15/2022	Lippold Park
L05610759	Parking on Grass	9/15/2022	Lippold Park
L05610760	Parking Where Signs Prohibit	9/17/2022	Lippold Park
L05609285	Parking	9/20/2022	Veteran's Acres
L05609286	Parking on Grass	9/24/2022	Lippold Park
L05609287	Parking on Grass	9/24/2022	Lippold Park
L05609288	Parking on Grass	9/24/2022	Lippold Park
L05609289	Parking on Grass	9/24/2022	Lippold Park
L05609290	Parking on Grass	9/24/2022	Lippold Park
L05609291	Parking on Grass	9/24/2022	Lippold Park
L05609292	Parking on Grass	9/24/2022	Lippold Park
L05609293	Parking on Grass	9/24/2022	Lippold Park
L05609294	Parking on Grass	9/24/2022	Lippold Park
L05609295	Parking on Grass	9/24/2022	Lippold Park
L05609296	VOID	Void	Void
L05609297	Parking Where Signs Prohibit	9/24/2022	Lippold Park
L05609298	Parking Where Signs Prohibit	9/24/2022	Lippold Park
L05609299	Parking on Grass	9/24/2022	Lippold Park
L05609300	Parking on Grass	9/24/2022	Lippold Park
L05609301	Parking on Grass	Sep-22	Lippold Park
L05609302	Parking on Grass	9/24/2022	Lippold Park
L0569303	Parking in Stripped Off Area	9/29/2022	Veteran's Acres
L05609304	Parking Where Signs Prohibit	9/29/2022	Lippold Park
L05609305	Parking Where Signs Prohibit	9/29/2022	Lippold Park
L05609306	Parking After Hours	9/29/2022	Woods creek Park
L05609307	Parking After Hours	9/30/2022	Veteran's Acres

Training: All Officers completed the monthly Police Law Institute on-line training which this month covered topics regarding Recent U.S. Supreme Court Decisions, Qualified Immunity, Miranda Violations, Deprivation of Rights Claims, Violent Gun Crimes, Armed Career Criminal Act, and Double Jeopardy.

Officers also took on line reviews of approved mandates in Vehicle Stops and Occupant Control – Refresher.

Park police also has one officer who has begun the part time police academy. He will be taking classes every weekend and studying at home until May.

There have also been some trails cameras added throughout the parks that are areas of concern.



Report to the Board from:

Jenny Leech, Marketing Manager, Jacqui Weber, Marketing Coordinator

Date: Oct 13, 2022

Media Releases

Staff continue to submit press releases throughout the program season. All press releases are available in our 'Latest News' section of the website which runs on the right side of each page on the website. Press Releases are submitted biweekly to the local news media and also self-published on Patch. Local newspaper reporters have reached out for additional info on Flannel Fest.

Advertising

Print ads are submitted weekly to the Northwest Herald and run on each Tuesday of the month. The ad schedule is planned at the beginning of each program season.

Upcoming Publications

November E-Newsletter

Delivery Nov 1, redelivery to non-openers Nov 4

Monthly Extended Time Newsletters

Monthly Courtside News for The Racket Club

Monthly Barlina House Preschool Newsletters

Annual Report FY 2021-2022

Sept 26: info due

Oct 7-19 proofing

Oct 21: to printer

Nov 8: to post office

Winter Spring Activity Guide 2022

Staff were informed of the Winter-Spring 2022-2023 activity guide production schedule:

Sept 21: program entry into Rec Trac due

Oct 26: 1st draft anticipated

Oct 26-Nov 18: proofing

Nov 21: files to printer

Dec 9: digital guide live and registration opens

Park District E-Newsletter

The October 'Connect' E-Newsletter was distributed on October 5. 5630 subscribers received the email. This email had an open rate of 55 %, click rate of 3%. Open and click rates are monitored after each publication and staff keep an eye on monthly industry average rates. The chart below compares the Park District rates for October compared to several most similar types of industries. Staff also monitor bounce rates and clean up email lists as needed. In addition, the past month e-news communication was utilized to share Extended Time newsletters, Barlina House Preschool and Racket Club monthly newsletter.

Business Type	Open Rate (Total)	Click Rate (Clicks/Delivered)	Bounce Rate
Crystal Lake Park District Connect E-Newsletter	55%	3%	5%
All Industries – Overall Average	31.50%	1.38%	10.31%
Child Care Services	37.96%	1.66%	8.92%
Education	34.46%	1.60%	9.36%
Family and Social Services (government, adoption, pet care, elderly care, etc.)	35.30%	1.48%	9.12%
Health and Wellness (physicians, home care, dentists, mental care, nutrition, etc.)	31.48%	0.84%	9.45%
Nonprofit Membership Organizations	35.91%	1.54%	11.43%
Nonprofit Services	36.20%	1.52%	10.25%
Recreation, Sports & Entertainment (Yoga studio, bowling alley, etc)	36.36%	1.14%	9.71%
Travel & Tourism (passenger transport, accommodations, travel agencies, etc.)	36.01%	0.83%	6.79%

Fall Digital Guide Stats: The fall guide went live on Aug 15.

	FALL LIFETIME	FALL AUGUST	FALL SEPTEMBER	FALL OCTOBER
Launch Date: 8/15/22				
Metrics Start Date	8/15/2022	8/15/2022	9/1/2022	10/1/2022
Metrics End Date	10/6/2022	8/30/2022	9/30/2022	10/6/2022
Unique Visitors	4,538	2,294	1,946	419
Issue Views	6,567	3,348	2,700	519
Page Views	93,931	57,143	30,729	6,059
Pages per Session	14	17	11	12
Average Session Duration	5 mins 36 secs	5 mins 36 secs	3 mins 39 secs	3 mins 39 secs
Links Clicked	1,096	553	482	61
Social Shares	4	3	1	-
Search Queries	288	110	163	15
Top Search Queries				
basketball				
dance				
soccer				
gymnastics				
ballet				
Top Traffic Sources	Sessions			
crystallakeparks.org	3,950			
email	1,979			
facebook	525			
theracketclub.org	58			
app.peachjar.com	39			
google (organic search)	36			
twitter	16			
preschoolcrystallake.com	15			

Compared to Fall 2021 Stats

Note: time frame for report is shorter by 1 week for fall 2021 stats compared to fall 2022. Also, fall 2021 guide was digital only. We did not print an activity guide.

	FALL FALL LIFETIME
Launch Date: 8/16/21	
Metrics Start Date	8/16/2021
Metrics End Date	9/30/2021
Unique Visitors	4,713
Issue Views	7,153
Page Views	105,899
Pages per Session	29
Average Session Duration	4 mins 07 secs
Links Clicked	1,499
Social Shares	5

Top Links Clicked in Fall Digital Guide Website

The numbers for this month are similar to years past (excluding Covid 2020). Also very similar in the life cycle of programs/activity guide release.

Comparison Month to Month, Year to Year Website Stats

Date Range	Users	Sessions	Page Views	% new visitor
Sept 1-Oct 12, 2022	17,569	25,077	48,233	79.5%
Sept 1-Oct 12, 2021	17,206	25,531	49,248	79%
Sept 1-Oct 12, 2020	14,269	21,623	41,772	78.1%
Date Range	Users	Sessions	Page Views	% new visitor
Aug 1-Aug 31, 2022	19,162	28,484	54,877	76.4%
Aug 1-Aug 31, 2021	21,380	32,669	62,698	76.2%
Aug 1-Aug 31, 2020	17,886	25,758	49,771	76.9%
Date Range	Users	Sessions	Page Views	% new visitor
July 1-Aug 9, 2022	36,145	53,830	98,563	76.8%
July 1-Aug 9, 2021	36,653	54,304	100,394	76.9%
July 1-Aug 9, 2020	28,947	42,728	82,266	77.9%
Date Range	Users	Sessions	Page Views	% new visitor
Jun 1-Jul 12, 2022	43,057	65,003	121,835	77.5%
Jun 1-Jul 12, 2021	44,597	69,783	133,485	77.4%
Jun 1-Jul 12, 2020	29,444	43,023	85,699	79.6%
Date Range	Users	Sessions	Page Views	% new visitor
May 1-Jun 8, 2022	26,542	40,500	80,490	77.2%
May 1-Jun 8, 2021	30,220	46,965	95,401	79.3%
May 1-Jun 8, 2020	14,738	20,897	41,097	80.7%
Date Range	Users	Sessions	Page Views	% new visitor
Apr 1-May 11, 2022	18,214	27,772	58,139	78.3%
Apr 1-May 11, 2021	20,536	31,700	66,241	79.1%
Apr 1-May 11, 2020	8208	7569	22,747	81.1%
Date Range	Users	Sessions	Page Views	% new visitor
Mar 1-Apr 12, 2022	16,492	26,216	55,867	77.9%
Mar 1-Apr 12, 2021	17,481	26,027	54,806	80.8%
Mar 1-Apr 12, 2020	9,094	13,470	27,051	78.1%
Date Range	Users	Sessions	Page Views	% new visitor
Feb 1-Mar 10, 2022	14,638	24,208	51,694	77.9%
Feb 1-Mar 10, 2021	11,785	19,003	37,560	77.7%
Feb 1-Mar 10, 2020	11,653	17,895	39,812	76.4%

Top 20 Page by Page views (Sept 1-Oct 12, 2022)

- The '/' category is the opening page of our website.
- Too views in beaches and golf center remained highly ranked
- Facility rentals moved up 2 spots higher to 2nd behind the home page
- Lippold Family Golf remained in 3rd ranking

<input type="checkbox"/>	Page ?	Pageviews ?	Uni
		48,233 % of Total: 100.00% (48,233)	
<input type="checkbox"/>	1. /	11,253 (23.33%)	
<input type="checkbox"/>	2. /facility-rentals	2,168 (4.49%)	
<input type="checkbox"/>	3. /lippold-park-family-golf-center	1,593 (3.30%)	
<input type="checkbox"/>	4. /beaches	1,589 (3.29%)	
<input type="checkbox"/>	5. /lippold-park	1,566 (3.25%)	
<input type="checkbox"/>	6. /calendar-of-events	1,426 (2.96%)	
<input type="checkbox"/>	7. /special-events	1,391 (2.88%)	
<input type="checkbox"/>	8. /calendar-of-events/events/flannel-fest	1,367 (2.83%)	
<input type="checkbox"/>	9. /adult-sports	1,108 (2.30%)	
<input type="checkbox"/>	10. /search?q=	1,029 (2.13%)	
<input type="checkbox"/>	11. /Maps	897 (1.86%)	
<input type="checkbox"/>	12. /youth-sports	842 (1.75%)	
<input type="checkbox"/>	13. /interactive-map/veteran-acres	775 (1.61%)	
<input type="checkbox"/>	14. /rentals	730 (1.51%)	
<input type="checkbox"/>	15. /veteran-acres	602 (1.25%)	
<input type="checkbox"/>	16. /calendar-of-events/month/10/2022/	531 (1.10%)	
<input type="checkbox"/>	17. /interactive-map/sternes-woods-and-fen	508 (1.05%)	
<input type="checkbox"/>	18. /job-opportunities	436 (0.90%)	
<input type="checkbox"/>	19. /interactive-map	430 (0.89%)	
<input type="checkbox"/>	20. /nature-center	397 (0.82%)	

Website Search Terms (both website searches and Rec Trac searches),

Unique search is the total number of times site search was used. This excludes multiple searches on the same keyword during the same session.

Site Search: Staff uses this info find out if we need to improve placement of info on the web page so that patrons can more easily find it. Marketing staff updates the opening page slides weekly to call out items that once the camp guide was published on Feb 10, a slide was posted on the opening page plus the camp guide was highlighted with a clickable button. Search term reports will be reviewed when we look at a website redesign possibly in 2023-24. For now, staff make adjustments to tabs and add call out features to the opening page of the website to increase immediate visibility.

Top 20 search terms Sept 1-Oct 12, 2022:

Search Term ?	Total Unique Searches ? ↓
	739 % of Total: 100.00% (739)
1. bids	17 (2.30%)
2. senior	10 (1.35%)
3. Wagon rides	9 (1.22%)
4. Nature center	8 (1.08%)
5. puzzle	8 (1.08%)
6. Wagon ride	8 (1.08%)
7. Extended time	7 (0.95%)
8. Halloween	7 (0.95%)
9. Soccer	7 (0.95%)
10. Adult	6 (0.81%)
11. bid	6 (0.81%)
12. Senior	6 (0.81%)
13. Woodscreek park	6 (0.81%)
14. Dance	5 (0.68%)
15. employment	5 (0.68%)
16. Fishing	5 (0.68%)
17. pickleball	5 (0.68%)
18. Puzzle	5 (0.68%)
19. Softball	5 (0.68%)
20. tennis	5 (0.68%)

Video

Work is underway on videos for 2022-2023. Brown Dog Media will be scheduling day at Barlina House Preschool in upcoming weeks for a refreshed promo video. In addition they have gathered footage over the summer for a seasonal employment video series featuring Lifeguards and others for seasonal staff in general and one for Day Camp Staff. Brown Dog Media is also gather background footage at parks and programs for an overall Park District promotional video. A videographer will also be on site for Flannel Fest for an event video.

Crystal Lake Park District Social Media

Staff schedules content each week for all Park District social media pages and reviews daily for questions, comments and reactions. We also monitor community pages for park district related items that need a park district response. Marketing reviews for increases in followers/likes, what posts are getting top engagement, timing on posts and comparisons to other similar park district and community pages in all those areas. We are holding steady in a 7th place ranking of 65 park district and other community organizations we selected to compare to.

Results

Paid reach ⓘ

34,929 ↑ 233%



Facebook Page reach ⓘ

60,859 ↓ 24.6%



Instagram reach ⓘ

2,110 ↑ 3.6%



See results report

Content ⓘ

Sort by: Reach ▾



Tue Oct 4, 8:14am
Promoting website: https://www.cry...
Ad
Reach 12,279




Wed Sep 7, 1:11pm
The playground surfacing projects ...
Post
Reach 10,368



Fri Sep 2, 9:50am
Good News! Two new places to pla...
Post
Reach 8,111



Fri Sep 9, 8:07am
Save the date-Sat, Oct 22! Start 'tra...
Post
Reach 4,953



Wed Sep 28, 8:41am
Good news! Veteran Acres, Woodsc...
Post
Reach 4,075



Thu Sep 8, 6:05am
Groundwater Field Day Guided Geo...
Post
Reach 4,027

See content report

Audience ⓘ

Facebook Page likes ⓘ

10,474

Instagram followers ⓘ

2,252

Need help?

- Crystal Lake Park District Followers:** up 170 to 11,424
- Crystal Lake Main Beach Followers:** up 70 to 4823
- Veteran Acres Likes:** down 10 to 2656
- Lippold Park Likes:** up 7 to 972
- Lippold Family Golf Center Likes:** up 19 to 354
- Barlina House Preschool Likes** up 10 to 233
- Colonel Palmer House Likes:** up 9 to 446
- The Nature Center Likes:** up 40 to 1757
- Main Beach Pavilion Followers:** up 14 to 804
- The Racket Club Followers:** 756
- Crystal Lake Park District other social media**
- Twitter Followers:** up 2 to 489 **Instagram Followers:** up 44 to 2253

Other Marketing – Programs

- CL Farmer’s Market- solicited artisans for FF
- Finalized FF signage/Ordered
- Picked up large sign order from PDP
- Staff FF meeting
- Downloaded Canva and started tutorials
- Contracted vendors for FF
- Contacted sponsors for WS brochure
- Designed Aladdin Jr t-shirt
- Distributed FF tickets
- Finalized FF schedule of events
- Worked with Star 105 for radio campaign
- PAFR layout and design/sent to print

Advertising and Sponsorship Report

GRAND TOTALS
5/1/22-4/30/23

EVENT	TRADE/DONATIONS	CASH	GRAND TOTAL
RACKET CLUB BANNERS (5/1/22-12/31/22)	\$ -	\$ 648.00	\$ 648.00
RACKET CLUB BANNERS (1/1/23-4/30/23)	\$ -	\$ 327.00	\$ 327.00
CONCERTS IN THE PARK 2022	\$ 150.00	\$ 5,050.00	\$ 5,200.00
FLANNEL FEST 10-22-22	\$ 500.00	\$ 2,500.00	\$ 3,000.00
TRUCK or TREAT 10-22		\$ -	\$ -
MISCELLANEOUS		\$ 675.00	\$ 675.00
ADVERTISING			
SUMMER '22 BROCHURE ADVERTISING		\$ 3,405.00	\$ 3,405.00
FALL '22 BROCHURE ADVERTISING		\$ 3,030.00	\$ 3,030.00
WINTER/SPRING '23 BROCHURE ADVERT.			
GRAND TOTALS:	\$ 650.00	\$ 15,635.00	\$ 16,285.00

10-13-22
Presented by Marketing



Crystal Lake

SUMMER LUNCHES

Funded by U.S. Department of Agriculture,
Administered by the Illinois State Board of Education,
Sponsored by Northern Illinois Food Bank



In partnership with Summer Lunch Volunteers and the Crystal Lake Park District
Supported by Vineyard Christian Church, Salvation Army, and Private Donations

Dear Mr. Herbster and Your Crystal Lake Park District Leadership Team,

Thank you once again for your partnership in making Summer Lunches 2022 a great success!! This summer 30 volunteers helped to serve over 1,225 children from June 6th through August 12th.

So many people at the Park District contributed this success:

Jason Herbster...thank you for Ladd Park. We love serving lunches under the magnificent locust tree.

Jaqui Weber... thank you for including us in park district brochures, and the delicious vegetables.

Eric Jabakowski...thank you for taking care of our banners, and making sure Ladd Park was always clean and ready for a fun day.

Kurt Reckamp...thank you for organizing a variety of special activities throughout the summer.

Thank you ALL for you help in making Summer Lunches a great place for families in our community to gather, eat nutritious food and enjoy the summer together!!!

The Summer Lunch Leadership Team

Susan Adducci

Betty Koch

Jodi Pottala

Kathy Sullivan

Johnny Appleseed Festival

The Johnny Appleseed Festival returned to downtown Crystal Lake this weekend with rides, games, a petting zoo, food and music.

The festival remembers the real-life

Johnny Appleseed with a historical reenactor roaming the downtown, sharing the story of the historical figure whose real wilderness adventures became the larger-than-life legend.

Photos by **Patrick Kunzer for Shaw Local News Network**



LEFT: Bob Kaempfe of the Crystal Lake Nature Center helps youngsters peel apples as part of the Johnny Appleseed Festival Saturday in downtown Crystal Lake. **RIGHT:** Dancers from the Rebecca McCarthy School of Dance entertain as part of the Johnny Appleseed Festival Saturday in downtown Crystal Lake.



LEFT: Kennedy Wepprecht, 6, of Crystal Lake strolls through a petting zoo as part of the Johnny Appleseed Festival Saturday in downtown Crystal Lake. **UPPER RIGHT:** Ella Klein, 3, of Crystal Lake cruises down an inflatable slide. **LOWER RIGHT:** Mandy Rueff of Crystal Lake and her son, John, 1, enjoy a spin on the Harms Farm tractor train ride.

Tina Becke

From: Jenny Leech
Sent: Monday, September 19, 2022 4:52 PM
To: Kim Dunn
Cc: Jason Herbster; Kurt Reckamp; Tina Becke
Subject: FW: Compliment

Good job, Kim!

From: Jessii [REDACTED]
Sent: Monday, September 19, 2022 4:09 PM
To: Jenny Leech <jleech@crystallakeparks.org>
Subject: Compliment

I wasn't sure where to submit a compliment, but today I called the park district to ask questions about before school child care and since Sandra wasn't at her desk I was transferred to Kim Dunn.

Kim was so kind and helpful, she went out of her way to not only make sure I had an account with the park district, but sent me an application, and gave me a phone number to call to inquire about receiving child care assistance because I'm going through hardship right now. She talked to me like I was a friend and helped me feel a lot better about the situation I'm in with all the information to apply for assistance. I just wanted to make sure that I put in a good word for her. People are so quick to write bad reviews, I would love Kim to be recognized for how helpful she is.

Thank you so much for your time.

-Jessica Panknin

This email has been scanned by the Symantec Email Security.cloud service.
For more information please visit <http://www.symanteccloud.com>

Anne Sandor

From: Kurt Reckamp
Sent: Monday, September 12, 2022 10:08 AM
To: Anne Sandor
Cc: Jason Herbster
Subject: FW: Lundahl's Fitness Marathon

Hi Anne,
Can you add this to the correspondence part for the next board report.
Thanks,
Kurt

From: Kaiser, Frederick [mailto:fhkaiser@d47.org]
Sent: Monday, September 12, 2022 7:49 AM
To: Kurt Reckamp <kreckamp@crystallakeparks.org>
Subject: Lundahl's Fitness Marathon

Kurt,
After 20 years of putting on the Fitness Marathon, it has run it's course. I've seen the overall physical capabilities, and interest in this type of challenge decline over the years, and I knew the end was coming soon. This year we only had 2 teams apply! We will not be running the event this (my final) year.
The Park District has always been great in supporting Lundahl's, and my programs. Thanks for the support in providing an opportunity for the kids to do something active and educational.
Thanks again for the support. Until our paths meet again, take care.

Fred Kaiser

Teacher: Physical Education & Health

Coach: Wrestling, Track & Field

Team Coordinator

Special Events: 24 Hour Run, Fitness Marathon, Outdoor Adventure Club

Author - "The 24 Hour Run Experience"

www.PhysEdFred.com



Lundahl Middle School

560 Nash Rd.

Crystal Lake, IL 60014

815.788.5450

www.d47.org/lms

Follow LundahlLions on [Facebook](#) and [Twitter](#)



Follow D47 on Twitter and Facebook

"Empowering All Students: Learners Today – Leaders Tomorrow"

The following events are taking place in and around McHenry County. Find more local events and enter your own event at NW Herald.com.

OCT. 13

• 11 a.m. to 1 p.m. – **Job and Internship Fair**, McHenry County College gym, 8900 Highway 14, Crystal Lake. Information: 815-455-3700, www.mchenry.edu, www.mchenry.edu/jobfair.

• 6 to 8 p.m. – **Member preview launches Friends of the Library Fall Book Sale**, McHenry Public Library Warehouse, 809 Front St., McHenry. Hours: 9 a.m. to 5 p.m. Oct. 15, noon to 4 p.m. Oct. 16. Information: amesino@mchenrylibrary.org, mchenrylibrary.org.

• 6 p.m. – **Virtual program by NAMI Talks: Impact of Social Isolation**, National Alliance on Mental Illness, McHenry County. Information: www.namimch.org.

OCT. 14

• Varied times – **Richardson Adventure Farm's corn maze** and other attractions this month, 909 English Prairie Road, Spring Grove. Information: 815-675-9729, richardsonadventurefarm.com.

• 9 a.m. to 3 p.m. – **Two-day Treats & Treasures fundraiser**, St. Hugh of Lincoln Episcopal Church, 36W957 Highland Ave., Elgin. Showcases retro, vintage and classic home decor along with jewelry, games, handcrafted items and a bakery section. Open until 2 p.m. Oct. 15. Also on Oct. 15, the nearby Journey of Hope church offers its Gingerbread Bazaar from 9 a.m. to 3 p.m. Information: 847-217-0774, jcleveenger521@gmail.com, sthugh.net.

• 1 to 4 p.m. – **Three-day Used Book Sale**, Cary Area Public Library, 1606 Three Oaks Road, Cary. Sunday's bag sale is \$5 per supplied bag. Information: 847-639-4210, www.caryarealibrary.org.

• 5 to 11 p.m. – **The ongoing Drive-thru Halloween Spectacular**, Camp Big Timber, 37W955 Big Timber Road, Elgin. Offered Fridays and Saturdays through October, plus Oct. 30 and 31. Drive a nearly mile-long path through the woods, featuring lights and scenery, and concluding with a drive-thru pumpkin patch where every car gets a pumpkin. Admission price is per vehicle. Information: 872-216-6033, info@thehalloweenexperience.com, www.thehalloweenexperience.com.

• 7 to 9 p.m. – **Rich Benjamin: The Divided States of America**: Big National Transformations, Small Towns, Raue Center For The Arts, 26 N. Williams St., Crystal Lake. The author, speaker and cultural anthropologist presents Q&A discussing his experiences engaging with communities in small-town America. Information: 815-356-9212, boxoffice@rauecenter.org, rauecenter.org.

• 7 p.m. – **Wine Cork Extravaganza**, Colonel Palmer House, 660 E. Terra Cotta Ave., Crystal Lake. For ages 21 and older. Bring

your own wine corks or use some of theirs to make decorative items including a wreath and trivet. Registration required. Information: 815-459-0680, www.crystallakeparks.org.

• 7:30 p.m. – **Theatre 121's "Cinderella" musical**, through Oct. 16, Woodstock Opera House, 121 Van Buren St., Woodstock. Performances at 7:30 p.m. Friday, 2 and 7:30 p.m. Saturday, and 2 p.m. Sunday. Information: www.woodstockoperahouse.com.

• 8 p.m. – **Pino Farina Band**, The Vixen, 1208 N. Green St., McHenry. Information: 815-271-5010, mike@vixenmchenry.com, www.vixenmchenry.com.

• 8 p.m. – **Music by Soda**, Sideouts, 4018 Roberts Road, Island Lake. Information: www.3dsideouts.com.

OCT. 15

• 8 a.m. to 1 p.m. – **Summer Market on the Square**, also Oct. 22, downtown Woodstock. Live music, plus story time at the market with Miss Arlene from Read Between The Lines from 10:30 to 11 a.m. Information: woodstockfarmersmarket.org.

• 9 a.m. to 4 p.m. – **Craft & Vendor Fair**, Nunda Masonic Building Corp., 200 Ellsworth St., Crystal Lake, in former church. Information: 224-489-7701, NundaMBC@gmail.com, Facebook at tinyurl.com/56tnvbh.

• 9 a.m. to noon – **Residential Recycling Event**, McHenry County Government Center, 2200 N. Seminary Ave., Woodstock. Information: 847-741-4100, www.mchenry-countyil.gov.

• 10 a.m. – **Acorn Art, The Nature Center**, 330 N. Main St., Crystal Lake. For ages 6-12. Information: 815-459-0680, www.crystallakeparks.org.

• Noon to 5 p.m. – **Howl-O-Ween**, Animal House Shelter, 13005 Ernesti Road, Huntley. Bounce house, children's and dog games, nail trims, vendor and craft tents, adoptable dogs and costume contest. Low-cost vaccination clinic from noon to 3 p.m. Information: 847-894-3589, events@animalhouseshelter.com, www.animalhouseshelter.com.

• 1 to 4 p.m. – **Big Woods Planting Party**, Marengo Ridge Conservation Area, 2411 N. Route 23, Marengo. Join annual OAKtober Planting Party. Work with district staff and volunteers to reforest the heart of Marengo Ridge. Information: 815-353-0207, mneubauer@mccdDistrict.org, mccdDistrict.org.

• 1 to 5 p.m. – **Woodstock Wine Walk**, Historic Woodstock Square. Tickets required. Information: tinyurl.com/bdfxxzr5.

• 2 p.m. – **Illusion, mystery and magic by The Great Boodini**, The Vixen, 1208 N. Green St., McHenry. Information: 815-271-5010, www.vixenmchenry.com.

• 3 to 4 p.m. – **The Woodstock Palace Revue vaudeville benefit** for Woodstock Food Pantry, Stage Left Cafe, 125 W. Van Buren St., Woodstock. Audience members asked to bring canned goods to free revue. Information: www.woodstockoperahouse.com.

• 5, 6:15 and 7:30 p.m. – **Ghost Story Train at the Fox River Trolley Museum**,

also Oct. 22, 365 S. La Fox St., South Elgin. Ride a spooky trolley to haunted forest preserve for an evening of family-friendly frights. Information: www.foxtrolley.org.

• 7 p.m. – **Spoken Word Cafe with Jim May**, Stage Left Cafe, 125 W. Van Buren St., Woodstock. Theme is ghost stories, true and otherwise. Information: www.woodstockoperahouse.com.

• 7:30 p.m. – **Comedian Vicki Barbolak**, The Vixen, 1208 N. Green St., McHenry. Barbolak is an "America's Got Talent" finalist. Information: 815-271-5010, www.vixenmchenry.com.

• 8 p.m. – **Hi Infidelity**, Sideouts, 4018 Roberts Road, Island Lake. Information: www.3dsideouts.com.

• 8 p.m. – **MANIA: The ABBA Tribute**, Raue Center For The Arts, 26 N. Williams St., Crystal Lake. Information: 815-356-9212, boxoffice@rauecenter.org, rauecenter.org. Visit www.shawmediaevents.com for information on ticket giveaway for Northwest Herald subscribers.

OCT. 16

• 8:30 a.m. – **Care4 Breast Cancer 5K**, Woodstock North High School, 3000 Raffel Road, Woodstock. Supports Family Health Partnership Clinic. Information: 779-220-9305, knetetz@hplclinic.org, www.care4breastcancer.org.

• 10 a.m. – **Chakra Workshop**, Spoerl Park Building, Crystal Lake. For ages 14 and older. Information: 815-459-0680, jleech@crystallakeparks.org, www.crystallakeparks.org.

• 10 a.m. to 2 p.m. – **Farmers Market+ at The Dole** through Oct. 30, The Dole, 401 Country Club Road, Crystal Lake. Information: www.farmersmarketatthedole.org.

• 2 to 4 p.m. – **"Empty Bowls" art auction fundraiser for McHenry County PADS Homeless Shelter**, Raue Center For The Arts, 26 N. Williams St., Crystal Lake. Enjoy live music, hors d'oeuvres, desserts, silent auction and a cash bar. Information: 815-404-0559, sgeorge@pioneercenter.org, www.pioneercenter.org.

• 2 to 4 p.m. – **Thank You For Being a Friend: An Afternoon with "The Golden Girls"**, Woodstock Public Library, 414 W. Judd St., Woodstock. Features bingo, trivia and cheesecake. Dressing up/costumes encouraged. Registration required. Information: 815-338-0542, katieb@woodstockil.info, woodstock.librarycalendar.com.

• 3 p.m. – **Accomplished jazz artist Christy Bennett's "The Forgotten Songwriters"**, Bethany Lutheran Church, 76 W. Crystal Lake Ave., Crystal Lake. A free-will collection will be taken at the Bethany Arts Series program. Information: 815-236-2550, sue@dobbemarketing.com, www.bethanycl.com.

OCT. 17

• 5 to 6 p.m. – **Community Kitchen Ministry Monday Night Meal**, a weekly event

at The Church of Holy Apostles, 5211 Bull Valley Road, McHenry. Information: tcoha.churchcenter.com.

• 6:30 to 7:30 p.m. – **Identity Theft Prevention Class**, Harvard Diggins Library, 900 E. McKinley St., Harvard. A representative from the Illinois Comptroller's office will discuss how to spot scammers and protect yourself. Registration required at 815-943-4671. Information: www.harvard-diggins.org.

• 7:30 p.m. – **Chamber Music on the Fox presents "A Viennese Rivalry – Brahms and Bruckner String Quintets"**, The Ashbury, 1 Douglas Ave., Elgin. Offered virtually Oct. 18. Information: www.chambermusiconthefox.org/concert/a-viennese-rivalry-brahms-and-bruckner-string-quintets.

OCT. 18

• 1 to 4 p.m. – **Rabies Clinic for Dogs**, 100 N. Virginia St., Crystal Lake. Fee applies. Appointment required. Information: 815-459-6222, www.mchenrycountyil.gov.

• 2 to 3:30 p.m. – **The A, B, C and D of Medicare: Understanding Your Medicare Choices**, Woodstock Public Library, 414 W. Judd St., Woodstock. Information: woodstock.librarycalendar.com.

OCT. 19

• 9:30 a.m. to noon – **Memory Makers Storytelling Group**, Woodstock Public Library, 414 W. Judd St., Woodstock. Information: katieb@woodstockil.info, library@woodstockil.gov, woodstock.librarycalendar.com.

• 1 to 3 p.m. – **Harvard Village Quilters Club Meeting**, First United Methodist Church, 1100 N. Division St., Harvard. Information: jane@sewnicequilting.com.

• Afternoon – **Food distribution every Wednesday**, The Church of Holy Apostles, 5211 Bull Valley Road, McHenry. Information: tcoha.churchcenter.com.

• 6:30 to 8:30 p.m. – **The 23rd annual ComiCom**, McHenry Public Library, 809 Front St., McHenry. Library says enjoy an evening full of comic and pop culture entertainment for all ages – from our featured creators and vendors to our cosplay contest, swag room and door prizes. No registration required. Information: 815-385-0036, amesino@mchenrylibrary.org, mchenry.librarycalendar.com.

• 7 p.m. – **McHenry County Coin Club**, Nunda Township Office, 3510 Bay Road, Crystal Lake. Open to anyone interested in coin collecting. Information: 773-259-0838.

• 7 to 8:30 p.m. – **Virtual - Horror in Hollywood**, Crystal Lake Public Library. Film and television professor Tony Venezia discusses early Hollywood horror movies and their impact on films, advertisements and culture. Information: 815-459-1687, crystallake.librarycalendar.com.

• 7:30 p.m. – **The Spot Stand-up Comedy Showcase**, The Vixen, 1208 N. Green St., McHenry. Information: 815-347-4838, www.vixenmchenry.com.

Tea shop hopes to create 'destination for tea-lovers'

Shaw Local News Network

A space for tea lovers could be coming to downtown Huntley by the end of the year, which the owners say will fill a gap in what is available in the area.

The Irie Cup aims to create "the ultimate tea-lover's café" in its new shop at 11805 Main St., which used to house Street Slice Pizza. The owners, husband and wife Joe and LaShanda Lewis, hope to add to what is offered in the downtown area currently and fill what they see is a gap in those services, according to a news release.

"Huntley has a booming downtown scene," LaShanda Lewis said in the release. "There are a plethora of great treat options, ... but there isn't a space where you can sit, slow down, and savor a cup of exceptional tea."

To help with the opening, the business is raising money through a fundraiser on IFundWomen, which supports women- and Black-owned businesses, and looking for contributions to redo their location's interior, according to the release. So far, in its first roughly six weeks, it has raised a little more than \$3,000, with a goal of



Photo provided by The Irie Cup

Joe and LaShanda Lewis are opening a new tea shop in downtown Huntley later this year in 2022 after operating the business from their home and farmers markets since 2020.

\$40,000 by Nov. 18, according to the fundraiser's page.

Some of the work that needs to be done includes tearing down a wall, redoing floors, painting and installing a new bar, LaShanda said Monday.

"People have been pretty generous," she said. "We're happy with where it is, but we could raise a bit more for all the work that needs to be done."

The Irie Cup originally launched in

2020 and has built a following through farmers markets in the area and online sales, the release states. The new site in Huntley will be the business's first physical shop.

The couple never expected to open up their own shop for tea, LaShanda said. They found themselves drinking more tea than normal during the COVID-19 pandemic as a way to boost their immune system. Looking around, they found that there weren't many tea options in the area.

"We're a specialty shop," Joe Lewis said in the release. "It's rare to find a premium loose-leaf tea shop like ours, and we'd love to see the Irie Cup become a destination for tea-lovers everywhere."

Once opened, the shop aims to give back to the community, calling it one of the owners' "core values." That will also be accomplished through the tea. With both having a Caribbean heritage, they were raised in families that instilled the "healing properties" of different teas.

"We're just excited to open up our doors to everyone and to create a tea oasis in Huntley," LaShanda said.

TICKETS
PRE-SALE
 \$10/ADULT
 \$5/AGES 5-18
 UNDER 5 FREE

SAT OCT 22 * 10 AM-4 PM
MAIN BEACH, 300 LAKESHORE DR

GATE ADMISSION
 \$12/ADULT
 \$7/AGES 5-18
 UNDER 5 FREE

LUMBERJACK CONTESTS
AXE THROWING
BEST BEARD/MUSTACHE AND PIE EATING CONTEST
KIDS CORNER
FOOD TRUCKS & BEER TENT
THIRD COAST BLUEGRASS BAND

CRYSTAL LAKE PARK DISTRICT
CRYSTALLAKEPARKS.ORG

BE AWARE!

The Algonquin/Lake in the Hills Chamber
Halloween Wine Walk Is Coming to Downtown Algonquin

LIMITED NUMBER OF NON-REFUNDABLE TICKETS ON SALE NOW!
GRAB YOUR TICKETS, BEFORE THEY'RE GONE!

THANK YOU TO OUR SPONSORS

WINE WALK

SATURDAY OCTOBER 15, 2022
2:00 - 5:00 PM

TO PURCHASE TICKETS SCAN OR VISIT www.eventbrite.com

CALENDAR OF EVENTS

The following events are taking place in and around McHenry County. Find more local events and enter your own event at NWHerald.com.

OCT. 6

- 10 a.m. to 4 p.m. – **Environmental Defenders of McHenry County's Big Fall Book Sale**, ending this weekend, Algonquin Township Road District Building B Garage, 4702 Northwest Highway, Crystal Lake. A \$10 bag sale will be held from 9 a.m. to noon Oct. 9. Information: 815-338-0393, mcdcf.org.
- 10 to 11 a.m. – **Ribbon cutting at Mindful TMS Neurocare**, 500 Coventry Lane, Suite 290, Crystal Lake. Register at mrarrat@mindfultms.com. Information: business.clchamber.com.
- 11 a.m. to noon – **Caregiver Support Group: Spouses Caring for Spouses**, Woodstock Public Library, 414 W. Judd St. Information: 815-338-0542, library@woodstockil.gov, woodstock.librarycalendar.com.
- 3 to 5 p.m. – **Open Gym**, Lakefront Park Building, 71 Nippersink Blvd., Fox Lake. Varied dates. Register at 224-225-1404 or online. Information: www.foxlake.org.
- 5 to 8 p.m. – **Ladies Night Out**, downtown Crystal Lake, at Williams and Brink streets. Information: downtowncl.org.
- 6 to 8 p.m. – **Pickle Ball**, Lakefront Park Building, 71 Nippersink Blvd., Fox Lake. Varied dates. Information: 224-225-1404, www.foxlake.org/calendar.

OCT. 7

- Varied times – **Richardson Adventure Farm's corn maze and other attractions this month**, 909 English Prairie Road, Spring Grove. Information: 815-675-9729, richardsonadventurefarm.com.
- Varied times – **Settlers' Days**, through Oct. 9, downtown Marengo. Information: 779-901-8101, chamber@marengo-union.com, www.settlersdays.com.
- 4 to 8 p.m. – **Multi-Home Alley Sale**, alleyway near Route 176, between Illinois and Ellsworth streets, Crystal Lake. Enter off Sherman Street. Information: anni.poppen@gmail.com.
- 5 to 11 p.m. – **An ongoing Halloween Experience: A Drive-thru Halloween Spectacular**, Camp Big Timber, 37W955 Big Timber Road, Elgin. Offered Fridays and Saturdays through October, plus Oct. 30 and 31. In this all-new attraction, people drive a nearly mile long pathway through the woods, featuring lights and scenery, and concluding with a drive-thru pumpkin patch where every car gets a pumpkin. Event admission price is per vehicle. Information: 872-216-6033, info@thehalloweenexperience.com, www.thehalloweenexperience.com.
- 7 p.m. – **Village of Huntley presents 1st Friday Nights' Drive-In Movie, "Ghostbusters: Afterlife,"** Union Special Parking Lot/Sew Hop'd Brewery, 1 Union Special Plaza, Huntley. Food truck arrives at 5 p.m.

Information: www.huntley.il.us.

- 7:30 p.m. – **Brandon Davis live in concert, with Nicole Nystrom and The Tumbleweeds**, The Vixen, 1208 N. Green St., McHenry. Information: 815-271-5010, www.vixenmchenry.com.
- 7:30 p.m. – **Theatre 121's "Cinderella" musical**, through Oct. 16, Woodstock Opera House, 121 Van Buren St., Woodstock. Performances at 7:30 p.m. Fridays, varied times on Saturdays, and 2 p.m. Sundays. "Tea With Cinderella" offered at 1 p.m. Oct. 9. Information: www.woodstockoperahouse.com.
- 8 p.m. – **A McHenry County cast and director bring "I Hate Hamlet" to the stage**, Elgin Arts Showcase, 164 Division St., eighth floor, Elgin. Curtain for the Elgin Theatre Company comedy is at 8 p.m. Friday and Saturday, and 2 p.m. Sunday through Oct. 9. Regina Belt-Daniels directs and Rikki Lee Travolta is among the stars. Information: 847-741-0532, www.Elgin-Theatre.org, tickets@inil.com.
- 8 to 9:45 p.m. – **First Fridays Improv with GreenRoom Productions**, Hemmens Cultural Center, 45 Symphony Way, Elgin. Information: 847-931-5900, hemmensboxoffice@cityofelgin.org, www.cityofelgin.org.
- 8 p.m. – **Torn (tribute to Creed)**, with **The Buzz Worthy's**, Sideouts, 4018 Roberts Road, Island Lake. Information: www.3dsideouts.com.
- 8 p.m. – **StanDard Jazz Project**, Stage Left Cafe, 125 W. Van Buren St., Woodstock. Information: www.woodstockoperahouse.com.

OCT. 8

- 8 a.m. to 1 p.m. – **Summer Market on the Square and model trains event**, downtown Woodstock. Story time at the market with Miss Arlene from Read Between The Lines from 10:30 to 11 a.m. MC Trains will host The Woodstock Rail Fest during the market. Information: woodstockfarmersmarket.org.
- 8:30 a.m. – **Panting Four Paws Festival 5K/10K Run/Walk**, Lippold Park, 851 Route 176, Crystal Lake. Information: raceroster.com/events/2022/59447/panting-four-paws-festival.
- 8 a.m. to 1 p.m. – **The season's final Huntley Farmers Market**, Huntley Town Square, 11704 Coral St., Huntley. Information: www.huntley.il.us.
- Varied times – **Habitat for Humanity of McHenry County - Home Build Project**. Information: 815-759-9002, volunteers@habitatmchenry.org.
- 9 a.m. to noon – **Crystal Lake Fire Rescue Open House**, Crystal Lake Fire Rescue Department, 100 W. Woodstock St., Crystal Lake. For Fire Prevention Week, it features a fire apparatus display, fire safety demonstrations, blood pressure checks, interactive safety stations, an arson detection dog, snacks and games. Nonperishable foods for Crystal Lake Food Pantry. Information: 815-356-3640, kdorfman@crystallake.org.
- 1 p.m. – **Leaf bowl sculptures**, The Nature Center, 330 N. Main St., Crystal Lake.

For ages 13 and older. Information: 815-459-0680, jleech@crystallakeparks.org, www.crystallakeparks.org.

- 2 or 6 p.m. – **Indigenous Voices: Storytelling & More from Lil'Wat Nation Storytellers**, Crystal Lake Nature Center, 330 N. Main St., Crystal Lake. Information: 815-459-1687, crystallake.librarycalendar.com, www.crystallakeparks.org.
 - 3 to 7 p.m. – **Fox Lake Pumpkin Jubilee**, Community Garden Green, 17 E. School Court, Fox Lake. Pumpkin carving for \$2, live music, fall themed crafts with the Fox Lake District Library, and many vendors. Information: www.foxlake.org.
 - 5, 6:15 and 7:30 p.m. – **Ghost Story Train at the Fox River Trolley Museum**, also Oct. 15 and 22, 365 S. La Fox St., South Elgin. Ride a spooky trolley to haunted forest preserve for an evening of family-friendly frights. Check website for other daytime events. Information: www.foxtrolley.org.
 - 7 to 10 p.m. – **Spooktacular Bingo Fundraiser for On Angels' Wings Pet Rescue**, Grand Oaks Recreation Center, 1401 Route 176, Crystal Lake. Jim Wojdyla of Modern Day Romeos fame will call bingo. Information: oaawdevelopment@onangelswings.com, www.eventbrite.com/e/spooktacular-bingo-fundraiser-sponsored-by-advia-aussie-pet-mobile-tickets-407172803817.
 - 7 p.m. – **American English in Beatles tribute, with Spartan Terrace dining option**, Elgin Community College's Blizzard Theatre, 1700 Spartan Drive, Elgin. Information: www.elgin.edu/arts-center/events.
 - 7:30 p.m. – **Carnivale! performances by Elgin Symphony Orchestra**, Hemmens Cultural Center, 45 Symphony Way, Elgin. Also at 2:30 p.m. Oct. 9, conducted by Andres Lopera with violin soloist Kelly Hall-Tompkins. Information: www.cityofelgin.org.
 - 7:30 p.m. – **Hinder concert, with added artists**, The Vixen, 1208 N. Green St., McHenry. Information: www.vixenmchenry.com/events.
 - 8 p.m. – **Poison'D Crue**, Sideouts, 4018 Roberts Road, Island Lake. Information: www.3dsideouts.com.
- ## OCT. 9
- 7 a.m. to 5 p.m. – **Birding: The Big Sit**, Lost Valley Visitor Center, Glacial Park Conservation Area, Route 31 and Harts Road, Ringwood. Celebrate National Wildlife Refuge Week with birding's most sedentary event, an international, noncompetitive bird count. Information: 815-353-0207, mneubauer@mccdistrict.org, www.mccdistrict.org.
 - 10 a.m. to 2 p.m. – **Farmers Market+ at the Dole through Oct. 30**, The Dole, 401 Country Club Road, Crystal Lake. Information: www.farmersmarketatthedole.org.
 - 3 to 4 p.m. – **Chicago Brass Band Players concert**, McHenry County College's Luecht Auditorium, 8900 Highway 14, Crystal Lake. Launches free, Second Sunday Concert Series. Information: 815-455-3700,

www.mchenry.edu.

- 3:30 p.m. – **Rosie and The Rivets**, in a retro rock 'n' roll show, Sideouts, 4018 Roberts Road, Island Lake. Information: www.3dsideouts.com.
- 8 to 9:30 p.m. – **Hunter's Moon Hike**, The Nature Center, 330 N. Main St., Crystal Lake. For ages 13 and older. Participants craft hiking sticks; registration required. Information: 815-459-0680, www.crystallakeparks.org.

OCT. 10

- 3:45 to 4:45 p.m. – **After School Adventures**, Crystal Lake Public Library, 126 W. Paddock St., Crystal Lake. Crafts, games, building, robots – activity changes weekly for drop-in program. Information: 815-459-1687, crystallake.librarycalendar.com.
- 5 to 6 p.m. – **Community Kitchen Ministry Monday Night Meal**, a weekly event at The Church of Holy Apostles, 5211 Bull Valley Road, McHenry. Information: tcoha.churchcenter.com.

OCT. 11

- Noon – **Craft at Noon Drop In**, Grand Oaks Recreation Center, 1401 W. Route 176, Crystal Lake. Bring craft. Information: 815-459-0680, www.crystallakeparks.org.
- 6:30 to 8 p.m. – **Virtual program - SCORE: How Big Can or Should I Grow?**, Crystal Lake Public Library. SCORE Fox Valley Master Mentor Tom Drouin will discuss delegating, handling marketing, the cost of rapid growth, and hiring/relocation concerns. Register at cpl.org. Information: 815-459-1687, crystallake.librarycalendar.com.
- 7:30 p.m. – **Bingo**, Sideouts, 4018 Roberts Road, Island Lake. Every Tuesday is free bingo night presented by Not Your Nana's Bingo. Call 847-526-7174 to register. Information: www.3dsideouts.com.

OCT. 12

- 2 p.m. – **Weekly Drop In Pickleball Drill N' Play Clinics**, The Racket Club, Crystal Lake. RSVP by calling front desk at 847-658-5688. Information: www.crystallakeparks.org.
- Afternoon – **Food distribution every Wednesday**, The Church of Holy Apostles, 5211 Bull Valley Road, McHenry. Information: tcoha.churchcenter.com.
- 7 to 10 p.m. – **Line Dancing Lessons**, Sideouts, 4018 Roberts Road, Island Lake. Kickin' It With Carol offered each second and fourth Wednesday. Information: sideouts.com.
- 7 to 8 p.m. – **Virtual event by Illinois Libraries Present: An Evening with Author Jesmyn Ward**, Crystal Lake Public Library and others. The two-time National Book Award winner discusses how her literary vision and personal experiences address urgent questions about racism and social injustice. Register at cpl.org. Information: 815-459-1687, crystallake.librarycalendar.com.



Shaw Local News Network file photo

Mia Bauman, 4, of Marengo, feeds the animals at the petting zoo Oct. 9, 2021, during the annual Settlers' Days events in Marengo.

5 THINGS TO DO...

1 The **Vintage Shop Hop** featuring more than 400 vintage shops and boutiques across northern Illinois and southern Wisconsin returns for its fall edition this Friday and Saturday.

More than 20 McHenry County businesses – including in Cary, Crystal Lake, Harvard, Hebron, Marengo, McHenry, Richmond, Spring Grove and Woodstock – are participating in the event.

To see a list of participating businesses, their addresses and hours, go to vintageshophop.blogspot.com.

2 Marengo's **Settlers' Days** kicks off Friday with a Roaring '20s theme, live music, parades, fireworks, a car show and a prince and princess costume contest.

The carnival will operate each day in the parking lot at Marengo City Hall, 132 E. Prairie St., opening at 5 p.m. Friday and 1 p.m. both Saturday and Sunday.

Pre-sale ride bracelets can be bought for unlimited rides from 5 to 9 p.m. Friday or 1 to 5 p.m. Thursday. The last day to buy them is Friday, and a list of places where they can be bought is available on the festival's website, settlersdays.com.

Friday also will feature the fireworks, originally planned for the Fourth of July, but canceled because of bad weather. They will follow the Marengo Community High School football game.

An arts and crafts fair will run 9 a.m. to 4 p.m. Saturday at Marengo

Community High School, 110 Franks Road, and the car show will open at 10 a.m. Saturday at Calvin Spencer Park.

Saturday Night on Main Street, which runs 5 to 10 p.m., will feature live music, food vendors, crafts, kid activities, street performers and a beer tent. Three bands instead of two will take the stage, including local bands. Nobody's and Ember's Rise, and headliner Boy Band Review.

A children's pet parade will step off at 10 a.m. Saturday from the First Baptist Church parking lot and the main parade will hit the streets at 2 p.m. Sunday, traveling Route 23 through downtown Marengo, before turning and heading east on Washington Street.

For a full schedule of activities, go to settlersdays.com.

3 Watch "Hocus Pocus" outside at a **movie night** hosted Friday evening at the Lake in the Hills Village Hall, 600 Harvest Gate.

Doors will open at 6:30 p.m., and the movie will start at dusk.

The pre-registration fee is \$2 a person, which will rise to \$3 a person the day of. Every attendee will get a glow bracelet and a bag of popcorn.

Attendees are welcome to bring chairs, blankets, a picnic dinner and non-alcoholic beverages

Go to bit.ly/3d2AObW to register.

4 The **Woodstock Rail Fest** returns with more than a dozen trains on display this Saturday and Sunday around the historic Woodstock Square.

Many local businesses and Square venues – including event organizer M.D. Trains – will host a variety of

See 5 THINGS, page 9

New earlier time! **SEPTEMBER 30 - OCTOBER 16, 2022**
 Fridays at 7:30 PM
 Saturdays and Sundays at 2 PM
 Additional Saturday Performances:
 October 8 & 15 at 7:30 PM

THEATRE 121

Cinderella

WOODSTOCK OPERA HOUSE
TICKETS: 815-338-5300
 A Seating - \$26 (Students & Seniors - \$24)
 B Seating - \$20 (Students & Seniors - \$18)
 121 VAN BUREN ST., WOODSTOCK, IL 60098
 VISIT WWW.WOODSTOCKOPERAHOUSE.COM

Music by Richard Rodgers,
 Book and Lyrics by Oscar Hammerstein II,
 Adapted for the Stage by Tom Briggs,
 From the Teleplay by Robert L. Freedman
 Directed by Mike Frale
www.theatre121.org

VOLUNTEERS NEEDED

Neighbors helping neighbors.
 Join the Medical Reserve Corp today.

unit 84
 medical reserve corps

www.mcdh.info

• 5 THINGS

Continued from page 6

model train setups provided by regional collectors and clubs. Trains will be displayed in store windows around the Square for easy viewing from outside and outdoor and larger indoor venues with train displays will have more capacity for up-close viewing.

Train locations include A New Interiors Anew, Anime & Things, Avant Cycle Cafe, Casting Whimsy Tea, Cesaroni's Cafe and Deli, Dickinson's Little Vaudeville, Ethereal Confections, GriffoNest Games, Home State Bank, My Little Bow Peeps Shop, M.D. Trains, Oliver's Bar and Grill, Read Between The Lynes, Silver Prairie Natural Soap Company, Thoughtfulness Shop, Warp Corps, Winestock Market and Lounge and the Wood-

stock train station.

The event runs 10 a.m. to 5 p.m. Saturday and 10 a.m. to 4 p.m. Sunday.

5 Songs, drumming and storytelling from members of the Lil'wat Nation will fill the Crystal Lake Park District's Nature Center, 330 N. Main St. in Crystal Lake.

The free, drop-in "Indigenous Voices: Storytelling and More from Lil'wat Nation Storytellers" event will

take place 2 to 4 p.m. and 6 to 8 p.m. Saturday.

For information, go to crystal-lakeparks.org.

Would you like your event featured in this weekly feature? The first step is submitting your events to the Northwest Herald's community calendar at shawlocal.com/northwest-herald/local-events/ where they are then considered for inclusion in this feature.

OBITUARIES

VAUGHN HEIDENREICH

Born: September 21, 1924 in Stockton, IL
Died: September 30, 2022 in Woodstock, IL



Vaughn Dale Heidenreich, 98, passed away September 30, 2022 in his Woodstock home surrounded by his loving wife and family. Vaughn was predeceased by his parents Lester and Amy and his four brothers Wilmer, Delmar, Jerry and Vern. He leaves behind his loving wife Mary (Grossel-Adams) Heidenreich, his four



stepchildren; Mary Beth (Dan) Meloni, Joseph (Terese) Adams, Judith (Karl) Shuh, and Karen (Raymond) Shook, as well as three children with first wife Phyllis (Higgins); daughters Candace (Marc) Kresmery, Dawn Hines, and son Curt (Lisa) Heidenreich. Numerous grandchildren and great-grandchildren also mourn his passing. Vaughn was born September 21, 1924 in Stockton, Illinois and graduated from Crystal Lake High School in 1942. In 1943 he joined the United States 8th Army Air Force 457th Bomb Group where

he became a lead bombardier in a B-17 Flying Fortress squadron stationed in England. For his service, First Lieutenant Heidenreich received the Air Medal with 3 Oak Leaf Clusters, a symbol of valor. Upon his return from the war, Vaughn worked at Jewel Tea Company in Barrington where he retired after 44 years as Director of Fleet Operations. Once retired, Vaughn taught the AARP Defensive Driving class for 22 years. Vaughn loved playing golf, bowling, ballroom dancing and watching his beloved Cubbies and Bears. Vaughn and Mary wintered at the "Heidiness" in Tucson, Arizona where Vaughn was the Master of Ceremonies for the Tucson Estates Talent Shows. He had a wonderful voice and for many years, he and Mary sang together in the choir at St. Thomas Catholic Church in Crystal Lake. He lived a full, rich, blessed life and was dearly loved by his family and friends. Even in his final days, he repeatedly told everyone around him, "I love you." Fait accompli (mission accomplished), Vaughn. Funeral Mass to be held on Saturday, October 8th at 10:00am at Saint Thomas the Apostle Catholic Church 451 W. Terra Cotta Rd., Crystal Lake, IL. Luncheon immediately following at the church. A private interment will be held at a later date. In lieu of flowers, donations can be sent to the Alzheimer's Association, the 457th Bomb Group Association or the Saint Thomas Choir.

PAULA RAE HILL

Born: July 26, 1958 in Woodstock, IL
Died: September 29, 2022 in Round Lake, IL



Paula Rae Hill, age 64, passed away on, September 29, 2022, surrounded by her loving family. She was born July 26, 1958, to Paul and Reta (Merchant) Hill.

Paula was a kind, loving, outgoing person who was truly a caregiver her entire life. She loved to dance and sing; she could bring a smile to anyone's face. She loved her family and making memories that will be cherished by them for the rest of their lives.

Paula is survived by her siblings; Patricia Renaldi, Richard Hill, Ruth (Brian) Lundgren, Barb (Jerry) Groskinsky, and Carol (Jeff) Schnullle. She is survived by many nieces and

nephews, and great nieces and nephews. She is also survived by her long time loving and loyal friend Sandi Thurnau.

Paula was preceded in death by her parents and grandparents.

Services will be held at the Justen Funeral Home & Crematory, 3700 W. Charles J. Miller Road, McHenry IL. Visitation will begin at 10 AM Saturday October 8, 2022, followed by a memorial service at 11 AM.

Her family requests donations be made to Alzheimer's Association 225 N. Michigan Avenue; FI 17 Chicago, IL 60601

For more information, please call the funeral home at 815-385-2400 or visit www.justenf.com where friends and loved ones may share memories of Paula on the tribute wall.

COMPASSION, SOLUTIONS, COMMITMENT



Your single source funeral provider.

ALBERTA E. "BERT" (EISENBART) HILL

Born: November 7, 1943
Died: September 25, 2022



Alberta E. (Eisenbart) Hill "Bert" 11/07/1943-09/25/2022

Born in Lyons, WI to Norbert & Rosella (Hudson) Eisenbart.

She attended school in Lyons, WI & Hebron, IL.

She babysat many of the children in Hebron and dearly loved every one of them.

She worked at Woodstock Die Casting, Precision Twist & Drill, Prospect Fastener & Swiss Colony.

She enjoyed sewing, crafting, amateur photography & volunteering at Camp Albrecht Acres (Sherrill, IA) & spending time with her

grandchildren.

She married Richard A. Hill on 08/30/1986. She was preceded in death by her grandson: Allen Kofoed, brother in law: Dennis Larsen, nephews: Michael Hogan & Wallace Smith III, her parents: Norbert & Rosella & stepfather Frank "Itz" Smith.

She is survived by her husband: Richard Hill, Harvard, IL.

Her children: Brian (Ruth) Lundgren Wonder Lake, IL, Connie Lundgren Whittier, NC, John (Theresa) Lundgren Fort Pierce, FL & Paula (Gary) Kasch Roselle, IL.

Her grandchildren: Charles Lundgren, TX, S. Drew Martin, CA, Justin (Dulce) Kofoed, WI, Jack & Avi Kasch, IL & Nicolas Lundgren, FL. Her great-grandchildren: Luna & Bowie Kofoed, WI.

Her siblings: Joe (Linda) Eisenbart, WI, Beverly Larsen, IA, Carol (Leonard) Hogan, MT, Jacqueline (Wallace) Smith, WI.

And many nieces & nephews.

A private service will be held in 2023.

SEAN KENNEDY

Born: June 23, 1964
Died: September 26, 2022



Sean Kennedy, age 58, of Woodstock, Illinois passed away on Monday, September 26, 2022. Sean was born June 23, 1964 to Patricia Kennedy and William Kennedy.

Sean is survived by his brother Michael Kennedy (Sandy), his brother Patrick Kennedy (Danjje), his brother Peter Kennedy (Denice), his brother Bryan Kennedy (Terry) and his sister Melissa Kennedy (John Reed); his aunt Sharon O'Shea, his aunt Sheila O'Shea, his aunt Colleen Winkler (Walt), his nephew David Kennedy, his nephew Bryan Kennedy, his nephew Nathan Kennedy, his niece Danielle Busch (Derek), his niece Deanne Loube

(Alex), his niece Tricia Kennedy, his great nephew Dane Busch and his great nephew Declan Busch.

Sean was preceded in death by his father William Kennedy and his mother Patricia Kennedy; his brother Quinn Kennedy and his brother John Kennedy.

A memorial visitation for Sean will be held Monday, October 10, 2022 from 4:00 PM to 8:00 PM at Querhammer & Flagg Funeral Home, 500 W Terra Cotta Ave, Crystal Lake, Illinois 60014. A memorial service will occur Tuesday, October 11, 2022 at 11:00 AM, 500 W Terra Cotta Ave, Crystal Lake, Illinois 60014. A burial will occur Tuesday, October 11, 2022 at Fort Sheridan National Cemetery. Arrangements entrusted to Querhammer & Flagg Funeral Home.



Sign up to receive the Northwest Herald Obituary Email Newsletter. Includes a QR code.

PUBLIC NOTICES

seizure of property. You may have the option to Answer without appearing in court on the court date by filing a written Answer with the clerk of court before the court date. You must send a copy of your Answer to the Plaintiff(s) named above at their address. You may contact the clerk of court at the telephone number above to determine if there are other methods to answer a Small Claims complaint in that county. Electronically Signed by Richard E. Slueckroth Attorney's State Bar Number 1101071 Date 9/30/2022 Dobberstein Law Firm, LLC 225 S. Executive Dr. Suite 201 Brookfield, WI. 53005 Plaintiff's/Attorney's Telephone Number 262.641.3715

PUBLIC NOTICE CITY OF WOODSTOCK ADVERTISEMENT FOR BIDS SNOW REMOVAL SERVICES FOR DOWNTOWN AND PARKING LOTS

The City of Woodstock will receive sealed bids for contracted snow removal services in our downtown area until 3:30PM, Friday, October 7, 2022. All bids shall be addressed to the Department of Public Works, City of Woodstock, 326 Washington Street, Woodstock, IL 60098. Each proposal must be sealed and clearly identified on the outside of the envelope as a BID FOR SNOW REMOVAL SERVICES FOR DOWNTOWN AND PARKING LOTS. Bids will be opened at 3:30pm, Friday, October 7, 2022 in the offices of Public Works, or in case bids for

PUBLIC NOTICES

more than one City project are being received, as soon thereafter as the business of the City will permit. Award of the bid will be considered at a later meeting of the Woodstock City Council within at least 30 days of the date of receiving bids. All bids received prior to the specified date and time, which meet or exceed the minimum specifications, will be considered by the City. The City will review each properly submitted bid and will make a selection based upon price, availability, quality, and other features of the bid proposals. Bids submitted after 3:30pm, local time, October 7, 2022, will not be considered and will be returned to the bidder. The City of Woodstock reserves the right to reject any or all bids, to waive irregularities in the bids, and to select the bid that is considered to be the most advantageous to the City of Woodstock.

PUBLIC NOTICE CRYSTAL LAKE PARK DISTRICT NOTICE TO BIDDERS

1. TIME AND PLACE OF BID OPENINGS - Sealed proposals for The Racket Club 2023 Outdoor Tennis Court Rehabilitation for the Crystal Lake Park District, McHenry County, Illinois, will be received at the Crystal Lake Park District Administrative Office, One East Crystal Lake Avenue, Crystal Lake, Illinois 60014, until 11:00 AM on October 28th, 2022; and at that time will be publicly opened and read aloud. The contract will be awarded at a Board Meeting of the Park Board of Commissioners on November 17th, 2022 at 6:30 p.m.

For questions regarding the project or to visit the Racket Club Facility, contact Claire Naughton, Manager of Recreation Facilities of the Crystal Lake Park District at cnaughton@crystallakeparks.org

2. DESCRIPTION OF THE WORK - The scope of work involves furnishing all of the required labor, materials, equipment, implements, parts and supplies necessary for, or appurtenant to demolition, repairs and installation of new outdoor tennis court surfacing, fencing and drainage in accordance with the documents prepared by Fred Kalkmann Tennis & Sport Surfaces, LLC dated September 28, 2022 at

PUBLIC NOTICE

The Village of Lake in the Hills will be accepting sealed proposals for Facility Cleaning Services. Proposal packets can be downloaded from the Village website at www.lilh.org. Sealed proposals must be submitted by October 28, 2022 at

PUBLIC NOTICES

10:00 a.m. when all proposals will be opened and read. All interested parties are invited to attend.

(Published in the Northwest Herald October 4, 2022) 2022341

PUBLIC NOTICE

3. INSTRUCTIONS TO BIDDERS - All proposals must be accompanied by a Bidder's Bond, a Certified Check, Cashier's Check or Bank Draft for 10% (ten percent) of the total bid made payable to the Crystal Lake Park District. Bid Breakout Form shall accompany the bid proposal in its entirety. Each bid shall also include three (3) references of clients for which similar work was performed, listing the name, address and telephone number of the client, a description of the work and the construction cost.

4. ILLINOIS PREVAILING WAGE ACT - All contracts for the Construction of Public Works are subject to the Illinois Prevailing Wage Act (820 ILCS 130/1-12).

5. BID PACKET AVAILABILITY - Project manuals, including bid form and specifications, and construction documents are available on Tuesday, October 4th 2022 from Reprographics. You can contact Reprographics by calling 815-477-1018 or emailing them at info@rpn.com. Bidding documents are available at the non-refundable cost of reproduction. Refer to the project manual for information regarding the pre-bid meeting.

6. REJECTION OF BIDS - The Crystal Lake Park District reserves the right to reject any and all bids and to waive technicalities. Dated at Crystal Lake, Illinois, this 30th day of September, 2022. /s/ Jason Herbst

PUBLIC NOTICES

any authorized change orders which have been signed by both parties.

Secretary (Published in the Northwest Herald October 4, 2022) 2022254

PUBLIC NOTICE

Notice is hereby given in compliance with the City of Woodstock Unified Development Ordinance that the City of Woodstock Plan Commission will conduct a public hearing on Thursday, October 20, 2022, at 7:00 p.m. The hearing will be in regards to a petition submitted by Charlie Oliver, Owner, for approval of a variation to allow a fence in a corner side yard that is less than 50% open for the real estate generally located at 830 Marke Lane, Woodstock, Illinois. A copy of the petition which is the subject of this public hearing is on file and available for public viewing at Woodstock City Hall. Anyone wishing to comment may attend the meeting and be heard. Written comments may be submitted to the Department of Building & Zoning at City Hall on or before 5:00 p.m. on the day of the hearing, or during the hearing and prior to its close. /s/ Cody Sheriff, Plan Commission Chairman

(Published in the Northwest Herald on October 4, 2022)2022450

PUBLIC NOTICE

FILE Z-2022-21 Notice is hereby given that the City of McHenry Planning and Zoning Commission will hold a Public Hearing at the McHenry Municipal Center, 333 South Green Street,

PUBLIC NOTICES

McHenry, Illinois 60050, at 7:00 P.M. on Wednesday, October 19, 2022 to consider an application by The City of McHenry of 333 S Green Street, McHenry, IL 60050 for the following requests in accordance with the City of McHenry Zoning Ordinance: Request for Various Zoning Text Amendments to the City of McHenry Zoning Ordinance including, but not limited to: §11-6-18 - Adult-Use Cannabis Business -

PUBLIC NOTICE

Notice of Public Hearing

Notice is hereby given in compliance with the City of Woodstock Unified Development Ordinance that the City of Woodstock Plan Commission will conduct a public hearing on Thursday, October 20, 2022, at 7:00 p.m. The hearing will be in regards to a petition submitted by Charlie Oliver, Owner, for approval of a variation to allow a fence in a corner side yard that is less than 50% open for the real estate generally located at 830 Marke Lane, Woodstock, Illinois. A copy of the petition which is the subject of this public hearing is on file and available for public viewing at Woodstock City Hall. Anyone wishing to comment may attend the meeting and be heard. Written comments may be submitted to the Department of Building & Zoning at City Hall on or before 5:00 p.m. on the day of the hearing, or during the hearing and prior to its close. /s/ Cody Sheriff, Plan Commission Chairman

(Published in the Northwest Herald on October 4, 2022)2022450

PUBLIC NOTICES

McHenry, Illinois 60050, at 7:00 P.M. on Wednesday, October 19, 2022 to consider an application by The City of McHenry of 333 S Green Street, McHenry, IL 60050 for the following requests in accordance with the City of McHenry Zoning Ordinance: Request for Various Zoning Text Amendments to the City of McHenry Zoning Ordinance including, but not limited to: §11-6-18 - Adult-Use Cannabis Business -

PUBLIC NOTICE

Notice of Public Hearing

Notice is hereby given in compliance with the City of Woodstock Unified Development Ordinance that the City of Woodstock Plan Commission will conduct a public hearing on Thursday, October 20, 2022, at 7:00 p.m. The hearing will be in regards to a petition submitted by Charlie Oliver, Owner, for approval of a variation to allow a fence in a corner side yard that is less than 50% open for the real estate generally located at 830 Marke Lane, Woodstock, Illinois. A copy of the petition which is the subject of this public hearing is on file and available for public viewing at Woodstock City Hall. Anyone wishing to comment may attend the meeting and be heard. Written comments may be submitted to the Department of Building & Zoning at City Hall on or before 5:00 p.m. on the day of the hearing, or during the hearing and prior to its close. /s/ Cody Sheriff, Plan Commission Chairman

(Published in the Northwest Herald on October 4, 2022)2022450

PUBLIC NOTICES

District Regulations. A copy of the application is on file and may be examined during regular business hours in the Community Development Department, of the McHenry Municipal Center, 333 South Green Street, McHenry, Illinois 60050, and (815) 363-2170. An electronic copy of the application can be viewed on the City's website at www.cityofmchenry.org/currentdevelopments. All interested parties will be given an opportunity to be

PUBLIC NOTICE

heard. Published by order of the Planning and Zoning Commission, City of McHenry, McHenry County, Illinois. /s/ Stacy Rockweiler Chairwoman, Planning and Zoning Commission (Published in the Northwest Herald October 4, 2022) 2022088

Buying? Selling? Renting? Hiring? To place an ad, call 833-584-NEWS Northwest Herald Classified

PUBLIC NOTICES

heard. Published by order of the Planning and Zoning Commission, City of McHenry, McHenry County, Illinois. /s/ Stacy Rockweiler Chairwoman, Planning and Zoning Commission (Published in the Northwest Herald October 4, 2022) 2022088

PUBLIC NOTICE

Buying? Selling? Renting? Hiring? To place an ad, call 833-584-NEWS Northwest Herald Classified

PUBLIC NOTICES

PUBLIC NOTICE

IN THE CIRCUIT COURT OF THE TWENTY-SECOND JUDICIAL CIRCUIT MCHENRY COUNTY, ILLINOIS THE DEPARTMENT OF TRANSPORTATION OF THE STATE OF ILLINOIS, FOR AND ON BEHALF OF THE PEOPLE OF THE STATE OF ILLINOIS, Plaintiff, v.

R.M.E.A. ENTERPRISE, INC., AN ILLINOIS CORPORATION; HOME STATE BANK, N.A.; CHARLES O. PETERSON, OR HIS HEIRS, SUCCESSORS OR ASSIGNS BY REASON OF DOCUMENT 1993R0050329; AND UNKNOWN OWNERS AND NON-RECORD CLAIMANTS, generally, Defendants. Case No. 2022ED000043

Condemnation Parcel: 1NU0016 1NU0016E Job No. R-91-019-17 JURY DEMAND PUBLICATION NOTICE

The requisite Affidavit for Service by Publication having been filed, notice is hereby given to you, R.M.E.A. ENTERPRISE, INC., AN ILLINOIS CORPORATION; HOME STATE BANK, N.A.; CHARLES O. PETERSON, OR HIS HEIRS, SUCCESSORS OR ASSIGNS BY REASON OF DOCUMENT 1993R0050329; AND UNKNOWN OWNERS AND NON-RECORD CLAIMANTS, generally, in this cause, that the Illinois Department of Transportation has filed its Complaint for Condemnation in the Circuit Court of the Twenty-Second Judicial Circuit in McHenry County, Illinois, for condemnation pursuant to the eminent domain laws of the State of Illinois, of the lands and premises in the Complaint situated in McHenry County, State of Illinois, attached as Exhibit A.

Summons was duly issued out of said court against you as provided by law and such cause is now pending. The aforesaid Complaint for Condemnation is for the ascertainment of the just compensation to be paid to the owner or owners for the fee simple title to the real property designated as Parcel 1NU0016 +1E, sought to be acquired for the purpose of the improvement of Illinois Route 47 from North of IL 120 to US 14 in McHenry County, Illinois.

NOW THEREFORE, unless you, the above named defendants, file your appearance in this cause, in the office of the Clerk of the Circuit Court of the Twenty-Second Judicial Circuit, 2200 N. Seminary Avenue, Woodstock, Illinois, on or before the 25th day of October, 2022, default may be entered against you at any time after that day, or the case may be tried at any time after said date, and a judgment entered in accordance with the prayer of said Complaint.

IN TESTIMONY WHEREOF, I have hereunto set my hand and affixed the Seal of said Court, this 12th day of September, 2022.

9/12/2022 KATHERINE M. KEEFE By: GAJ, Deputy Clerk Clerk of the 22nd Judicial Circuit Woodstock, McHenry County, Illinois

Cynthia A. Schoupp, Special Assistant Attorney General Attorney for Plaintiff, Walker Wilcox Malusco LLP, One North Franklin Street, Suite 3200, Chicago, Illinois 60606 (312) 244-6700 Atty No.: 6243884 cschoupp@walkerwilcox.com

EXHIBIT A Route: IL Route 47 Section: County: McHenry Job No.: R-91-019-17 Parcel No.: 1NU0016 Station: 115+02.74 to 117+02.80 Index No.: 13-09-351-024 That part of Lot 2 in Yogi Subdivision, being a subdivision of part of the Southwest Quarter of Section 9, Township 44 North, Range 7 East of the Third Principal Meridian, according to the plat thereof recorded June 19, 1989 as Document Number 89R019176, in McHenry County, Illinois, bearings and distances are based on the Illinois State Plane Coordinate System, East Zone, NAD83 (2011 Adjustment), with a combined factor of 0.9993761, described as follows:

Beginning of the southwest corner of said Lot 2; thence North 00 degrees 21 minutes 11 seconds West along west line of said Lot 2, a distance of 200.00 feet to the northwest corner thereof; thence North 89 degrees 51 minutes 36 seconds East along the north line of said Lot 2, a distance of 16.77 feet; thence South 00 degrees 27 minutes 43 seconds East 135.96 feet to a point of curve; thence southwesterly 29.00 feet along said curve to the right, having a radius of 112.00 feet, the chord of said curve bears South 06 degrees 57 minutes 20 seconds West 28.92 feet, to a point of reverse curve; thence southwesterly 25.37 feet along said curve to the left, having a radius of 98.00 feet, the chord of said curve bears South 06 degrees 57 minutes 20 seconds West 25.30 feet, to a point of tangency; thence South 00 degrees 27 minutes 43 seconds East 10.24 feet to the south line of said Lot 2; thence South 89 degrees 51 minutes 36 seconds West along said south line 10.15 feet to the Point of Beginning.

Said parcel containing 0.072 Acres, more or less.

EXHIBIT B Route: IL Route 47 Section: County: McHenry Job No.: R-91-019-17 Parcel No.: 1NU0016E Station: 115+02.64 to 117+02.70 Index No.: 13-09-351-024 That part of Lot 2 in Yogi Subdivision, being a subdivision of part of the Southwest Quarter of Section 9, Township 44 North, Range 7 East of the Third Principal Meridian, according to the plat thereof recorded June 19, 1989 as Document Number 89R019176, in McHenry County, Illinois, bearings and distances are based on the Illinois State Plane Coordinate System, East Zone, NAD83 (2011 Adjustment), with a combined factor of 0.9993761, described as follows:

Commencing at the southwest corner of said Lot 2; thence North 89 degrees 51 minutes 36 seconds East along the south line of said Lot 2, a distance of 10.15 feet to the Point of Beginning; thence North 00 degrees 27 minutes 43 seconds West 10.24 feet to a point of curve; thence northeasterly 25.37 feet along said curve to the right, having a radius of 98.00 feet, the chord of said curve bears North 06 degrees 57 minutes 20 seconds East 25.30 feet, to a point of reverse curve; thence northeasterly 29.00 feet along said curve to the left, having a radius of 112.00 feet, the chord of said curve bears North 06 degrees 57 minutes 20 seconds East 28.92 feet, to a point of tangency; thence North 00 degrees 27 minutes 43 seconds West 135.96 feet to the north line of said Lot 2; thence North 89 degrees 51 minutes 36 seconds East along said north line 11.00 feet; thence South 00 degrees 27 minutes 43 seconds East 200.00 feet to said south line of Lot 2; thence South 89 degrees 51 minutes 36 seconds West along said south line 18.00 feet to the Point of Beginning.

Said parcel containing 0.056 Acres (2456 square feet), more or less. (Published in Northwest Herald September 20, 27, October 4, 2022) 2017501

ILLINOIS PUBLIC NOTICES NOW FREE ONLINE! assessments | budgets | schools | taxes | foreclosures | hearings | adoptions | estates www.PUBLICNOTICEILLINOIS.COM a free service provided by members of the Illinois Public Notice Association

Norge Ski Club to host fundraiser for paralyzed man

By AARON DORMAN
adorman@shawmedia.com

The family of a man who was paralyzed when a car ran into his Crystal Lake house in July is holding a fundraiser at Norge Ski Club in Fox River Grove.

Angelo Pleotis, who is still rehabbing in the hospital from his injuries, was a frequent ski jumper at Norge, said his son, Phillip Pleotis.

The event at Norge this Sunday will include ski jumpers, five bands, a full bar, bounce houses, a silent auction for sports memorabilia and several raffle opportunities, Phillip Pleotis said.

The latter includes a "tennis ball race" where 100 tennis balls will be rolled down a hill, he said.

Shortly after the crash occurred – a car went right through the walls of his home – doctors indicated that Angelo Pleotis might not be able to walk again.

"We're just trying to find a way to help my dad," Phillip Pleotis said. "We don't know how long this rehab will take. There's a lot of moving parts. But we want to make sure he can live comfortably, or as much as he can."

Phillip said the whole Pleotis family has been going to Norge for roughly 30 years, and

after pitching an idea to Norge's owners about an event, they said the Pleotises had their full support, Phillip said.

The Crystal Lake police issued warrants in August for the driver of the vehicle that crashed into Angelo Pleotis's home, Connor Kirkpatrick of Crystal Lake. The issued warrants were for aggravated reckless driving, reckless conduct and criminal damage to property over \$100,000, according to the police department's news release at the time.

The family also has a pending civil complaint against Kirkpatrick that accuses him of negligence and seeks more than \$50,000 in damages.

Philip said the family has had a "hard, emotional and stressful" past few weeks and it was still early in Angelo's rehab. Phillip said it was especially difficult for Angelo not to see his grandchildren. All the facilities he's been at so far have allowed only visitors 18 and older.

"Everything from Sunday's event is going straight to dad," Phillip said. "We hope to see everybody that can make it out there, but the community has been so great already and we want them to know it's appreciated."

The event at Norge will begin at 10:30 a.m. Sunday. The entry fee will be \$20, but free for children. Those interested can contact Norge Ski Club at norgeskiclub.org.




Photo provided by the Pleotis Family

Crystal Lake resident Angelo Pleotis, 64, shown on the left, was seriously injured during an accident on July 27 during which a car crashed through his garage and into the home itself. Pleotis' family said he may be paralyzed for life now.

ART EVENT OPENING NIGHT:
FRIDAY, OCTOBER 7 | 6:00PM - 9:00PM
THE DOLE MANSION: 401 COUNTRY CLUB ROAD, CRYSTAL LAKE, IL 60014
\$5 SUGGESTED DONATION TO SUPPORT THE DOLE

35 CONTRIBUTING FINE ARTISTS | THIS SHOW IS CURATED BY J + K ISACSON

Dangerous Lullabies is a curated fine art exhibition that explores the curious allure of things that frighten us. Artists from across the country have conspired to fill the historic mansion with paintings, sculptures and fine art creations which examine the beauty found in the ashes of terror and the magnetic pull of things that are disturbing, on-edge or dark.

The Dole Lakeside Legacy Foundation, a 501(c)3 charitable organization.
401 Country Club Road, Crystal Lake, IL 60014 | 815.455.8000

FLANNEL FEST

RAIN OR SHINE

TICKETS
PRE-SALE \$10/ADULT \$5/AGES 5-18 UNDER 5 FREE
GATE ADMISSION \$12/ADULT \$7/AGES 5-18 UNDER 5 FREE

SAT OCT 22 * 10 AM-4 PM
MAIN BEACH, 300 LAKESHORE DR

REGISTER NOW FOR THE CHEEKY JONES CO. BEST BEARD LONGEST BEARD BEST MUSTACHE

REGISTER NOW FOR OUR PIE EATING CONTEST

CRYSTAL LAKE PARK DISTRICT

CRYSTALLAKEPARKS.ORG

CALENDAR OF EVENTS

The following events are taking place in and around McHenry County. Find more local events and enter your own event at NWHERald.com.

SEPT. 29

- All day – Open Gym, Lakefront Park Building, 71 Nippersink Blvd., Fox Lake. Varied dates. Register at 224-225-1404 or online. Information: www.foxlake.org.
- 6 to 8 p.m. – **Pickle Ball**, Lakefront Park Building, 71 Nippersink Blvd., Fox Lake. Various dates. Information: 224-225-1404, www.foxlake.org/calendar.
- 6 to 7:30 p.m. – **The Dizzy Discussion**, Smith Physical Therapy and Running Academy, 110 W. Woodstock St., Unit A, Crystal Lake. Information: jill.ernst@smithptplus.com, www.eventbrite.com/e/dizzy-discussion-tickets-415954730797.
- 7 to 8:30 p.m. – **Hybrid program: "RV Traveling and Writing,"** with author **Paul Costoff**, Crystal Lake Public Library, 126 W. Paddock St., Crystal Lake. Meet the local author, who will talk about his book "Welcome to Your Life" and his adventures traveling the country in his RV. The program will be offered on Zoom and in person. Register at clpl.org. Information: 815-459-1687, crystal-lake.librarycalendar.com.
- 7:30 p.m. – **Music by Frank Bang**, The Vixen, 1208 N. Green St., McHenry. Information: www.vixenmchenry.com.

SEPT. 30

- 5 to 11 p.m. – **Opening of The Halloween Experience: A Drive-thru Halloween Spectacular**, Camp Big Timber, 37W955 Big Timber Road, Elgin. Offered Fridays and Saturdays through October, plus Oct. 30 and 31. In this all-new attraction, people drive a nearly mile long pathway through the woods, featuring lights and scenery, and concluding with a drive-thru pumpkin patch where every car gets a pumpkin. Event admission price is per vehicle. Information: 872-216-6033, info@thehalloweenexperience.com, www.thehalloweenexperience.com.
- 6:30 to 8 p.m. – **Fox Lake Friday Night Summer Concert Series ends with show by Blue Sirens**, Community Garden Green, 17 E. School Court, Fox Lake. The band will perform current pop hits. Information: www.foxlake.org.
- 7:30 p.m. – **Theatre 121's "Cinderella" musical opens**, Woodstock Opera House, 121 Van Buren St., Woodstock. Performances at 7:30 p.m. Fridays, varied times on Saturdays, and 2 p.m. Sundays until Oct. 16. "Tea With Cinderella" is offered at 1 p.m. Oct. 9. Information: www.woodstockoperahouse.com.

- 7:30 p.m. – **Kashmir in Led Zeppelin tribute show**, The Vixen, 1208 N. Green St., McHenry. Information: www.vixenmchenry.com.
- 8 p.m. – **A McHenry County cast and director bring "I Hate Hamlet" to the stage**, Elgin Arts Showcase, 164 Division St., eighth floor, Elgin. Curtain for the Elgin Theatre Company comedy is at 8 p.m. Fridays and Saturdays, and 2 p.m. Sundays through Oct. 9. Regina Belt-Daniels directs, and Rikki Lee Travolta is among the stars of what's promised to be a stellar cast. Information: 847-741-0532, www.Elgin-Theatre.org, tickets@inil.com.

OCT. 1

- 8 a.m. to 1 p.m. – **Summer Market on the Square**, downtown Woodstock. Story time at the market with Miss Arlene from Read Between The Lines from 10:30 to 11 a.m. Live music on tap. Information: woodstockfarmersmarket.org.
- 8 a.m. to 1 p.m. – **The season's final Huntley Farmers Market**, Huntley Town Square, 11704 Coral St., Huntley. Information: www.huntley.il.us.
- 9 a.m. to 3 p.m. – **Fall Business Showcase, outdoor setting**, Three Oaks Recreation Center, 517 Northwest Highway, Crystal Lake. Rain date is Oct. 8. Information: 815-459-1300, kparkin@clchamber.com, business.clchamber.com/events/details/fall-business-showcase-outdoors-466335.
- 9 a.m. to 3 p.m. – **Crafts and Gifts Festival, benefiting Thanksgiving for the Sailors**, McHenry VFW, 3002 W. Route 120, McHenry. Information: 815-353-6890, malcorn7patriot@yahoo.com, maureenandfrank62@aol.com, m.facebook.com/events/3300678583540536.
- 9 a.m. to 1 p.m. – **Bargain Barn**, First Congregational Church of Huntley, 11628 E. Main St., Huntley. Open first Saturday of each month through October. Information: 815-353-0597, fcchuntley.org.
- 10 a.m. to 4 p.m. – **Algonquin Harvest Market**, Main Street in downtown Algonquin. Fall farmers market with crafts, food, entertainment and giveaways. Information: 847-875-9932, rg461@aol.com, Algonquin-HarvestMarket.com.
- Varied times – **Habitat for Humanity of McHenry County - Home Build Project**. Information: 815-759-9002, volunteers@habitatmchenry.org.
- 11 a.m. to 1 p.m. – **Dusty Boots Tour of The Old Courthouse**, The Old Courthouse and Sheriff's House, 101 N. Johnson St., Woodstock. Free, 30-minute, guided tours of the construction site. Register at signup.com/go/fmiceXD. Information: www.woodstockil.gov/citymanager/page/dusty-boots

four-old-courthouse-oct-1.

- 1 to 5 p.m. – **Ninth annual Woodstock Ale Fest**, at Clay and Newell, Woodstock. Information: woodstockalefest.org.
- 1 p.m. – **Frugal Frontier, for ages 7 and older**, Colonel Palmer House, 660 E. Terra Cotta Ave., Crystal Lake. Information: 815-459-0680, www.crystallakeparks.org.
- 7:30 p.m. – **Stand-up comedy by Jamie Kennedy**, The Vixen, 1208 N. Green St., McHenry. Information: 815-347-4638, www.vixenmchenry.com.
- 8 p.m. – **The Hat Guys**, Sideouts, 4018 Roberts Road, Island Lake. Information: www.3dsideouts.com.
- 8:30 p.m. – **Stage Left Cafe's Chicago Comedy Takeover**, Woodstock Opera House, 121 Van Buren St., Woodstock. Information: www.woodstockoperahouse.com.

OCT. 2

- 7:30 a.m. – **75th Anniversary CTA Day at Fox River Trolley Museum**, 365 S. La Fox St., South Elgin. Cars depart at 8 a.m. Information: 800-217-5362, www.foxtrolley.org/75th-Anniversary-CTA-Day.
- 9 a.m. – **Fox Chase 5K & Youth Mile**, Stanger Park, 975 Algonquin Road, Fox River Grove. Information: www.facebook.com/FoxChase5kAndYouthMile.
- 10 a.m. to 3 p.m. – **Fall Festival presented by Fox Lake and Grant Township**, Grant Township Center, 26725 W. Molitor Road, Ingleside. The free event will have music, craft vendors, pumpkin carving, food, refreshments, a pie-eating contest, inflatables, petting zoo and public works/highway and police vehicles, among the activities. Information: www.foxlake.org, 847-740-2233 or 224-225-1404.
- 10 a.m. to 2 p.m. – **Farmers Market+ at The Dole through Oct. 30**, The Dole, 401 Country Club Road, Crystal Lake. Information: www.farmersmarketatthedole.org.
- 11 a.m. to 4 p.m. – **"Meet the Breed" at R Double J Ranch**, a horseback riding center, 2800 Derby Lane, McHenry. MC Horse Training: working equitation or Spanish Dance; drill team and other events. There will be pony rides and food trucks. Information: 847-533-5230, 815-322-9668, kristamayer3@gmail.com.
- 3:30 p.m. – **The Dixon Bandits will play Southern rock**, Sideouts, 4018 Roberts Road, Island Lake. Information: www.3dsideouts.com.
- 7 p.m. – **Trapt in concert**, The Vixen, 1208 N. Green St., McHenry. Information: 815-347-4638, www.vixenmchenry.com.

OCT. 3

- 3:45 to 4:45 p.m. – **After School Adventures**, Crystal Lake Public Library, 126

W. Paddock St., Crystal Lake. Crafts, games, building, robots – activity changes weekly for drop-in program. Information: 815-459-1687, crystallake.librarycalendar.com.

- 5 to 6 p.m. – **Community Kitchen Ministry Monday Night Meal**, a weekly event at The Church Of Holy Apostles, 5211 Bull Valley Road, McHenry. Information: tcoha.churchcenter.com.
- 6:30 p.m. – **Broadway Musical Masterclass: Telling Story Through Song**, Raue Center For The Arts, 26 N. Williams St., Crystal Lake. Raue Center School For The Arts presents the free class taught by Broadway veterans Joy Hermalyn (Yente) and David Benoit (Lazar Wolf), stars of the Lyric Opera of Chicago's current "Fiddler on the Roof." Information: 815-356-9212, Boxoffice@rauecenter.org, rauecenter.org.

OCT. 4

- 7:30 p.m. – **Bingo**, Sideouts, 4018 Roberts Road, Island Lake. Every Tuesday is free bingo night presented by Not Your Nana's Bingo. They recommend calling 847-526-7174 to register. Information: 847-526-7174, www.3dsideouts.com.

OCT. 5

- 9 a.m. to 12:15 p.m. – **Wellness Screening**, McHenry County Department of Health, 100 N. Virginia St., Crystal Lake. Reservations required. Information: 815-334-4521, www.mchenrycountyil.gov.
- 9:30 a.m. to 12:30 p.m. – **Disability Job Fair**, McHenry County College's Shah Center, 4100 W. Shamrock Lane, McHenry. Not all disabilities are visible; this diverse abilities job fair event is open to job seekers with all types of abilities. People should dress for success and bring copies of their resume. Information: 815-455-3700, www.mchenry.edu.
- 2 p.m. – **Weekly Drop In Pickleball Drill N' Play Clinics**, The Racket Club, Crystal Lake. RSVP by calling front desk at 847-658-5688. Information: www.crystallakeparks.org.
- Afternoon – **Food distribution every Wednesday**, The Church of Holy Apostles, 5211 Bull Valley Road, McHenry. Information: tcoha.churchcenter.com.
- 7 to 8:30 p.m. – **Virtual program: "From a Brick Came a Movement,"** Crystal Lake Public Library. Michael Duggan and Dana Thompson explore the key figures of the Stonewall Riots, and how their actions ushered in a new spirit of resilience for the LGBTQ+ community as they pressed for their rights as citizens. Information: 815-459-1687, crystallake.librarycalendar.com.



Please Recycle Your Newspaper



CALENDAR OF EVENTS

The following events are taking place in and around McHenry County. Find more local events and enter your own event at NWHERald.com.

SEPT. 22

• 5:30 p.m. – **Music by Sevendust, Nonpoint and Bastardane**, The Vixen, 1208 N. Green St., McHenry. Information: 815-271-5010, www.vixenmchenry.com.

• 6 to 8 p.m. – **Pickle Ball**, Lakefront Park Building, 71 Nippersink Blvd., Fox Lake. Various dates. Plus, open gym offered all day. Information: 224-225-1404, www.foxlake.org/calendar.

• 6 to 8:45 p.m. – **CLPL Social: Readers' Social Club, Aroma Coffee & Wine**, 77 E. Woodstock St., Crystal Lake. There's no assigned reading; bring whatever you happen to be reading and meet fellow book lovers. Register at clpl.org. Information: 815-459-1687, crystallake.librarycalendar.com.

• 6 to 9 p.m. – **Music Under The Trees at The Dole presents Oktoberfest with Die Musikmeisters Band**, 401 Country Club Road, Crystal Lake. Grab your picnic blanket and lawn chairs. General admission costs \$20. Information: 815-455-8000, ext. 108, www.thedole.org/music-under-the-trees.

• 6 to 7 p.m. – **QPR Suicide Prevention Training**, a virtual program by National Alliance on Mental Illness McHenry County. Offered every fourth Thursday. Information: www.namimch.org.

• 7 p.m. – **Great Art on Screen – Pompeii: Sin City**, Woodstock Opera House, 121 Van Buren St., Woodstock. Cost: \$15. Information: www.woodstockoperahouse.com.

SEPT. 23

• Varied times – **17th Annual Huntley Fall Fest**, through Sept. 25, Deicke Park, 11419 S. Route 47, Huntley. Fireworks on Saturday. Information: huntleyfallfest.com.

• 6 to 10 p.m. – **Starline 4th Friday**, Starline Factory, 300 W. Front St., Harvard. Features juried art show, music, drinks, galleries, studios and more. Admission charged. Information: lorette@starlinefactory.com, www.starlinefactoryartists.com.

• 6:30 to 8 p.m. – **Fox Lake Friday Night Summer Concert Series**, Community Garden Green, 17 E. School Court, Fox Lake. Bridgeport Ramblers play Irish music, followed Sept. 30 by Blue Sirens performing current pop hits to cap the series. Information: www.foxlake.org.

• 7 p.m. – **Inaugural production by Elsinore Players of Edward Albee's "Who's Afraid of Virginia Woolf?"** playing now through Sept. 25, First United Methodist Church, 216 E. Highland Ave., Elgin. Starring Jamie Ewing of Crystal Lake, Lori Rohr of Palatine, Brian Fleming of Chicago, and Audrey Gniech of Algonquin. Information: tickets at www.eventbrite.com.

• 7:30 p.m. – **Nightrain in Guns N' Roses tribute**, The Vixen, 1208 N. Green St.,

McHenry. Information: 815-271-5010, www.vixenmchenry.com.

• 8 p.m. – **Forever Flannel, Sideouts**, 4018 Roberts Road, Island Lake. Information: www.3dsideouts.com.

• 8 p.m. – **GreenRoom Improv**, Raue Center For The Arts, 26 N. Williams St., Crystal Lake. Unique blend of clean, high-energy comedy for all ages. Information: 815-356-9212, Boxoffice@rauecenter.org, rauecenter.org.

SEPT. 24

• 8 a.m. to 1 p.m. – **Summer Market on the Square**, downtown Woodstock. Story time at the market with Miss Arlene from Read Between The Lines from 10:30 to 11 a.m. Live music by Guyz With Bad Eyez and Big Fish. Information: woodstockfarmers-market.org.

• 8 a.m. to 1 p.m. – **Huntley Farmers Market**, continuing Saturdays through Oct. 1, Huntley Town Square, 11704 Coral St., Huntley. Information: www.huntley.il.us.

• 8 a.m. to 1 p.m. – **Downtown Crystal Lake Farmers Market's last date**, Depot Park, 90 E. Woodstock Ave., Crystal Lake. Information: downtownclv.org/annual-events/farmers-market.

• Varied times – **Habitat for Humanity of McHenry County – Home Build Project**. Information: 815-759-9002, volunteers@habitatmchenry.org.

• 9 a.m. to 1 p.m. – **Fox Valley Rocketeers' September launches**, Kishwaukee Park (Davis Road Soccer Fields), off Davis Road, Woodstock. The local club of model rocketry enthusiasts hosts sport rocketry launches. Information: 815-337-9068, mbundick@comcast.net, foxvalleyrocketeers.org.

• 9 a.m. to 4 p.m. – **Johnny Applesseed Festival & Great Ball Race** (race at 3 p.m.), downtown Crystal Lake. Information: downtowncl.org.

• 10 a.m. – **Secrets of Fairy Art**, The Nature Center, 330 N. Main St., Crystal Lake. For ages 6-12. Registration required. Information: 815-459-0680, jleech@crystallakeparks.org, www.crystallakeparks.org.

• Noon to 4 p.m. – **Two-day Norge Ski Club Annual Ski Jump Tournament – Jumptober Fest**, 100 Ski Hill Road, Fox River Grove. Information: 847-639-9718, www.norgeskiclub.com.

• 2 to 4 p.m. – **Plein Air Art**, The Nature Center, 330 N. Main St., Crystal Lake. For ages 6-12. Registration required. Information: 815-459-0680, jleech@crystallakeparks.org, www.crystallakeparks.org.

• 2 to 4 p.m. – **Holistic Nutrition: Women's Health**, BCS Wellness, 58 N. Williams St., Crystal Lake. Cost: \$40. Sign up at business.bcs4wellness.com/student. Information: business.carygrovechamber.com.

• 5 p.m. – **Dinner and a Movie: "The Godfather"**, Woodstock Opera House, 121 Van Buren St., Woodstock. Dinner at 5 p.m., movie at 7 p.m. Information: www.woodstockoperahouse.com.

• 5 to 9 p.m. – **Blocktober Fest Village**

of Lakewood, Redtail Golf Club, 7900 Red-tail Drive, Lakewood. Music by Semple Band, food trucks, kids games and fireworks. Cost: \$5. Music starts at 6:45 p.m. Information: 815-459-3025, info@village.lakewood.il.us, www.village.lakewood.il.us.

• 7 to 10 p.m. – **2022 Elgin Short Film Festival**, The Hemmens Cultural Center, 45 Symphony Way, Elgin. Red carpet and pre-show entertainment start outside at 6 p.m. Cost: \$10. Information: 847-931-5900, hemmensboxoffice@cityofelgin.org, www.hemmens.org.

• 7 p.m. – **Concert starring A Brother's Revival**, Elgin Community College's Blizard Theatre, 1700 Spartan Drive, Elgin. Features former members of the Allman Brothers Band and Dickey Betts & Great Southern. An optional dinner is offered at Spartan Terrace before the show. Information: elgin.edu/arts-center/events.

• 7:30 p.m. – **Comedian Robert Kelly**, The Vixen, 1208 N. Green St., McHenry. Information: www.vixenmchenry.com.

• 8 p.m. – **Smells Like Dave Grohl with Hervana**, Sideouts, 4018 Roberts Road, Island Lake. Information: www.3dsideouts.com.

• 8:30 p.m. – **Lucy's Comedy**, Raue Center For The Arts, 26 N. Williams St., Crystal Lake. Curated by comic and radio personality John DaCosse. Information: 815-356-9212, boxoffice@Rauecenter.org, rauecenter.org.

SEPT. 25

• 9 to 11 a.m. – **Sterne's Woods & Fen Volunteer Work Day**, 5617 Hillside Road, Crystal Lake. Information: 815-459-0680, jleech@crystallakeparks.org, www.crystallakeparks.org.

• 10 a.m. to 4 p.m. – **McHenry County Farm Stroll 2022**. A free self-guided tour of around 10 diversified family farms. Information: mchenrycfc.org/mchenry-county-farm-stroll-0.

• 10 a.m. to 2 p.m. – **Farmers Market+ at The Dole through Oct. 30**, The Dole, 401 Country Club Road, Crystal Lake. Information: www.farmersmarketatthedole.org.

• 11 a.m. to 5 p.m. – **Fall Caboose Days – Fox River Trolley Museum**, 365 S. La Fox St., South Elgin. Families can enjoy a caboose ride and excursion on a locomotive or antique trolley cars along the Fox River to Jon J. Duerr Forest Preserve. Trains leave South Elgin's Castlemuir Station every 45 minutes, starting at 11 a.m. Information: www.foxtrolley.org.

• Noon to 4 p.m. – **Archaeological Awareness**, Powers-Walker House, Glacial Park Conservation Area, 6201 Harts Road, Ringwood. Professional archaeologists will describe prehistoric technologies, as well as help identify arrowheads and prehistoric tools. Free for all ages; no registration required. Information: 815-353-0207, www.mccdistrct.org.

• 6 to 8:30 p.m. – **Amit Tandon – Stand-Up Comedy**, Hemmens Cultural Center, 45 Symphony Way, Elgin. Information: www.cityofelgin.org.

• 7 p.m. – **Banachek's Mind Games Live**, The Vixen, 1208 N. Green St., McHenry. Information: 815-347-4638, www.vixenmchenry.com.

SEPT. 26

• 3:45 to 4:45 p.m. – **After School Adventures**, Crystal Lake Public Library, 126 W. Paddock St., Crystal Lake. Crafts, games, building, robots – activity changes weekly for drop-in program. Information: 815-459-1687, crystallake.librarycalendar.com.

• 7 to 8:30 p.m. – **Native American Voices: Indigenous Boarding and Residential Schools**, a virtual program, Crystal Lake Public Library. Register at clpl.org. Information: 815-459-1687, crystallake.librarycalendar.com.

SEPT. 27

• 8 a.m. to 1 p.m. – **Woodstock Farmers Market (offered Tuesdays and Saturdays)**, Woodstock Square, 121 W. Van Buren, Woodstock. Information: woodstockfarmers-market.org.

• 3 to 7 p.m. – **Fox Lake Farmers Market**, Fox Lake Community Garden Green, 17 E. School Court, Fox Lake. Information: www.foxlake.org.

• 6 p.m. – **Read Between The Lines hosts authors Peter Prindiville and former Senator Russ Feingold**, Woodstock Opera House Community Room, 121 Van Buren St., Woodstock. Their book is "The Constitution in Jeopardy." Information: 815-206-5967, rblstaff@gmail.com, www.readbetweenthe-lines.com.

• 7 p.m. – **Paint 'n Sip School Spirit**, Stage Left Cafe, 125 Van Buren St., Woodstock. Information: www.woodstockoperahouse.com.

• 7:30 p.m. – **Bingo**, Sideouts, 4018 Roberts Road, Island Lake. Every Tuesday is free bingo night presented by Not Your Nana's Bingo. Registration recommended; call 847-526-7174. Information: www.3dsideouts.com.

SEPT. 28

• 10 a.m. to noon – **McHenry County Department of Health Wellness Screenings**, Woodstock Public Library, 414 W. Judd St. Visit www.mcdh.info or call 815-334-4510 for details and to register. Information: woodstock.librarycalendar.com.

• 2 p.m. – **Weekly Drop In Pickleball Drill N' Play Clinics**, The Racket Club, Crystal Lake. RSVP by calling front desk at 847-658-5688. Information: www.crystallakeparks.org.

• Afternoon – **Food distribution every Wednesday**, The Church of Holy Apostles, 5211 Bull Valley Road, McHenry. Information: tcoha.churchcenter.com.

• 7 to 10 p.m. – **Line Dancing Lessons**, Sideouts, 4018 Roberts Road, Island Lake. Offered each second and fourth Wednesday, featuring Kickin' It With Carol. Information: sideouts.com.

Crystal Lake Strikers aim to grow kids' programs; fall kickoff event set

Organizer: 'Our dream is to have every student ... spinning a flag or hitting a drum'

By AARON DORMAN
adorman@shawmedia.com

The Crystal Lake Strikers drum line organization hopes to put sticks and snares into the hands of more youth this year, one of its directors said.

The organization, which is set to host a fall kickoff event this Sunday, features eight performing programs – seven for youth – with more than 120 performers at the moment, but the Strikers want to push that number to 150 by the end of the year, Striker board member Dan Chamberlain said.

This past year, the group rolled out two new programs, the elementary-age Pinstripes and middle-school-

age Strike Force, which had “really really strong success” in their inaugural year, Chamberlain said.

“Our dream is to have every student in McHenry County spinning a flag or hitting a drum,” Chamberlain said.

All of the board members, including Chamberlain, played drums when they were in grade school, and Chamberlain said they feel the experience was formative and helped instill in them a passion for drumming that they now carry forward with the Strikers.

“There are so many benefits for students to performing drums, learning to work, to rehearsal, handling performing for an audience,” Chamberlain said. “They grow as performance and as young people.”

The Strikers, which are most visible to the community through its parade appearances but also offer scholarships in addition to its youth programming, aim to use the fall kickoff to help generate more interest and awareness for student interest, Chamberlain said.

Chamberlain, who plays snare

and directs the Strikers' AllStars Drumline, said the event will be a chance for community members and families to come by and meet the drummers who would work with and teach their children. The event will also feature an opportunity to register for a \$50 tuition credit.

Chamberlain said the organization is always amenable to helping make finances work for prospective students in need; last year the organization received grant funding for girls and students with disabilities to participate in the Strikers programs.

Later in the fall, the AllStars will play for high school basketball games in Crystal Lake, and the Strikers will host two free clinics for kids on Oct. 25 and 27 presented by the Crystal Lake Thunder drum line.

This coming February, the group is scheduled to perform at the Raue Center for the Arts in downtown Crystal Lake.

Sunday's kickoff event will be from 11 a.m. to 1 p.m. at Striker Hall, 54 Lou St. in Crystal Lake.

• **SHORTAGE**

Continued from page 3

their business.

“We had to pivot, and that is the main reason we are here and thriving. We changed the way we conduct business,” Bernice said.

The catering and banquet side now has 72 people on payroll, up from 30 in early summer 2020, Jim said. Of those, 15 are full-time with benefits. On the weekends, the couple said, they may do seven catered events. By allowing staff to pick their schedules, they have been able to completely staff events.

“We try to be flexible. ... It is on Bernice and I putting that schedule together,” Jim said.

Still, they could do 10 events on weekends if they had more people, Jim said.

Other brick-and-mortar restaurants began renting out their kitchens for pop-up or delivery-only services, Doran said. “If you look on an app or a website, it seems to be a legitimate restaurant, but it is renting kitchen space and selling online only.”

These “ghost kitchens” allow the kitchen owners to generate money off unused space and give start-up restaurants a place to cook, he said.

Renting out the kitchen can “help them make up for lost dollars and seats,” Doren said.

It used to be each restaurant had “X amount of seats. You were only able to figure profit on seat and ability to turn them over,” Doren said.

Now, focusing on take out and pick up orders instead of sit-down diners may be the long-term reality for many restaurants if labor problems persist, he said.

McHenry County's
CUTEST PET CONTEST
SEPTEMBER 2022
NORTHWEST HERALD
Part of SHAW LOCAL's Local News

Vote for September's Cutest Pet
Vote September 20-26. Many have entered, one will win!

Title Sponsor
KIA | **Raymond ANTIPOH**

Supporting Sponsor
University of MOVERS

Vote by scanning the code above with your phone.

RAIN OR SHINE

FLANNEL FEST

TICKETS
PRE-SALE
\$10/ADULT
\$5/AGES 5-18
UNDER 5 FREE

GATE ADMISSION
\$12/ADULT
\$7/AGES 5-18
UNDER 5 FREE

SAT OCT 22 * 10 AM-4 PM
MAIN BEACH, 300 LAKESHORE DR

REGISTER NOW FOR THE
CHEEKY JONES CO. BEST BEARD
LONGEST BEARD
BEST MUSTACHE

REGISTER NOW FOR
OUR PIE EATING CONTEST

CRYSTAL LAKE PARK DISTRICT | **CRYSTALLAKEPARKS.ORG**

SPRING GROVE

Village trains paramedics, employees to teach public how to use naloxone

By **AMANDA MARRAZZO**
amarrazzo@shawmedia.com

During the COVID-19 pandemic, Spring Grove officials said they saw an increase in emergency calls for people experiencing drug overdoses.

The pandemic, which also drew an increase in calls for assistance for those experiencing a variety of mental health issues, prompted Spring Grove Fire Protection District Chief Paul Klicker to reach out to Live4Lali requesting a review of the use of naloxone, commonly known by the brand name Narcan, for his department and others in his community.

"It's a great thing for the community," Klicker said of the availability of the life-saving nasal spray to be readily available in people's homes or anywhere in the community.

On Monday, Arlington Heights-based nonprofit Live4Lali delivered 120 boxes of Narcan, each box with two doses of the nasal spray that can be used to reverse fatal opioid overdoses.

The department wants its emergency responders and village employees to be trained in how to teach others in the community, such as those living with people with substance abuse disorder, how to use the spray at home or anywhere they may find someone experiencing an overdose.

On Monday, representatives from Live4Lali reviewed the basic steps in using the spray at the fire protection building with a handful of firefighters and public works employees present. The fire district plans on training others in the community, including at the schools.

Naloxone is safe, easy to use and to "saturate the streets with Narcan" will save lives, said Charlie Sullivan, the McHenry County outreach coordinator for Live4Lali.

Live4Lali was formed in 2009 by the mother and sister of Alex Laliberte shortly after his accidental overdose. The group strives to prevent substance abuse disorder and also helps provide resources, safety measures and paraphernalia, such as clean needles and fentanyl test strips, for those who are still using.

Monday would have been Laliberte's 34th birthday.

Spring Grove is the first community in McHenry or Lake counties to reach out to the organization request-

ing they train their employees on how to train others on the use of naloxone, said Laura Fry, the Live4Lali's executive director.

"This is amazing," Fry said of Spring Grove's proactive approach. "They are taking this many steps forward. When they respond to an overdose, they want to leave Narcan and fentanyl strips with whoever is there, especially if they refuse transport to a hospital."

Fry and others who presented on Monday said when a person overdoses, is then given the nasal spray – which is just one spray in one nostril – and revived, they often refuse to go to the hospital.

They often feel very sick and must be monitored. Some, because they are so sick, will use again if left alone.

Additionally, there is a strong likelihood of the overdose to kick back in after a short period of time, Fry said. The reversing effects of naloxone last between 30 and 60 minutes; however, opioids are active in the system between two and eight hours.

"The naloxone just sits on the brain receptors and does not allow the opioids to reattach, but they are still there in the brain," Fry said. "That naloxone barrier only lasts 30 to 60 minutes, and then the opioids can reattach and often times the person will re-overdose, requiring an additional dose of naloxone."

Each naloxone pump has just one dose.

Narcan is safe for all ages, Fry said.

"There is no harm in having these items in the home," Fry said.

The youngest person she trained to use opioid-reversing nasal spray was an 8-year-old-girl in Lake County whose mom was a heroin addict. She was the only one living in the home with her mom, so she needed to learn how to save her mom's life should she overdose, Fry said. Today, five years later, Fry said this mom is in recovery and recently gave birth to another child.

Naloxone is so safe it can even be used for a pet should they accidentally ingest an opioid, Fry said.

"When we respond to an overdose, we want to leave the Narcan kits there with whoever is there," Battalion Chief John Rice said.



Gregory Shaver - gshaver@shawmedia.com

Spring Grove Fire Protection District firefighter Daniel Lytle examines a naloxone nasal spray during a training session Monday put on by Live4Lali on how to teach others to use naloxone in an overdose situation.

FREE FAMILY DROP-IN EVENT

POTATO FEST

SAT SEP 17
1-5 PM

How many ways can you use a potato? Help harvest and learn about varieties, uses and how potatoes influenced history!
Build a potato person!

660 E. TERRA COTTA AVE CL

COLONEL TRIFALMER HOUSE

REAL ESTATE FOR SALE

REAL ESTATE SERVICES

Publisher's Notice: All real estate advertising in this newspaper is subject to the Fair Housing Act which makes it illegal to advertise "any preference, limitation or discrimination based on race, color, religion, sex, handicap, familial status or national origin, or an intention, to make any such preference, limitation or discrimination." Familial status includes children under the age of 18 living with parents or legal custodians, pregnant women and people securing custody of children under 18. This newspaper will not knowingly accept any advertising for real estate which is in violation of the law. Our readers are hereby informed that all dwellings advertised in this newspaper are available on an equal opportunity basis. To complain of discrimination call HUD 1-800-669-9777. Hearing impaired number is 1-800-927-9275



PUBLIC NOTICES

PUBLIC NOTICE
Notice is hereby given that on Tuesday, October 4, 2022 at 7:25 p.m. at the Village of Algonquin Ganek Municipal Center, in the Board meeting room, located at 2200 Hamish Drive, Algonquin, Illinois 60102, a public hearing will be held to consider a proposed first amendment to the annexation agreement between the Village and Randall 74, LLC (Galleria Center) originally entered into on February 17, 2004, by Ordinance 2004-0-06 and recorded at the Office of the Kane County

PUBLIC NOTICES

Recorder on December 9, 2004 as Document Number 2004K157875, said amendment being entered into between the Village, Randall 74, LLC and Kensington Development Partners Inc. The proposed first amendment to the annexation agreement is for the property assigned property identification numbers 03-05-300-009 and 03-05-100-023 and generally located at the southeast corner of Randall Road and Commons Drive. A copy of the proposed first amendment to annexation agreement is available for

PUBLIC NOTICES

public inspection at the Village Hall during regular business hours. The public is invited to attend and participate in the hearing.
Fred Martin, Village Clerk
Village of Algonquin

(Published in the Northwest Herald September 12, 2022) 2015794

PUBLIC NOTICE

CRYSTAL LAKE PARK DISTRICT
NOTICE TO BIDDERS
1. TIME AND PLACE OF BID OPENINGS - Sealed proposals for Epoxy Maintenance Garage Floor, McHenry County, Illinois, will be received at the Crystal Lake Park District Administrative Office, One East Crystal Lake Avenue, Crystal Lake, Illinois 60014, until 10 AM on September 27th., 2022; and at that time will be publicly opened and read aloud. The contract will be awarded at a Board Meeting of the Park Board of Commissioners on October 20th, 2022, at 6:30 p.m.
2. DESCRIPTION OF THE WORK - The scope of work involves furnishing all of the required labor, materials, equipment, implements, parts and supplies necessary for, or appurtenant to, Epoxy Maintenance Garage Floor in accordance with the specifications dated September 8th, 2022, and any

PUBLIC NOTICES

authorized change orders which have been signed by both parties.

3. INSTRUCTIONS TO BIDDERS - All proposals must be accompanied by a Bidder's Bond, a Certified Check, Cashier's Check or Bank Draft for 10% (ten percent) of the total bid made payable to Crystal Lake Park District. Each bid shall also include three (3) references of clients for which similar work was performed, listing the name, address and telephone number of the client, a description of the work, and the construction cost.
4. ILLINOIS PREVAILING WAGE ACT - All contracts for the Construction of Public Works are subject to the Illinois Prevailing Wage Act (820 ILCS 130/1-12).
5. BID PACKET AVAILABILITY - Project manuals, including bid form and specifications, and construction documents are available via email after 10:00 AM on September 13th, 2022, from ejakubowski@crystal-lakeparks.org.
6. REJECTION OF BIDS - The Crystal Lake Park District reserves the right to reject any and all bids and to waive technicalities. Dated at Crystal Lake, Illinois, this 8th day of September, 2022.
/s/ Jason Herbster
Secretary

PUBLIC NOTICES

(Published in the Northwest Herald September 12, 2022) 2015521

PUBLIC NOTICE

CRYSTAL LAKE PARK DISTRICT
NOTICE TO BIDDERS
1. TIME AND PLACE OF BID OPENINGS - Sealed proposals for Lippold and Indian Prairie sealcoat, crack fill and stripe, McHenry County, Illinois, will be received at the Crystal Lake Park District Administrative Office, One East Crystal Lake Avenue, Crystal Lake, Illinois 60014, until 10 AM on September 27th., 2022; and at that time will be publicly opened and read aloud. The contract will be awarded at a Board Meeting of the Park Board of Commissioners on October 20th, 2022, at 6:30 p.m.
2. DESCRIPTION OF THE WORK - The scope of work involves furnishing all of the required labor, materials, equipment, implements, parts and supplies necessary for, or appurtenant to, seal-coating, crack filling, and striping Lippold and Indian Prairie in accordance with the specifications dated September 8th, 2022, and any authorized change orders which have been signed by both parties.
3. INSTRUCTIONS TO

PUBLIC NOTICES

BIDDERS - All proposals must be accompanied by a Bidder's Bond, a Certified Check, Cashier's Check or Bank Draft for 10% (ten percent) of the total bid made payable to Crystal Lake Park District. Each bid shall also include three (3) references of clients for which similar work was performed, listing the name, address and telephone number of the client, a description of the work, and the construction cost.
4. ILLINOIS PREVAILING WAGE ACT - All contracts for the Construction of Public Works are subject to the Illinois Prevailing Wage Act (820 ILCS 130/1-12).
5. BID PACKET AVAILABILITY - Project manuals, including bid form and specifications, and construction documents are available via email after 10:00 AM on September 13th, 2022, from ejakubowski@crystal-lakeparks.org.
6. REJECTION OF BIDS - The Crystal Lake Park District reserves the right to reject any and all bids and to waive technicalities. Dated at Crystal Lake, Illinois, this 8th day of September, 2022.
/s/ Jason Herbster
Secretary

(Published in the Northwest Herald September 12, 2022) 2015515

Not anymore!

We've got tons of reliable vehicles at prices you can afford. Come in today and get back behind the wheel.

SHAW MEDIA
est. 1951

Your kitchen wishes granted.

ShelfGenie
EVERYTHING WITHIN REACH
a RealSimple company

50% OFF INSTALL!

12 MONTH NO INTEREST NO PAYMENTS

Custom Glide-Out Shelves. Easy access, less stress, your kitchen wishes granted.
Call for Your **FREE** Design Consultation **(855) 560-6975**

*Limit one offer per household. Must purchase 5+ Classic/Designer Shelves. EXP 12/31/22. Independently owned and operated franchise. © 2022 ShelfGenie SPV LLC. All rights Reserved.

CALENDAR OF EVENTS

The following events are taking place in and around McHenry County. Find more local events and enter your own event at NWHerold.com.

SEPT. 15

- 10 to 11 a.m. – **Memory Café**, Crystal Lake Public Library, 126 W. Paddock St., Crystal Lake. Informal social gathering where persons with memory issues and their care partners can connect with others in similar situations. Space is limited; register in advance. Information: 815-459-1687, crystallake.librarycalendar.com.

- 6 to 8 p.m. – **Pickle Ball**, Lakefront Park Building, 71 Nippersink Blvd., Fox Lake. Various dates. Plus, open gym offered all day. Information: 224-225-1404, www.foxlake.org/calendar.

- 6 p.m. – **Experts and Insights - MCC Faculty Speaker Series: "Your Toddler and Your Dog: A World of Difference in Their Heads,"** McHenry County College's Luecht Auditorium, 8900 Highway 14, Crystal Lake. Register for free program at faculty-speakers-series-sept2022.brownpapertickets.com. Information: www.mchenry.edu/experts.

- 6:30 to 8 p.m. – **Get Your House Ready to Sell**, a Zoom program, Crystal Lake Public Library. Covers staging. Register in advance. Information: 815-459-1687, crystallake.librarycalendar.com.

SEPT. 16

- Varied times – **Richmond 150 - Sesquicentennial Weekend**, through Sept. 18, downtown Richmond. Events include a wine walk, car show, touch-a-truck, celebration in the park, business sales, ice cream social, fundraising gala, historic home tours. Some events require separate tickets. Information: 815-678-4040, richmond-il.com.

- 9 to 11 a.m. – **Senior Health Fair**, hosted by state Sens. DeWitte and Wilcox at McHenry County College, 8900 Highway 14, Crystal Lake. Flu shots and free health screenings available, and dozens of exhibitors. Free admission. Information: senatorwilcox.com/2022/09/08/senators-wilcox-dewitte-to-host-free-senior-health-fair-in-crystal-lake.

- 5 to 10 p.m. – **Dustin Lynch & Dylan Scott Concert**, Petersen Park, 4300 Petersen Park Road, McHenry. Splash Into Country presented by Rise Up Foundation. Reserved seating and general admission available. Information: 815-347-4638, riseupfoundation.thundertix.com.

- 6:30 to 8 p.m. – **Fox Lake Friday Night Summer Concert Series**, Community Garden Green, 17 E. School Court, Fox Lake. Information: www.foxlake.org.

- 7 p.m. – **Inaugural production by Elsinore Players of Edward Albee's "Who's Afraid of Virginia Woolf?"** playing through Sept. 25, First United Methodist Church, 216 E. Highland Ave., Elgin. On Fridays through Sundays. Starring Jamie Ewing of Crystal Lake, Lori Rohr of Palatine, Brian Fleming of Chicago,

and Audrey Gniech of Algonquin. Information: tickets at waovv.eventbrite.com.

- 7:30 p.m. – **Fox Valley Theatre Company's "Footloose: The Musical,"** through Sept. 18, Elgin Community College's Blizzard Theatre, 1700 Spartan Drive, Elgin. Curtain at 7:30 p.m. Friday and Saturday, 2 p.m. Sunday. ASL interpretation Sept. 16. Information: cteeign.com/footloose-the-musical.

- 8 p.m. – **Recaptured in Journey tribute**, Sideouts, 4018 Roberts Road, Island Lake. Information: www.3dsideouts.com.

- 8 p.m. – **Jazz Night**, Stage Left Cafe, 125 Van Buren St., Woodstock. Information: www.woodstockoperahouse.com.

SEPT. 17

- 8 a.m. to 1 p.m. – **Summer Market on the Square**, downtown Woodstock. Story time at the market with Miss Arlene from Read Between the Lines from 10:30 to 11 a.m. Live music by Bad Penny. Information: woodstockfarmersmarket.org.

- 8 a.m. to 1 p.m. – **Huntley Farmers Market, with the markets continuing Saturdays through Oct. 1**, Huntley Town Square, 11704 Coral St., Huntley. Information: www.huntley.il.us.

- 8 a.m. to 1 p.m. – **Downtown Crystal Lake Farmers Market continues Saturdays through Sept. 24**, Depot Park, 90 E. Woodstock Ave., Crystal Lake. Information: downtowncl.org/annual-events/farmers-market.

- Morning – **18th annual Thin Mint Sprint**, Fox River Grove Memorial Library, 407 Lincoln Ave., Fox River Grove. Funds from the timed 5K fun run support Girl Scouts. Information: 844-476-4463, mmargason@girlscoutsnri.org, runsignup.com/Race/IL/FoxRiverGrove/GSNTThinMintSprint.

- Varied times – **Habitat for Humanity of McHenry County - Home Build Project**. Information: 815-759-9002, volunteers@habitatmchenry.org.

- 9 a.m. to noon – **Residential Electronics Recycling**, Woodstock North High School, 3000 Raffle Road, Woodstock. Information: 847-741-4100, www.mchenrycountyil.gov, www.woodstockil.gov.

- 10 a.m. to 1 p.m. – **Yonder Prairie Restoration Workday**, 1100 S. Rose Farm Road, Woodstock. Information: moropeza@conservemc.org, conservemc.org.

- 10 a.m. – **Garden Savour, Sip and Spa**, Colonel Palmer House, 660 E. Terra Cotta Ave., Crystal Lake. For ages 16 and older. Pick and harvest from the Palmer House garden to use in tasty dishes; participants also make beauty products. Registration required. Information: 815-459-0680, www.crystallakeparks.org.

- 10 a.m. to 3 p.m. – **Hooved Animal Humane Society Fall Festival**, 10804 McConnell Road, Woodstock. Features Dave Dalton and friends of Woodstock School of Music, equestrian drill teams, Millers Petting Zoo, family activities. Suggested \$10 donation. Information: 815-337-5563, www.hahs.org.

- Varied times – **It's Our River Day lineup at several locations**, announced by Environ-

mental Defenders of McHenry County. Among events is one for stand-up paddle boarders. Information: mcdef.org.

- 10 a.m. to 4 p.m. – **Two-day Northern Illinois Lego Train Club Exhibit**, Cary Area Public Library, 1606 Three Oaks Road, Cary. Also 1 to 4 p.m. Sept. 18. No registration required. Information: 847-639-4210, www.caryarealibrary.org/2022/08/30/event-lego-train-display.

- 11 a.m. to noon – **Outdoor Dog Yoga**, Young at Heart Senior Pet Adoptions, 4301 S. Route 47, Woodstock. Cost: \$45. Information: www.eventbrite.com/e/outdoor-yoga-in-peaches-meadow-at-young-at-heart-tickets-320992496197.

- Noon to 5 p.m. – **Crafts On Tap - Artisan Craft Fair**, ShadowView Brewing, 2400 Lakeshore Drive, Woodstock. Information: shadowviewbrewing.com.

- 1 to 5 p.m. – **Drop-in Potato Fest**, Colonel Palmer House, 660 E. Terra Cotta Ave., Crystal Lake. Free family-friendly event. Help harvest and learn about varieties, uses and how potatoes influenced history. Information: 815-459-0680, www.crystallakeparks.org.

- 1 p.m. – **Myth Hunters**, The Nature Center, 330 N. Main St., Crystal Lake. For grades 6-12. Information: 815-459-0680, www.crystallakeparks.org.

- 5 to 10 p.m. – **Brad Paisley and Chris Lane concert**, Petersen Park, 4300 Petersen Park Road, McHenry. Rise Up offers reserved seating and general admission. Information: 815-347-4638, riseupfoundation.thundertix.com.

- 7 p.m. – **The Artjst Series presents Monroe Cross bluegrass band**, Shepherd of the Prairie Lutheran Church, 10805 Main St., Huntley. No tickets required; donations welcome. All are invited. Information: 847-669-9448, www.shepherdoftheprairie.com.

- 8 p.m. – **My Metal Heart**, Sideouts, 4018 Roberts Road, Island Lake. Information: www.3dsideouts.com.

- 8 p.m. – **Rodney Marsalis Philadelphia Big Brass**, Woodstock Opera House, 121 Van Buren St., Woodstock. Information: www.woodstockoperahouse.com.

SEPT. 18

- 10 a.m. to 2 p.m. – **Farmers Market+ at The Dole through Oct. 30**, The Dole, 401 Country Club Road, Crystal Lake. Information: www.farmersmarketatthedole.org.

- 11 a.m. to 5 p.m. – **Fall Caboose Days - Fox River Trolley Museum**, 365 S. La Fox St., South Elgin. Families can enjoy a caboose ride and excursion on a locomotive or antique trolley cars along the Fox River to Jon J. Duerr Forest Preserve. Trains leave South Elgin's Castlemuir Station every 45 minutes, starting at 11 a.m. Information: www.foxtrolley.org.

- 11 a.m. to 7 p.m. – **Mexican Independence Day Celebration**, Historic Woodstock Square, Woodstock. Information: business. woodstockilchamber.com.

- Noon to 5 p.m. – **ALCA's Taproom Takeover**, Scorched Earth Brewing Co., 203 Berg St., Algonquin. Benefit for Alexander Leigh Center

for Autism with music and food. Admission charged. Information: phastings@alcacenter.org, aesbid.com/ELP/ALCATAP22.

- 3 to 4:30 p.m. – **Anne-Marie McDermott with Chamber Music On The Fox**, Hemmens Cultural Center, 45 Symphony Way, Elgin. Information: www.cityofelgin.org.

SEPT. 19

- 3:45 to 4:45 p.m. – **After School Adventures**, Crystal Lake Public Library, 126 W. Paddock St., Crystal Lake. Crafts, games, building, robots – activity changes weekly for drop-in program. Information: 815-459-1687, crystallake.librarycalendar.com.

- 6:30 to 7:30 p.m. – **The John Deere Story**, Harvard Diggins Library, 900 E. McKinley St., Harvard. Ed O'Brien presents a historical impersonation of blacksmith John Deere of tractor fame. Register in advance. Information: 815-943-4671, harvard-diggins.org.

SEPT. 20

- 8 a.m. to 1 p.m. – **Woodstock Farmers Market** (offered Tuesdays and Saturdays), Woodstock Square, 121 W. Van Buren, Woodstock. Information: woodstockfarmersmarket.org.

- 9 a.m. – **Registration deadline for the Oct. 12 excursion: Trains, Pies and Chicken ... Oh My Trip**, offered by Crystal Lake Park District. Information: 815-459-0680, www.crystallakeparks.org.

- 9 to 11 a.m. – **Tales of Nonprofit Fraud with U.S. Department of Justice**, a Zoom webinar, Not-For-Profit Resources, Crystal Lake. Information: 815-308-0889, www.nfresources.org.

- 3 to 7 p.m. – **Fox Lake Farmers Market**, Fox Lake Community Garden Green, 17 E. School Court, Fox Lake. Information: www.foxlake.org.

- 7:30 p.m. – **Bingo**, Sideouts, 4018 Roberts Road, Island Lake. Every Tuesday is free bingo night presented by Not Your Nana's Bingo. They recommend calling 847-526-7174 to register. Information: 847-526-7174, www.3dsideouts.com.

SEPT. 21

- 9 a.m. to 2 p.m. – **Learning Circle for Women Farmland Owners**, McHenry County College, 8900 Highway 14, Crystal Lake. Register for free program. Information: 815-337-9502, ext. 110, conservemc.org.

- 2 p.m. – **Weekly Drop In Pickleball Drill N' Play Clinics**, The Racket Club, Crystal Lake. RSVP by calling front desk at 847-658-5688. Information: www.crystallakeparks.org.

- Afternoon – **Food distribution every Wednesday**, The Church of Holy Apostles, 5211 Bull Valley Road, McHenry. Information: tcoha.churchcenter.com.

- 7 p.m. – **McHenry County Coin Club**, Nunda Township Office, 3510 Bay Road, Crystal Lake. Information: 773-259-0838, www.facebook.com/groups/McHenryCountyCoinClub.



FOIA Requests

Name	Dianne Miller
Address	1274 Thornwood Lane Crystal Lake, IL 60014 United States
Email	dianne.keith@sbcglobal.net
Daytime Phone Number	18474771037
Phone	(847) 477-1037
Description of Request	For the "Special Meeting" scheduled for September 15, 2022 at 5:30pm. Please provide a copy of all paving bids that will be discussed and/or voted on during the meeting. Also copies of all correspondence internal and external regarding the paving project. Thanks!
Email	dianne.keith@sbcglobal.net

Hi Mr. Herbster,

Can you please advise if the paving bid, that is being voted on, was competitively bid?
Was there a Request for Proposal sent out?
If there was one, please include it in my FOIA request.

Thanks,

Dianne Miller
1274 Thornwood Lane
Crystal Lake, IL 60014
847-477-1037

Crystal Lake Park District
One E Crystal Lake
Waukegan, IL. 60087

NON-COMMERCIAL-FOIA REQUEST

ATTENTION : Freedom of Information Officer

Serving the Residents of Crystal Lake and Lakewood

1 E. CRYSTAL LAKE AVE CRYSTAL LAKE IL 60014 815.459.0680 CRYSTALLAKEPARKS.ORG

EXPLORE | PLAY | EXPERIENCE

Pursuant to the provisions of the Freedom of Information Act, please consider this a request for inspection of the following records. We are requesting the following.

Copy of the bid results(AS READ)from the bid opening on September 13, 2022 @10:00 am for the 2022 Park Improvements Sterling Meadows, Hill Farm, Grand Oaks, and Administrative Center

As a non-for-profit organization serving the public interest, we respectfully request the waiver of any fees for copying the requested records. If there are any fees charged for photocopying the records, please let me know before you fill my request. Or please supply the records without informing of the cost if fees do not exceed \$10.00, which I agree to pay. If you can send an electronic copy to (i.e., PDF) of the documents requested above that would be appreciated.

If any portion of this request is denied, please cite the specific exemption(s) that you believe allows for this denial and inform me of the appeal procedures available under the law. Also, please provide me with the name, title, and address of the person whom the appeal should be sent.

Thank you and have a great day.

Jairo Gomez
Research Analyst
Labor Management Cooperation Committee
Chicagoland Laborers' District Council
999 McClintock Drive, Suite 301
Burr Ridge, IL. 60527
Email jgomez@ldclmcc.com
Office 630-655-9525 ext. 454
Fax 630-655-9263
Cell 630-247-0014

Name	mark mamola
Address	39 W Woodstock St. Crystal Lake, Illinois 60014 United States
Email	mark.mamola@gmail.com
Daytime Phone Number	2245580598
Description of Request	I am requesting information on the deer known as Bambi who was slain on September 18th 1973. She was at Veterans Acres and they recently posted a news article about. Vern Kruse was the game warden.

Good morning Jason,

Pursuant to the Illinois Freedom of Information Act (5 ILCS 140/1 et. Seq.), the Indiana, Illinois, Iowa Foundation for Fair Contracting (III FFC) respectfully requests the following information regarding the 2022 Park Improvements Sterling Meadows, Hill Farm, Grand Oaks project, bid out 9/14/22:

1. Please provide the bid tabulations and engineer's estimates.
2. Please advise if the projects have been awarded, to whom they've been awarded, the notice to proceed, estimated substantial completion date, and estimated final completion date.
3. Please provide a list of sub-contractors if applicable.

As a not-for-profit organization serving the public interest, we respectfully request the waiver of any fees for copying the requested records. If there are any fees, please bill our office and provide us with your public agency's statutory compliant schedule of allowed fees. Once received, we will remit payment for the requested material. Please send the requested documents to the e-mail address, when possible, listed on this request. If any portion of this request is denied, please cite the specific exemption(s) that allows the denial. If the public agency has an appeal procedure, please provide the name, title and address of the person to whom the appeal should be sent.

We appreciate your handling this request as soon as possible and we look forward to hearing from you within the limits allotted by the law. This information is not for use for commercial or solicitation purposes.

Respectfully yours,

Shamus Quinn
Construction Analyst-Lake & McHenry Counties
Indiana, Illinois, Iowa Foundation for Fair Contracting
[815-721-4084](tel:815-721-4084)

Name	ALICJA M. SROKA & ASSOCIATES, P.C
Address	7742 W HIGGINS RD #C102 IL CHICAGO 60631 United States
Email	DOROTA@SROKA-LAW.COM
Daytime Phone Number	8477204787
Description of Request	Please provide record of all open/closed violations/permits and outstanding balances, fees, etc. for the property: 332 GREENVIEW DR. CRYSTAL LAKE IL 60014 PIN: 19-03-303-023
Email	DOROTA@SROKA-LAW.COM



Fund Balance Report

As Of 09/30/2022

Fund	Beginning Balance	Total Revenues	Total Expenses	Ending Balance
01 - CORPORATE	6,469,716.12	3,715,638.96	1,723,314.55	8,462,040.53
02 - RECREATION	2,418,207.25	3,071,670.89	2,150,128.34	3,339,749.80
03 - IMRF	321,128.33	378,921.10	160,836.58	539,212.85
04 - LIABILITY	140,692.91	153,513.79	33,025.34	261,181.36
05 - BOND & INTEREST	194,479.15	1,035,522.18	47,975.00	1,182,026.33
06 - AUDIT	5,055.88	24,524.61	16,800.00	12,780.49
07 - SPECIAL RECREATION	387,182.84	661,810.03	416,944.61	632,048.26
08 - NATURAL HISTORY	187,116.45	285,913.62	142,136.28	330,893.79
09 - POLICE	324.50	0.00	0.00	324.50
11 - AQUATIC	-2,332,461.26	234,455.98	336,415.13	-2,434,420.41
12 - FOOD SERVICE	409,237.49	143,207.16	128,428.89	424,015.76
15 - CAPITAL EQUIPMENT REPLACEMENT FUND	160,238.21	635.18	0.00	160,873.39
16 - CAPITAL PROJECTS	1,156,479.07	5,527.38	538,147.32	623,859.13
17 - PARK PLACE	0.00	0.00	0.00	0.00
19 - DRIVING RANGE	198,924.85	164,654.35	132,494.13	231,085.07
20 - RACKET CLUB	244,971.08	477,336.01	471,679.27	250,627.82
Report Total:	9,961,292.87	10,353,331.24	6,298,325.44	14,016,298.67



All Funds Income Statement with Audit AJE

Account Summary

For Fiscal: 2022-2023 Period Ending: 09/30/2022

		Original Total Budget	Current Total Budget	MTD Activity	YTD Activity	Budget Remaining
Fund: 01 - CORPORATE						
Center: 11 - ADMINISTRATION						
Revenue						
SubAccount: 410 - TAXES						
01-11-00-410003	PROPERTY TAX	1,148,690.00	1,148,690.00	497,104.91	1,141,399.45	7,290.55
01-11-00-410005	ADDITIONAL (REFERENDUM) TAX	2,381,670.00	2,381,670.00	1,030,574.22	2,366,295.00	15,375.00
01-11-00-410015	REPLACEMENT TAX	75,000.00	75,000.00	0.00	94,326.39	-19,326.39
	SubAccount: 410 - TAXES Total:	3,605,360.00	3,605,360.00	1,527,679.13	3,602,020.84	3,339.16
SubAccount: 440 - OPERATIONS INCOME						
01-11-00-440014	INTEREST--MM/ILLINOIS FUNDS	2,000.00	2,000.00	4.81	13,206.99	-11,206.99
01-11-00-440019	INVESTMENT INTEREST - CD'S	5,000.00	5,000.00	0.00	358.22	4,641.78
01-11-00-440021	REIMBURSEMENT	500.00	500.00	38.00	372.00	128.00
01-11-00-440022	INTEREST EARNED - CHECKING	250.00	250.00	46.97	153.04	96.96
01-11-00-440023	OTHER INCOME	800.00	800.00	0.00	61.30	738.70
01-11-00-440029	DONATIONS/SPONSORSHIPS	100.00	100.00	0.00	0.00	100.00
01-11-00-440040	BID DEPOSITS	500.00	500.00	0.00	0.00	500.00
01-11-00-440196	CITATIONS	5,000.00	5,000.00	745.00	3,711.57	1,288.43
01-11-00-440197	ELECTRONIC CITATIONS	25.00	25.00	0.00	8.00	17.00
01-11-00-440273	FARM LEASE	7,000.00	7,000.00	0.00	0.00	7,000.00
01-11-00-440355	SPECIAL EVENT INSURANCE	5,000.00	5,000.00	175.00	2,323.00	2,677.00
	SubAccount: 440 - OPERATIONS INCOME Total:	26,175.00	26,175.00	1,009.78	20,194.12	5,980.88
	Revenue Total:	3,631,535.00	3,631,535.00	1,528,688.91	3,622,214.96	9,320.04
Expense						
SubAccount: 510 - SALARIES & WAGES						
01-11-00-510001	DIRECTOR	85,581.00	85,581.00	9,523.74	34,874.15	50,706.85
01-11-00-510002	SUPT OF BUSINESS SERVICES	68,539.00	68,539.00	7,780.14	28,351.73	40,187.27
01-11-00-510003	SUPT OF REC PROGRAMS & FACILITIES	56,167.00	56,167.00	6,307.93	22,969.82	33,197.18
01-11-00-510004	SUPT OF FACILITY SERVICES	27,709.00	27,709.00	3,189.66	11,595.11	16,113.89
01-11-00-510005	SUPT OF PARKS SERVICES	33,129.00	33,129.00	4,363.73	14,230.30	18,898.70
01-11-00-510007	OFFICE STAFF	55,202.00	55,202.00	6,430.09	23,383.27	31,818.73
01-11-00-510008	CLERICAL-PART TIME	25,928.00	25,928.00	0.00	1,900.15	24,027.85
01-11-00-510015	PUBLIC RELATIONS COORDINATOR	14,413.00	14,413.00	1,898.29	6,190.54	8,222.46
01-11-00-510018	BOOKKEEPERS	63,692.00	63,692.00	8,065.47	28,393.76	35,298.24
01-11-00-510041	DIRECTOR OF PARK DEVELOPMENT	71,012.00	71,012.00	7,788.47	37,918.11	33,093.89
01-11-00-510044	FACILITY RENTAL SUPER.	54,179.00	54,179.00	6,316.03	24,382.43	29,796.57
01-11-00-510054	SAFETY/1ST AID TRAINING	21,500.00	21,500.00	0.00	0.00	21,500.00
01-11-00-510070	HUMAN RESOURCE MANAGER	59,346.00	59,346.00	7,177.94	26,087.12	33,258.88
01-11-00-510405	FICA/MEDICARE	299,134.00	299,134.00	24,883.14	120,654.43	178,479.57
01-11-00-510450	AWARDS	300.00	300.00	0.00	0.00	300.00
	SubAccount: 510 - SALARIES & WAGES Total:	935,831.00	935,831.00	93,724.63	380,930.92	554,900.08
SubAccount: 520 - CONTRACTUAL SERVICES						
01-11-00-520206	ELECTRICITY	38,000.00	38,000.00	952.14	9,883.05	28,116.95
01-11-00-520207	HEAT	14,500.00	14,500.00	440.33	3,210.19	11,289.81
01-11-00-520208	WATER/SEWER	27,000.00	27,000.00	7,206.25	18,009.91	8,990.09
01-11-00-520209	COMMUNICATION	45,000.00	45,000.00	3,218.18	15,308.49	29,691.51
01-11-00-520212	PROFESSIONAL SERVICES	81,000.00	81,000.00	6,416.50	32,048.89	48,951.11
01-11-00-520213	COMPUTER/SOFTWARE EXPENSES	93,634.00	93,634.00	0.00	30,154.64	63,479.36
01-11-00-520215	MAINTENANCE AGREEMENTS	9,125.00	9,125.00	159.60	2,663.25	6,461.75
01-11-00-520216	OFFICE EQUIPMENT LEASE	3,633.00	3,633.00	192.36	480.90	3,152.10
01-11-00-520217	SECURITY SYSTEM	2,500.00	2,500.00	276.79	1,093.59	1,406.41
01-11-00-520220	LEGAL FEES	30,000.00	30,000.00	0.00	3,206.24	26,793.76
01-11-00-520222	SUBSCRIPTIONS	435.00	435.00	0.00	0.00	435.00

All Funds Income Statement with Audit AJE

For Fiscal: 2022-2023 Period Ending: 09/30/2022

		Original Total Budget	Current Total Budget	MTD Activity	YTD Activity	Budget Remaining
01-11-00-520223	DUES	10,850.00	10,850.00	185.00	2,645.43	8,204.57
01-11-00-520225	EDUCATION/SEMINARS	2,500.00	2,500.00	320.00	1,767.50	732.50
01-11-00-520228	PROSECUTION	5,000.00	5,000.00	0.00	1,631.25	3,368.75
01-11-00-520250	MISCELLANEOUS	1,750.00	1,750.00	75.92	294.82	1,455.18
01-11-00-520255	MISCELLANEOUS BANK CHARGES	18,000.00	18,000.00	1,428.18	4,970.95	13,029.05
01-11-00-520265	IT SERVICE	20,000.00	20,000.00	0.00	5,724.00	14,276.00
01-11-00-520337	UNEMPLOYMENT BENEFITS	3,500.00	3,500.00	0.00	0.00	3,500.00
01-11-00-520355	SPECIAL EVENT INSURANCE	5,000.00	5,000.00	0.00	2,083.00	2,917.00
01-11-00-520554	OFFICE EQUIPMENT REPAIRS	200.00	200.00	0.00	0.00	200.00
01-11-00-520574	POSTAGE	3,000.00	3,000.00	742.44	775.32	2,224.68
SubAccount: 520 - CONTRACTUAL SERVICES Total:		414,627.00	414,627.00	21,613.69	135,951.42	278,675.58
SubAccount: 530 - COMMODITES						
01-11-00-530250	MISCELLANEOUS	2,500.00	2,500.00	0.00	0.00	2,500.00
01-11-00-530318	SAFETY EQUIPMENT	9,232.00	9,232.00	0.00	4,003.48	5,228.52
01-11-00-530365	ADVERTISING	300.00	300.00	0.00	98.58	201.42
01-11-00-530366	LEGAL ADS	1,000.00	1,000.00	157.54	709.98	290.02
01-11-00-530395	PRINTING	3,500.00	3,500.00	86.04	395.98	3,104.02
01-11-00-530425	COFFEE	1,500.00	1,500.00	188.62	420.70	1,079.30
01-11-00-530550	RESOURCE MATERIALS	275.00	275.00	0.00	0.00	275.00
01-11-00-530551	BLUEPRINTS	500.00	500.00	0.00	22.36	477.64
01-11-00-530552	DRAFTING SUPPLIES	200.00	200.00	0.00	0.00	200.00
01-11-00-530553	OFFICE SUPPLIES	12,750.00	12,750.00	1,048.24	3,904.16	8,845.84
01-11-00-530560	OFFICE EQUIPMENT	1,750.00	1,750.00	0.00	0.00	1,750.00
01-11-00-530563	COMPUTERS	43,000.00	43,000.00	1,178.85	1,853.08	41,146.92
01-11-00-530694	UNIFORMS	2,300.00	2,300.00	0.00	1,300.00	1,000.00
SubAccount: 530 - COMMODITES Total:		78,807.00	78,807.00	2,659.29	12,708.32	66,098.68
SubAccount: 540 - INSURANCE						
01-11-00-540507	INSURANCE/HEALTH	319,850.00	319,850.00	11,086.14	97,312.40	222,537.60
SubAccount: 540 - INSURANCE Total:		319,850.00	319,850.00	11,086.14	97,312.40	222,537.60
SubAccount: 570 - OTHER EXPENSES						
01-11-00-570014	REAL ESTATE TAXES	4,800.00	4,800.00	0.00	4,602.48	197.52
01-11-00-570028	FURNITURE/FIXTURES	30,400.00	30,400.00	2,344.70	20,635.51	9,764.49
01-11-00-570040	COMMUNICATION EQUIPMENT	600.00	600.00	0.00	0.00	600.00
01-11-00-570250	MISCELLANEOUS	8,575.00	8,575.00	452.20	2,274.52	6,300.48
01-11-00-570676	MEETINGS/CONFERENCES	27,425.00	27,425.00	1,668.00	2,175.67	25,249.33
01-11-00-570677	TRAVELING EXPENSE	4,700.00	4,700.00	1,521.28	2,843.76	1,856.24
01-11-00-570959	OPERATING TRANSFER OUT	1,046,475.00	1,046,475.00	0.00	0.00	1,046,475.00
01-11-00-570960	CASH OVER/SHORT	0.00	0.00	65.00	65.00	-65.00
SubAccount: 570 - OTHER EXPENSES Total:		1,122,975.00	1,122,975.00	6,051.18	32,596.94	1,090,378.06
SubAccount: 590 - BOND & DEBT SERVICES						
01-11-00-590017	BOND INTEREST	5,500.00	5,500.00	0.00	2,750.00	2,750.00
01-11-00-590018	BOND PRINCIPAL	135,000.00	135,000.00	0.00	0.00	135,000.00
SubAccount: 590 - BOND & DEBT SERVICES Total:		140,500.00	140,500.00	0.00	2,750.00	137,750.00
Expense Total:		3,012,590.00	3,012,590.00	135,134.93	662,250.00	2,350,340.00
Center: 11 - ADMINISTRATION Surplus (Deficit):		618,945.00	618,945.00	1,393,553.98	2,959,964.96	-2,341,019.96
Center: 12 - PARK MAINTENANCE						
Revenue						
SubAccount: 440 - OPERATIONS INCOME						
01-12-00-440021	REIMBURSEMENT	1,000.00	1,000.00	0.00	0.00	1,000.00
01-12-00-440026	MEMORIALS	13,000.00	13,000.00	1,500.00	3,520.00	9,480.00
01-12-00-440043	RECYCLING INCOME	200.00	200.00	0.00	0.00	200.00
01-12-00-440046	FIELD RENTAL	500.00	500.00	0.00	40.00	460.00
01-12-00-440050	PICNIC SHELTER RENTAL	17,620.00	17,620.00	2,610.00	12,412.00	5,208.00
01-12-00-440100	FIELD MAINTENANCE REIMBURSEMENT	30,005.00	30,005.00	6,050.00	11,330.00	18,675.00

All Funds Income Statement with Audit AJE

For Fiscal: 2022-2023 Period Ending: 09/30/2022

		Original Total Budget	Current Total Budget	MTD Activity	YTD Activity	Budget Remaining
01-12-00-440271	EQUIPMENT DISPOSAL	5,000.00	5,000.00	0.00	400.00	4,600.00
	SubAccount: 440 - OPERATIONS INCOME Total:	67,325.00	67,325.00	10,160.00	27,702.00	39,623.00
	Revenue Total:	67,325.00	67,325.00	10,160.00	27,702.00	39,623.00
Expense						
	SubAccount: 510 - SALARIES & WAGES					
01-12-00-510005	SUPT OF PARKS SERVICES	33,129.00	33,129.00	4,363.73	14,230.30	18,898.70
01-12-00-510020	PARK SUPERVISOR	53,291.00	53,291.00	5,736.49	20,793.56	32,497.44
01-12-00-510028	GROUNDS SUPERVISOR	58,633.00	58,633.00	6,243.40	22,713.25	35,919.75
01-12-00-510035	MAINTENANCE STAFF	520,270.00	520,270.00	55,677.25	208,864.82	311,405.18
01-12-00-510046	MANAGER OF NATURAL RESOURCES	87,070.00	87,070.00	2,229.21	8,109.78	78,960.22
01-12-00-510058	PART TIME MAINTENANCE	105,000.00	105,000.00	3,426.16	49,633.61	55,366.39
01-12-00-510065	BUILDING CUSTODIAN	53,488.00	53,488.00	3,758.76	14,287.79	39,200.21
01-12-00-510694	UNIFORM REIMBURSEMENT	2,000.00	2,000.00	0.00	289.99	1,710.01
	SubAccount: 510 - SALARIES & WAGES Total:	912,881.00	912,881.00	81,435.00	338,923.10	573,957.90
	SubAccount: 520 - CONTRACTUAL SERVICES					
01-12-00-520141	BUILDING/WOODSCREEK	2,000.00	2,000.00	276.43	1,018.85	981.15
01-12-00-520151	BUILDING/BONCOSKY	2,640.00	2,640.00	337.00	2,893.49	-253.49
01-12-00-520152	BUILDING/MAIN BEACH	23,300.00	23,300.00	1,155.18	7,611.00	15,689.00
01-12-00-520153	BUILDING/GARAGE	79,500.00	79,500.00	1,166.58	3,635.58	75,864.42
01-12-00-520154	BUILDING/WEST	11,700.00	11,700.00	1,061.43	1,777.18	9,922.82
01-12-00-520155	BUILDING/ACRES	98,000.00	98,000.00	513.06	513.06	97,486.94
01-12-00-520156	BUILDINGS/FARM	59,600.00	59,600.00	1,542.88	17,125.15	42,474.85
01-12-00-520157	BUILDING/NATURE CENTER	8,500.00	8,500.00	312.99	7,386.07	1,113.93
01-12-00-520158	BUILDING/SPOERL	34,700.00	34,700.00	12,489.43	13,736.43	20,963.57
01-12-00-520159	BUILDING/ADMINISTRATIVE CENTER	12,000.00	12,000.00	1,311.99	3,425.82	8,574.18
01-12-00-520160	BUILDING/ROTARY	42,950.00	42,950.00	1,196.52	11,585.61	31,364.39
01-12-00-520161	BUILDING/BEAL'S	10,000.00	10,000.00	186.43	3,706.43	6,293.57
01-12-00-520163	BUILDING/CHRIST	1,000.00	1,000.00	0.00	0.00	1,000.00
01-12-00-520164	BUILDING/GRAND OAKS	16,400.00	16,400.00	748.74	7,384.05	9,015.95
01-12-00-520171	BUILDING/COLONEL PALMER HOUSE	12,000.00	12,000.00	243.43	528.43	11,471.57
01-12-00-520173	BUILDING/POLICE HEADQUARTERS	2,000.00	2,000.00	186.43	186.43	1,813.57
01-12-00-520205	GARBAGE DISPOSAL	15,000.00	15,000.00	2,649.56	4,505.95	10,494.05
01-12-00-520209	COMMUNICATION	16,500.00	16,500.00	1,260.69	4,838.14	11,661.86
01-12-00-520219	CONTRACTUAL MOWING	37,000.00	37,000.00	6,615.00	22,575.00	14,425.00
01-12-00-520221	TREE CARE	100,000.00	100,000.00	8,698.00	31,917.00	68,083.00
01-12-00-520224	EQUIPMENT RENTAL	7,500.00	7,500.00	355.00	1,144.12	6,355.88
01-12-00-520225	EDUCATION/SEMINARS	10,000.00	10,000.00	0.00	453.80	9,546.20
01-12-00-520383	LIGHTING	6,000.00	6,000.00	0.00	0.00	6,000.00
01-12-00-520660	VEHICLE/FLEET LEASE	100,000.00	100,000.00	0.00	7,429.90	92,570.10
01-12-00-520673	EQUIPMENT REPAIRS	20,000.00	20,000.00	0.00	1,269.08	18,730.92
01-12-00-520675	MOWER REPAIRS	15,000.00	15,000.00	4,490.31	5,004.88	9,995.12
01-12-00-520691	TRUCK REPAIRS	50,000.00	50,000.00	6,442.68	13,922.16	36,077.84
01-12-00-520692	AUTO REPAIRS	1,000.00	1,000.00	7.80	20.80	979.20
01-12-00-520693	RADIO REPAIRS	800.00	800.00	0.00	0.00	800.00
01-12-00-520694	TRAFFIC SIGNAL MAINT.	2,500.00	2,500.00	0.00	539.01	1,960.99
01-12-00-520695	LAKE CONSULTANT/IMPROVEMENTS	140,000.00	140,000.00	24,605.00	100,995.00	39,005.00
	SubAccount: 520 - CONTRACTUAL SERVICES Total:	937,590.00	937,590.00	77,852.56	277,128.42	660,461.58
	SubAccount: 530 - COMMODITES					
01-12-00-530107	LAND IMPROVEMENT MATERIALS	80,000.00	80,000.00	0.00	12,492.48	67,507.52
01-12-00-530116	AUTO PARTS & REPAIRS	800.00	800.00	41.90	1,240.11	-440.11
01-12-00-530227	EXPENDABLE TOOL & SHOP SUPPLY	15,000.00	15,000.00	2,067.36	5,975.25	9,024.75
01-12-00-530228	MECHANIC TOOLS/SUPPLIES	15,000.00	15,000.00	229.00	1,078.46	13,921.54
01-12-00-530260	GAS & DIESEL FUEL	80,000.00	80,000.00	1,279.63	40,309.70	39,690.30
01-12-00-530317	LUBRICANTS & MOTOR OIL	5,000.00	5,000.00	0.00	1,178.15	3,821.85
01-12-00-530318	SAFETY EQUIPMENT	18,000.00	18,000.00	35.01	4,951.43	13,048.57
01-12-00-530335	STATE INSPECTION & LICENSING	1,000.00	1,000.00	87.00	422.00	578.00
01-12-00-530353	CUSTODIAL SUPPLIES	12,000.00	12,000.00	441.71	4,987.41	7,012.59
01-12-00-530354	BULB RECYCLING PROGRAM	1,000.00	1,000.00	0.00	0.00	1,000.00

All Funds Income Statement with Audit AJE

For Fiscal: 2022-2023 Period Ending: 09/30/2022

		Original Total Budget	Current Total Budget	MTD Activity	YTD Activity	Budget Remaining
01-12-00-530425	COFFEE	1,300.00	1,300.00	0.00	0.00	1,300.00
01-12-00-530553	OFFICE SUPPLIES	6,000.00	6,000.00	738.57	1,083.41	4,916.59
01-12-00-530620	HOLIDAY DECORATIONS	3,400.00	3,400.00	78.09	78.09	3,321.91
01-12-00-530625	SNOW & ICE CONTROL	12,000.00	12,000.00	0.00	0.00	12,000.00
01-12-00-530630	PARK SIGNAGE	10,000.00	10,000.00	620.00	7,446.29	2,553.71
01-12-00-530665	TIRES & TUBES	10,000.00	10,000.00	920.21	1,442.50	8,557.50
01-12-00-530667	ELECTRIC/LIGHTING SUPPLIES	2,000.00	2,000.00	82.95	1,269.65	730.35
01-12-00-530668	PAINT SUPPLIES	5,000.00	5,000.00	359.50	772.89	4,227.11
01-12-00-530669	SIGN MATERIALS	6,950.00	6,950.00	0.00	2,043.53	4,906.47
01-12-00-530670	PICNIC TABLE REPAIR MATERIALS	20,000.00	20,000.00	368.49	1,929.95	18,070.05
01-12-00-530672	FASTENERS	2,500.00	2,500.00	197.27	389.56	2,110.44
01-12-00-530673	EQUIPMENT REPAIR PARTS	10,000.00	10,000.00	625.67	2,340.82	7,659.18
01-12-00-530674	BOAT EQUIPMENT/SERVICE/REPAIRS	2,000.00	2,000.00	14.99	14.99	1,985.01
01-12-00-530675	MOWER REPAIR PARTS	15,000.00	15,000.00	1,423.69	4,880.79	10,119.21
01-12-00-530691	TRUCK REPAIR PARTS	13,000.00	13,000.00	251.51	1,011.26	11,988.74
01-12-00-530693	RADIOS/COMMUNICATION EQUIP.	1,000.00	1,000.00	0.00	0.00	1,000.00
01-12-00-530694	UNIFORMS	6,000.00	6,000.00	0.00	4,631.63	1,368.37
01-12-00-530695	SEED/FERTILIZER	25,000.00	25,000.00	0.00	812.50	24,187.50
01-12-00-530696	FERTILIZER/WEED CONTROL	20,000.00	20,000.00	4,000.00	13,266.81	6,733.19
01-12-00-530697	IRRIGATION REPAIRS	42,000.00	42,000.00	0.00	31,586.09	10,413.91
	SubAccount: 530 - COMMODITES Total:	440,950.00	440,950.00	13,862.55	147,635.75	293,314.25
SubAccount: 550 - UNCAPITALIZED IMPROVEMENTS						
01-12-00-550106	BUILDING/STERNES	12,500.00	12,500.00	234.23	468.46	12,031.54
01-12-00-550151	BUILDING/WOODSCREEK	1,000.00	1,000.00	87.38	185.10	814.90
01-12-00-550152	BUILDING/MAIN BEACH	11,000.00	11,000.00	1,712.86	6,962.37	4,037.63
01-12-00-550153	BUILDING/GARAGE	10,000.00	10,000.00	3,979.20	6,786.53	3,213.47
01-12-00-550154	BUILDING/WEST	3,750.00	3,750.00	382.52	1,585.39	2,164.61
01-12-00-550155	BUILDING/V.A.	10,000.00	10,000.00	211.34	1,185.77	8,814.23
01-12-00-550156	BUILDING/FARM	2,000.00	2,000.00	202.36	683.80	1,316.20
01-12-00-550157	BUILDING/NATURE CENTER	4,000.00	4,000.00	263.50	794.69	3,205.31
01-12-00-550158	BUILDING/SPOERL	2,000.00	2,000.00	0.00	29.97	1,970.03
01-12-00-550159	BUILDING/ADMINISTRATIVE CENTER	6,000.00	6,000.00	0.00	1,243.72	4,756.28
01-12-00-550160	BUILDING/ROTARY	4,000.00	4,000.00	0.00	947.38	3,052.62
01-12-00-550161	GROUNDS/BEAL'S	4,000.00	4,000.00	7.23	22.13	3,977.87
01-12-00-550163	GROUNDS/CHRIST	1,000.00	1,000.00	0.00	0.00	1,000.00
01-12-00-550164	BUILDING/GRAND OAKS	6,000.00	6,000.00	114.07	151.11	5,848.89
01-12-00-550170	BUILDING/LIPPOLD STORAGE COMP.	10,000.00	10,000.00	89.50	674.48	9,325.52
01-12-00-550171	BUILDING/PALMER HOUSE	1,500.00	1,500.00	0.00	804.88	695.12
01-12-00-550172	BUILDING/BONCOSKY COMPLEX	6,500.00	6,500.00	178.45	-1,088.28	7,588.28
01-12-00-550173	BUILDING/POLICE HEADQUARTERS	1,500.00	1,500.00	0.00	0.00	1,500.00
01-12-00-550176	BUILDING/SHAMROCK HILLS	5,000.00	5,000.00	64.90	617.80	4,382.20
01-12-00-550556	GROUNDS/MAIN	101,500.00	101,500.00	10,690.00	18,795.09	82,704.91
01-12-00-550557	GROUNDS/WEST	14,500.00	14,500.00	0.00	1,796.32	12,703.68
01-12-00-550558	GROUNDS/V.A.	40,700.00	40,700.00	0.00	7,734.73	32,965.27
01-12-00-550559	NEIGHBORHOOD PARKS--NORTH	43,000.00	43,000.00	891.54	4,657.66	38,342.34
01-12-00-550560	GROUNDS/FARM	4,000.00	4,000.00	0.00	2,582.35	1,417.65
01-12-00-550561	TRAIL MAINTENANCE	10,000.00	10,000.00	0.00	0.00	10,000.00
01-12-00-550566	GROUNDS/STERNES	7,000.00	7,000.00	0.00	1,750.00	5,250.00
01-12-00-550571	GROUNDS/LIPPOLD	32,500.00	32,500.00	6,918.24	19,444.23	13,055.77
01-12-00-550573	GROUNDS/SUND BALLFIELD COMPLEX	5,000.00	5,000.00	0.00	0.00	5,000.00
01-12-00-550574	GROUNDS/SOCCER FIELDS	5,000.00	5,000.00	0.00	3,954.52	1,045.48
01-12-00-550661	GROUNDS/SPOERL	5,900.00	5,900.00	0.00	551.90	5,348.10
01-12-00-550664	NEIGHBORHOOD PARKS--SOUTH	36,500.00	36,500.00	2,461.79	8,289.09	28,210.91
01-12-00-550665	GROUNDS/FETZNER	7,500.00	7,500.00	0.00	808.50	6,691.50
01-12-00-550666	GROUNDS/FOUR COLONIES	13,200.00	13,200.00	17.76	518.76	12,681.24
01-12-00-550667	GROUNDS/WOODSCREEK	12,500.00	12,500.00	0.00	608.55	11,891.45
01-12-00-550668	GROUNDS/SAM JOHNS	2,000.00	2,000.00	0.00	0.00	2,000.00
01-12-00-550669	GROUNDS/FEINBERG	153,500.00	153,500.00	0.00	219.94	153,280.06
01-12-00-550670	GROUNDS/KEN BIRD	11,000.00	11,000.00	0.00	364.58	10,635.42

All Funds Income Statement with Audit AJE

For Fiscal: 2022-2023 Period Ending: 09/30/2022

		Original Total Budget	Current Total Budget	MTD Activity	YTD Activity	Budget Remaining
01-12-00-550671	GROUNDS/PALMER HOUSE	2,600.00	2,600.00	0.00	1,773.14	826.86
01-12-00-550672	GROUNDS/WILLOWS EDGE	2,000.00	2,000.00	0.00	539.50	1,460.50
01-12-00-550674	GROUNDS/GRAND OAKS	2,950.00	2,950.00	0.00	479.36	2,470.64
01-12-00-550675	GROUNDS/OAK HOLLOW	1,000.00	1,000.00	0.00	0.00	1,000.00
01-12-00-550676	GROUNDS/SHAMROCK HILLS	2,000.00	2,000.00	303.00	591.00	1,409.00
SubAccount: 550 - UNCAPITALIZED IMPROVEMENTS Total:		617,600.00	617,600.00	28,809.87	97,514.52	520,085.48
SubAccount: 570 - OTHER EXPENSES						
01-12-00-570024	MEMORIALS	12,000.00	12,000.00	4,740.00	19,455.00	-7,455.00
01-12-00-570030	EQUIPMENT PURCHASE	261,000.00	261,000.00	0.00	67,522.34	193,477.66
01-12-00-570060	LAKE STOCK	15,000.00	15,000.00	0.00	3,997.50	11,002.50
01-12-00-570800	VANDALISM REPAIR	350.00	350.00	0.00	237.25	112.75
SubAccount: 570 - OTHER EXPENSES Total:		288,350.00	288,350.00	4,740.00	91,212.09	197,137.91
Expense Total:		3,197,371.00	3,197,371.00	206,699.98	952,413.88	2,244,957.12
Center: 12 - PARK MAINTENANCE Surplus (Deficit):		-3,130,046.00	-3,130,046.00	-196,539.98	-924,711.88	-2,205,334.12
Center: 13 - PARK DEVELOPMENT						
Revenue						
SubAccount: 440 - OPERATIONS INCOME						
01-13-00-440285	BLD DEVELOPER CONTRIBUTIONS	300,000.00	300,000.00	0.00	0.00	300,000.00
SubAccount: 440 - OPERATIONS INCOME Total:		300,000.00	300,000.00	0.00	0.00	300,000.00
Revenue Total:		300,000.00	300,000.00	0.00	0.00	300,000.00
Expense						
SubAccount: 570 - OTHER EXPENSES						
01-13-00-570029	NEIGHBORHOOD PARK IMPROVEMENT	238,000.00	238,000.00	0.00	16,096.00	221,904.00
SubAccount: 570 - OTHER EXPENSES Total:		238,000.00	238,000.00	0.00	16,096.00	221,904.00
Expense Total:		238,000.00	238,000.00	0.00	16,096.00	221,904.00
Center: 13 - PARK DEVELOPMENT Surplus (Deficit):		62,000.00	62,000.00	0.00	-16,096.00	78,096.00
Center: 14 - POLICE						
Revenue						
SubAccount: 440 - OPERATIONS INCOME						
01-14-00-440034	SPECIAL DUTY PATROL FEE	1,000.00	1,000.00	0.00	0.00	1,000.00
SubAccount: 440 - OPERATIONS INCOME Total:		1,000.00	1,000.00	0.00	0.00	1,000.00
Revenue Total:		1,000.00	1,000.00	0.00	0.00	1,000.00
Expense						
SubAccount: 510 - SALARIES & WAGES						
01-14-00-510008	CLERICAL-PART TIME	10,718.00	10,718.00	1,144.23	4,054.63	6,663.37
01-14-00-510074	PARK POLICE CHIEF	36,958.00	36,958.00	3,446.31	12,531.25	24,426.75
01-14-00-510075	P.T. POLICE	88,895.00	88,895.00	5,809.99	24,025.60	64,869.40
01-14-00-510076	F.T. POLICE	23,120.00	23,120.00	2,650.41	6,422.47	16,697.53
01-14-00-510134	PARK POLICE SPECIAL DUTY	2,000.00	2,000.00	0.00	0.00	2,000.00
SubAccount: 510 - SALARIES & WAGES Total:		161,691.00	161,691.00	13,050.94	47,033.95	114,657.05
SubAccount: 520 - CONTRACTUAL SERVICES						
01-14-00-520209	COMMUNICATION	3,000.00	3,000.00	198.12	976.51	2,023.49
01-14-00-520225	EDUCATION/SEMINARS	5,000.00	5,000.00	1,979.08	1,979.08	3,020.92
01-14-00-520227	PHYSICAL EXAMINATIONS	800.00	800.00	0.00	270.00	530.00
01-14-00-520290	DISPATCH FEE	25,000.00	25,000.00	0.00	12,182.52	12,817.48
SubAccount: 520 - CONTRACTUAL SERVICES Total:		33,800.00	33,800.00	2,177.20	15,408.11	18,391.89
SubAccount: 530 - COMMODITES						
01-14-00-530553	OFFICE SUPPLIES	3,000.00	3,000.00	33.83	458.14	2,541.86
SubAccount: 530 - COMMODITES Total:		3,000.00	3,000.00	33.83	458.14	2,541.86
SubAccount: 550 - UNCAPITALIZED IMPROVEMENTS						
01-14-00-550600	SECURITY EQUIPMENT	3,000.00	3,000.00	0.00	0.00	3,000.00
01-14-00-550601	MISCELLANEOUS SUPPLIES	500.00	500.00	0.00	82.19	417.81
01-14-00-550602	UNIFORMS	4,500.00	4,500.00	120.95	1,185.59	3,314.41
01-14-00-550603	MEMBERSHIP & TRAINING	6,500.00	6,500.00	732.89	1,682.89	4,817.11

All Funds Income Statement with Audit AJE

For Fiscal: 2022-2023 Period Ending: 09/30/2022

		Original Total Budget	Current Total Budget	MTD Activity	YTD Activity	Budget Remaining
01-14-00-550605	COMMUNICATION EQUIPMENT	4,000.00	4,000.00	180.00	900.00	3,100.00
SubAccount: 550 - UNCAPITALIZED IMPROVEMENTS Total:		18,500.00	18,500.00	1,033.84	3,850.67	14,649.33
SubAccount: 560 - MAINTENANCE & REPAIRS						
01-14-00-560604	COMMUNICATION EQUIPMENT REPAIR	700.00	700.00	105.95	105.95	594.05
01-14-00-560607	SNOWMOBILE/ATV REPAIRS	2,000.00	2,000.00	0.00	0.00	2,000.00
SubAccount: 560 - MAINTENANCE & REPAIRS Total:		2,700.00	2,700.00	105.95	105.95	2,594.05
SubAccount: 570 - OTHER EXPENSES						
01-14-00-570030	EQUIPMENT PURCHASE	5,000.00	5,000.00	0.00	18.96	4,981.04
SubAccount: 570 - OTHER EXPENSES Total:		5,000.00	5,000.00	0.00	18.96	4,981.04
Expense Total:		224,691.00	224,691.00	16,401.76	66,875.78	157,815.22
Center: 14 - POLICE Surplus (Deficit):		-223,691.00	-223,691.00	-16,401.76	-66,875.78	-156,815.22
Center: 23 - FACILITY RENTAL OPERATIONS						
Revenue						
SubAccount: 440 - OPERATIONS INCOME						
01-23-00-440051	RENTAL OF FACILITIES	101,914.00	101,914.00	10,722.50	56,175.00	45,739.00
01-23-00-440210	BAR/BEVERAGE INCOME	19,800.00	19,800.00	0.00	0.00	19,800.00
01-23-00-440220	LINEN INCOME	13,092.00	13,092.00	2,504.00	8,172.00	4,920.00
01-23-00-440230	GRATUITY	3,960.00	3,960.00	0.00	0.00	3,960.00
01-23-00-440645	SPECIAL EVENTS	0.00	0.00	1,200.00	1,375.00	-1,375.00
SubAccount: 440 - OPERATIONS INCOME Total:		138,766.00	138,766.00	14,426.50	65,722.00	73,044.00
SubAccount: 490 - MERCHANDISE						
01-23-00-490589	SALES TAX	1,535.00	1,535.00	0.00	0.00	1,535.00
SubAccount: 490 - MERCHANDISE Total:		1,535.00	1,535.00	0.00	0.00	1,535.00
Revenue Total:		140,301.00	140,301.00	14,426.50	65,722.00	74,579.00
Expense						
SubAccount: 510 - SALARIES & WAGES						
01-23-00-510048	PART-TIME STAFF	19,634.00	19,634.00	1,957.50	8,027.23	11,606.77
01-23-00-510051	BEER SALES	1,575.00	1,575.00	123.13	424.01	1,150.99
01-23-00-510058	PART TIME MAINTENANCE	18,750.00	18,750.00	489.00	8,595.15	10,154.85
SubAccount: 510 - SALARIES & WAGES Total:		39,959.00	39,959.00	2,569.63	17,046.39	22,912.61
SubAccount: 520 - CONTRACTUAL SERVICES						
01-23-00-520238	LICENSES	2,500.00	2,500.00	0.00	750.00	1,750.00
01-23-00-520260	LINEN EXPENSE	5,260.00	5,260.00	2,510.43	7,319.72	-2,059.72
SubAccount: 520 - CONTRACTUAL SERVICES Total:		7,760.00	7,760.00	2,510.43	8,069.72	-309.72
SubAccount: 530 - COMMODITIES						
01-23-00-530016	PRODUCT - BEER & ALCOHOL	2,970.00	2,970.00	0.00	0.00	2,970.00
01-23-00-530250	MISCELLANEOUS SUPPLIES	1,000.00	1,000.00	0.00	0.00	1,000.00
01-23-00-530735	SALES TAX	1,535.00	1,535.00	0.00	0.00	1,535.00
SubAccount: 530 - COMMODITIES Total:		5,505.00	5,505.00	0.00	0.00	5,505.00
SubAccount: 570 - OTHER EXPENSES						
01-23-00-570028	FURNITURE/FIXTURES	6,460.00	6,460.00	0.00	562.78	5,897.22
01-23-00-570677	TRAVELING EXPENSE	750.00	750.00	0.00	0.00	750.00
SubAccount: 570 - OTHER EXPENSES Total:		7,210.00	7,210.00	0.00	562.78	6,647.22
Expense Total:		60,434.00	60,434.00	5,080.06	25,678.89	34,755.11
Center: 23 - FACILITY RENTAL OPERATIONS Surplus (Deficit):		79,867.00	79,867.00	9,346.44	40,043.11	39,823.89
Fund: 01 - CORPORATE Surplus (Deficit):		-2,592,925.00	-2,592,925.00	1,189,958.68	1,992,324.41	
Fund: 02 - RECREATION						
Center: 11 - ADMINISTRATION						
Revenue						
SubAccount: 410 - TAXES						
02-11-00-410003	PROPERTY TAX	1,750,446.00	1,750,446.00	757,503.96	1,739,300.06	11,145.94
SubAccount: 410 - TAXES Total:		1,750,446.00	1,750,446.00	757,503.96	1,739,300.06	11,145.94
SubAccount: 440 - OPERATIONS INCOME						
02-11-00-440014	INTEREST--MM/ILLINOIS FUNDS	1,200.00	1,200.00	0.00	8,948.27	-7,748.27

All Funds Income Statement with Audit AJE

For Fiscal: 2022-2023 Period Ending: 09/30/2022

		Original Total Budget	Current Total Budget	MTD Activity	YTD Activity	Budget Remaining
02-11-00-440019	INVESTMENT INTEREST - CD'S	5,000.00	5,000.00	0.00	222.10	4,777.90
02-11-00-440021	REIMBURSEMENT	250.00	250.00	145.48	432.21	-182.21
02-11-00-440023	OTHER INCOME	250.00	250.00	0.00	0.00	250.00
02-11-00-440037	BROCHURE ADVERTISING REVENUE	8,000.00	8,000.00	883.33	4,609.43	3,390.57
SubAccount: 440 - OPERATIONS INCOME Total:		14,700.00	14,700.00	1,028.81	14,212.01	487.99
Revenue Total:		1,765,146.00	1,765,146.00	758,532.77	1,753,512.07	11,633.93

Expense

SubAccount: 510 - SALARIES & WAGES

02-11-00-510001	DIRECTOR	85,581.00	85,581.00	9,523.73	34,874.06	50,706.94
02-11-00-510002	SUPT OF BUSINESS SERVICES	49,847.00	49,847.00	5,658.27	20,619.43	29,227.57
02-11-00-510003	SUPT OF REC PROGRAMS & FACILITIES	56,170.00	56,170.00	6,307.91	22,969.69	33,200.31
02-11-00-510004	SUPT OF FACILITY SERVICES	36,945.00	36,945.00	4,252.86	15,460.09	21,484.91
02-11-00-510005	SUPT OF PARKS SERVICES	33,129.00	33,129.00	4,363.73	14,230.30	18,898.70
02-11-00-510007	OFFICE STAFF	55,202.00	55,202.00	6,430.05	23,383.10	31,818.90
02-11-00-510009	RECREATIONAL SUPERVISORS	226,497.00	226,497.00	26,493.60	96,043.64	130,453.36
02-11-00-510015	PUBLIC RELATIONS COORDINATOR	43,239.00	43,239.00	5,694.77	18,571.32	24,667.68
02-11-00-510018	BOOKKEEPERS	63,692.00	63,692.00	8,065.45	30,167.42	33,524.58
02-11-00-510035	MAINTENANCE STAFF	291,237.00	291,237.00	31,058.48	117,283.12	173,953.88
02-11-00-510041	DIRECTOR OF PARK DEVELOPMENT	23,671.00	23,671.00	2,596.15	12,639.33	11,031.67
02-11-00-510054	SAFETY/1ST AID TRAINING	21,500.00	21,500.00	0.00	0.00	21,500.00
02-11-00-510056	MGR OF RECREATION SERVICES	76,500.00	76,500.00	0.00	0.00	76,500.00
02-11-00-510058	PART TIME MAINTENANCE	43,000.00	43,000.00	1,509.85	21,872.55	21,127.45
02-11-00-510063	MARKETING COORDINATOR	58,558.00	58,558.00	6,658.70	25,492.27	33,065.73
02-11-00-510065	BUILDING CUSTODIAN	75,000.00	75,000.00	5,742.50	21,828.34	53,171.66
02-11-00-510070	HUMAN RESOURCE MANAGER	22,826.00	22,826.00	2,588.18	9,408.64	13,417.36
02-11-00-510405	FICA/MEDICARE	90,016.00	90,016.00	2,678.22	45,091.38	44,924.62
02-11-00-510450	AWARDS	300.00	300.00	0.00	0.00	300.00
SubAccount: 510 - SALARIES & WAGES Total:		1,352,910.00	1,352,910.00	129,622.45	529,934.68	822,975.32

SubAccount: 520 - CONTRACTUAL SERVICES

02-11-00-520201	SCHOLARSHIP	3,500.00	3,500.00	187.40	52.30	3,447.70
02-11-00-520205	GARBAGE DISPOSAL	5,000.00	5,000.00	134.53	536.31	4,463.69
02-11-00-520206	ELECTRICITY	38,000.00	38,000.00	952.14	9,882.95	28,117.05
02-11-00-520207	HEAT	14,500.00	14,500.00	440.30	3,210.19	11,289.81
02-11-00-520208	WATER/SEWER	27,000.00	27,000.00	7,027.33	17,282.72	9,717.28
02-11-00-520209	COMMUNICATION	46,000.00	46,000.00	3,422.82	13,593.92	32,406.08
02-11-00-520211	COUPONS RECREATION	0.00	0.00	20.00	125.00	-125.00
02-11-00-520212	PROFESSIONAL SERVICES	1,000.00	1,000.00	0.00	0.00	1,000.00
02-11-00-520213	COMPUTER/SOFTWARE EXPENSES	100,834.00	100,834.00	0.00	29,732.97	71,101.03
02-11-00-520215	MAINTENANCE AGREEMENTS	5,625.00	5,625.00	159.60	2,917.25	2,707.75
02-11-00-520216	OFFICE EQUIPMENT LEASE	3,634.00	3,634.00	192.36	480.90	3,153.10
02-11-00-520217	SECURITY SYSTEM	0.00	0.00	915.23	2,513.63	-2,513.63
02-11-00-520220	LEGAL FEES	7,000.00	7,000.00	0.00	1,068.76	5,931.24
02-11-00-520222	SUBSCRIPTIONS	435.00	435.00	0.00	0.00	435.00
02-11-00-520223	DUES	9,080.00	9,080.00	35.00	2,337.00	6,743.00
02-11-00-520225	EDUCATION/SEMINARS	1,500.00	1,500.00	0.00	0.00	1,500.00
02-11-00-520250	MISCELLANEOUS	1,250.00	1,250.00	0.00	190.00	1,060.00
02-11-00-520255	MISCELLANEOUS BANK CHARGES	38,000.00	38,000.00	4,729.54	32,971.33	5,028.67
02-11-00-520265	IT SERVICE	20,000.00	20,000.00	0.00	5,724.00	14,276.00
02-11-00-520574	POSTAGE	35,950.00	35,950.00	5,228.91	10,668.91	25,281.09
SubAccount: 520 - CONTRACTUAL SERVICES Total:		358,308.00	358,308.00	23,445.16	133,288.14	225,019.86

SubAccount: 530 - COMMODITES

02-11-00-530250	MISCELLANEOUS	1,150.00	1,150.00	0.00	0.00	1,150.00
02-11-00-530260	GAS & DIESEL FUEL	15,000.00	15,000.00	0.00	1,299.18	13,700.82
02-11-00-530318	SAFETY EQUIPMENT	9,232.00	9,232.00	0.00	4,237.21	4,994.79
02-11-00-530353	CUSTODIAL SUPPLIES	15,000.00	15,000.00	1,007.09	11,351.19	3,648.81
02-11-00-530360	PUBLIC INFORMATION SUPPLIES	38,894.00	38,894.00	3,021.09	13,097.57	25,796.43
02-11-00-530365	ADVERTISING	23,680.00	23,680.00	495.00	3,068.94	20,611.06
02-11-00-530395	PRINTING	65,000.00	65,000.00	2,424.74	40,643.54	24,356.46

All Funds Income Statement with Audit AJE

For Fiscal: 2022-2023 Period Ending: 09/30/2022

		Original Total Budget	Current Total Budget	MTD Activity	YTD Activity	Budget Remaining
02-11-00-530425	COFFEE	1,500.00	1,500.00	20.94	196.52	1,303.48
02-11-00-530550	RESOURCE MATERIALS	275.00	275.00	0.00	0.00	275.00
02-11-00-530553	OFFICE SUPPLIES	11,750.00	11,750.00	1,109.11	3,880.70	7,869.30
02-11-00-530560	OFFICE EQUIPMENT	2,000.00	2,000.00	0.00	0.00	2,000.00
02-11-00-530563	COMPUTERS	30,500.00	30,500.00	7,242.00	8,416.02	22,083.98
02-11-00-530694	UNIFORMS	2,500.00	2,500.00	0.00	1,218.43	1,281.57
SubAccount: 530 - COMMODITES Total:		216,481.00	216,481.00	15,319.97	87,409.30	129,071.70
SubAccount: 540 - INSURANCE						
02-11-00-540507	INSURANCE/HEALTH	526,432.00	526,432.00	14,802.54	116,195.15	410,236.85
SubAccount: 540 - INSURANCE Total:		526,432.00	526,432.00	14,802.54	116,195.15	410,236.85
SubAccount: 570 - OTHER EXPENSES						
02-11-00-570028	FURNITURE/FIXTURES	35,500.00	35,500.00	527.49	12,845.92	22,654.08
02-11-00-570040	COMMUNICATION EQUIPMENT	900.00	900.00	0.00	0.00	900.00
02-11-00-570250	MISCELLANEOUS	8,575.00	8,575.00	281.35	1,982.11	6,592.89
02-11-00-570574	DONATIONS	0.00	0.00	0.00	105.00	-105.00
02-11-00-570676	MEETINGS/CONFERENCES	20,000.00	20,000.00	703.00	1,320.25	18,679.75
02-11-00-570677	TRAVELING EXPENSE	5,100.00	5,100.00	109.38	1,596.65	3,503.35
02-11-00-570960	CASH OVER/SHORT	0.00	0.00	0.00	-2.00	2.00
SubAccount: 570 - OTHER EXPENSES Total:		70,075.00	70,075.00	1,621.22	17,847.93	52,227.07
Expense Total:		2,524,206.00	2,524,206.00	184,811.34	884,675.20	1,639,530.80
Center: 11 - ADMINISTRATION Surplus (Deficit):		-759,060.00	-759,060.00	573,721.43	868,836.87	-1,627,896.87
Center: 14 - POLICE						
Expense						
SubAccount: 510 - SALARIES & WAGES						
02-14-00-510008	CLERICAL-PART TIME	10,718.00	10,718.00	1,144.23	4,054.63	6,663.37
02-14-00-510074	PARK POLICE CHIEF	29,986.00	29,986.00	3,446.31	12,531.25	17,454.75
02-14-00-510075	P.T. POLICE	88,895.00	88,895.00	5,809.99	24,025.60	64,869.40
02-14-00-510076	F.T. POLICE	23,120.00	23,120.00	2,650.41	6,422.47	16,697.53
SubAccount: 510 - SALARIES & WAGES Total:		152,719.00	152,719.00	13,050.94	47,033.95	105,685.05
SubAccount: 550 - UNCAPITALIZED IMPROVEMENTS						
02-14-00-550603	MEMBERSHIP & TRAINING	1,000.00	1,000.00	0.00	0.00	1,000.00
SubAccount: 550 - UNCAPITALIZED IMPROVEMENTS Total:		1,000.00	1,000.00	0.00	0.00	1,000.00
SubAccount: 560 - MAINTENANCE & REPAIRS						
02-14-00-560605	VEHICLE MAINTENANCE	60,000.00	60,000.00	0.00	0.00	60,000.00
SubAccount: 560 - MAINTENANCE & REPAIRS Total:		60,000.00	60,000.00	0.00	0.00	60,000.00
Expense Total:		213,719.00	213,719.00	13,050.94	47,033.95	166,685.05
Center: 14 - POLICE Total:		213,719.00	213,719.00	13,050.94	47,033.95	166,685.05
Center: 62 - ADULT RECREATION						
Revenue						
SubAccount: 430 - PROGRAM REVENUE						
02-62-00-430207	CONTRACTUAL DANCE CLASSES	2,700.00	2,700.00	101.52	1,642.92	1,057.08
02-62-00-430209	ADULT FITNESS	61,200.00	61,200.00	3,117.21	16,668.17	44,531.83
02-62-00-430328	SENIOR FITNESS	8,592.00	8,592.00	253.24	3,176.01	5,415.99
02-62-20-430365	SNOWBIRD/KISS-IT TOURNS	2,600.00	2,600.00	0.00	0.00	2,600.00
02-62-20-430430	ADULT VOLLEYBALL	13,650.00	13,650.00	0.00	0.00	13,650.00
SubAccount: 430 - PROGRAM REVENUE Total:		88,742.00	88,742.00	3,471.97	21,487.10	67,254.90
Revenue Total:		88,742.00	88,742.00	3,471.97	21,487.10	67,254.90
Expense						
SubAccount: 501 - PROGRAM SALARIES & WAGES						
02-62-00-501209	ADULT FITNESS SALARIES & WAGES	39,630.00	39,630.00	3,191.77	12,356.00	27,274.00
02-62-00-501328	SENIOR FITNESS SALARIES & WAGES	7,003.00	7,003.00	760.75	2,893.75	4,109.25
02-62-20-501365	SNOWBIRD/KISS-IT TOURNS SALARIES & WA...	727.00	727.00	0.00	0.00	727.00
02-62-20-501430	ADULT VOLLEYBALL SALARIES & WAGES	5,850.00	5,850.00	0.00	0.00	5,850.00
SubAccount: 501 - PROGRAM SALARIES & WAGES Total:		53,210.00	53,210.00	3,952.52	15,249.75	37,960.25

All Funds Income Statement with Audit AJE

For Fiscal: 2022-2023 Period Ending: 09/30/2022

		Original Total Budget	Current Total Budget	MTD Activity	YTD Activity	Budget Remaining
SubAccount: 502 - PROGRAM CONTRACTUAL SERVICES						
02-62-00-502207	CONTRACTUAL DANCE CLASSES CONTRACTU...	1,890.00	1,890.00	0.00	926.50	963.50
02-62-20-502365	SNOWBIRD/KISS-IT TOURNS CONTRACTUAL S...	91.00	91.00	0.00	0.00	91.00
02-62-20-502430	ADULT VOLLEYBALL CONTRACTUAL SVCS	210.00	210.00	0.00	0.00	210.00
SubAccount: 502 - PROGRAM CONTRACTUAL SERVICES Total:		2,191.00	2,191.00	0.00	926.50	1,264.50
SubAccount: 503 - PROGRAM COMMODITES						
02-62-00-503209	ADULT FITNESS COMMODITIES	2,185.00	2,185.00	75.51	260.08	1,924.92
02-62-00-503328	SENIOR FITNESS COMMODITIES	30.00	30.00	53.59	75.17	-45.17
02-62-20-503365	SNOWBIRD/KISS-IT TOURNS COMMODITIES	1,306.00	1,306.00	0.00	0.00	1,306.00
02-62-20-503430	ADULT VOLLEYBALL COMMODITIES	2,010.00	2,010.00	0.00	0.00	2,010.00
SubAccount: 503 - PROGRAM COMMODITES Total:		5,531.00	5,531.00	129.10	335.25	5,195.75
Expense Total:		60,932.00	60,932.00	4,081.62	16,511.50	44,420.50
Center: 62 - ADULT RECREATION Surplus (Deficit):		27,810.00	27,810.00	-609.65	4,975.60	22,834.40
Center: 63 - YOUTH RECREATION						
Revenue						
SubAccount: 430 - PROGRAM REVENUE						
02-63-00-430054	YOUTH FLAG FOOTBALL LEAGUE	16,200.00	16,200.00	0.00	0.00	16,200.00
02-63-00-430068	BABYSITTING TRAINING	2,560.00	2,560.00	0.00	2,260.00	300.00
02-63-00-430133	EDUCATION/PRE-SCHOOL	164,933.00	164,933.00	17,345.76	44,714.89	120,218.11
02-63-00-430186	CAMP/YOUNG EXPLORERS	375,575.00	375,575.00	4,229.00	460,653.25	-85,078.25
02-63-00-430187	E.T. CAMP	72,595.00	72,595.00	3,406.80	101,486.48	-28,891.48
02-63-00-430188	JR HIGH & TEEN CAMPS	98,588.00	98,588.00	1,555.20	126,515.97	-27,927.97
02-63-00-430214	KID ROCK	7,508.00	7,508.00	851.50	5,014.94	2,493.06
02-63-00-430217	KIDS FITNESS CLASSES	2,160.00	2,160.00	106.50	223.50	1,936.50
02-63-00-430220	EXTENDED TIME	1,139,316.00	1,139,316.00	126,731.77	154,926.52	984,389.48
02-63-00-430245	GYMNASTICS	24,000.00	24,000.00	3,716.70	21,903.94	2,096.06
02-63-00-430276	JR. LEADERS	14,750.00	14,750.00	0.00	12,461.00	2,289.00
02-63-00-430287	YOUTH SPECIALTY CLASSES	10,954.00	10,954.00	780.00	7,858.33	3,095.67
02-63-00-430329	LITTLE CHEFS/TOT COOKING	10,780.00	10,780.00	0.00	1,928.00	8,852.00
02-63-20-430055	BOYS ASBB	35,320.00	35,320.00	0.00	0.00	35,320.00
02-63-20-430056	GIRLS ASBB	24,070.00	24,070.00	1,261.68	1,261.68	22,808.32
02-63-20-430094	YOUTH ATHLETICS	80,950.00	80,950.00	10,092.39	77,056.31	3,893.69
02-63-20-430108	VOLLEYBALL	18,880.00	18,880.00	1,064.25	7,767.00	11,113.00
02-63-20-430420	SKYHAWKS CAMPS	2,790.00	2,790.00	0.00	10,142.00	-7,352.00
02-63-20-430423	SKILLS FIRST SOCCER	0.00	0.00	0.00	-130.00	130.00
SubAccount: 430 - PROGRAM REVENUE Total:		2,101,929.00	2,101,929.00	171,141.55	1,036,043.81	1,065,885.19
Revenue Total:		2,101,929.00	2,101,929.00	171,141.55	1,036,043.81	1,065,885.19
Expense						
SubAccount: 501 - PROGRAM SALARIES & WAGES						
02-63-00-501054	YOUTH FLAG FOOTBALL LEAGUE SALARIES &...	5,376.00	5,376.00	0.00	0.00	5,376.00
02-63-00-501068	BABYSITTING TRAINING SALARIES & WAGES	400.00	400.00	0.00	151.25	248.75
02-63-00-501133	EDUCATION/PRE-SCHOOL SALARIES & WAGES	106,689.00	106,689.00	11,664.26	32,993.55	73,695.45
02-63-00-501186	CAMP/YOUNG EXPLORERS SALARIES & WAGES	211,780.00	211,780.00	1,085.52	308,615.95	-96,835.95
02-63-00-501187	E.T. CAMP SALARIES & WAGES	46,431.00	46,431.00	0.00	49,161.64	-2,730.64
02-63-00-501188	JR HIGH & TEEN CAMPS SALARIES & WAGES	50,160.00	50,160.00	0.00	75,926.96	-25,766.96
02-63-00-501217	KIDS FITNESS CLASSES SALARIES & WAGES	1,680.00	1,680.00	24.50	658.00	1,022.00
02-63-00-501220	EXTENDED TIME SALARIES & WAGES	558,627.00	558,627.00	74,518.01	160,671.61	397,955.39
02-63-00-501287	YOUTH SPECIALTY CLASSES SALARIES & WAG...	1,080.00	1,080.00	0.00	0.00	1,080.00
02-63-20-501055	BOYS ASBB SALARIES & WAGES	11,215.00	11,215.00	0.00	0.00	11,215.00
02-63-20-501056	GIRLS ASBB SALARIES & WAGES	9,035.00	9,035.00	0.00	0.00	9,035.00
SubAccount: 501 - PROGRAM SALARIES & WAGES Total:		1,002,473.00	1,002,473.00	87,292.29	628,178.96	374,294.04
SubAccount: 502 - PROGRAM CONTRACTUAL SERVICES						
02-63-00-502054	YOUTH FLAG FOOTBALL LEAGUE CONTRACTU...	84.00	84.00	0.00	0.00	84.00
02-63-00-502133	EDUCATION/PRE-SCHOOL CONTRACTUAL SVCS	11,300.00	11,300.00	1,188.85	5,596.24	5,703.76
02-63-00-502186	CAMP/YOUNG EXPLORERS CONTRACTUAL SV...	39,600.00	39,600.00	5,212.91	53,452.26	-13,852.26
02-63-00-502187	E.T. CAMP CONTRACTUAL SVCS	7,600.00	7,600.00	3,082.35	10,751.18	-3,151.18
02-63-00-502188	JR HIGH & TEEN CAMPS CONTRACTUAL SVCS	16,558.00	16,558.00	2,028.97	19,385.74	-2,827.74

All Funds Income Statement with Audit AJE

For Fiscal: 2022-2023 Period Ending: 09/30/2022

		Original Total Budget	Current Total Budget	MTD Activity	YTD Activity	Budget Remaining
02-63-00-502214	KID ROCK CONTRACTUAL SVCS	5,140.00	5,140.00	0.00	3,587.00	1,553.00
02-63-00-502220	EXTENDED TIME CONTRACTUAL SVCS	258,253.00	258,253.00	13,476.38	75,485.68	182,767.32
02-63-00-502245	GYMNASTICS CONTRACTUAL SVCS	16,800.00	16,800.00	2,589.30	8,343.30	8,456.70
02-63-00-502276	JR. LEADERS CONTRACTUAL SVCS	9,700.00	9,700.00	797.00	9,699.82	0.18
02-63-00-502287	YOUTH SPECIALTY CLASSES CONTRACTUAL SV...	4,984.00	4,984.00	0.00	5,237.35	-253.35
02-63-00-502329	LITTLE CHEFS/TOT COOKING CONTRACTUAL S...	7,546.00	7,546.00	0.00	1,584.00	5,962.00
02-63-20-502055	BOYS ASBB CONTRACTUAL SVCS	2,863.00	2,863.00	0.00	0.00	2,863.00
02-63-20-502056	GIRLS ASBB CONTRACTUAL SVCS	2,345.00	2,345.00	0.00	0.00	2,345.00
02-63-20-502094	YOUTH ATHLETICS CONTRACTUAL SVCS	56,665.00	56,665.00	0.00	33,304.67	23,360.33
02-63-20-502108	VOLLEYBALL CONTRACTUAL SVCS	13,216.00	13,216.00	0.00	4,313.92	8,902.08
02-63-20-502420	SKYHAWKS CAMPS CONTRACTUAL SVCS	1,953.00	1,953.00	0.00	6,423.20	-4,470.20
SubAccount: 502 - PROGRAM CONTRACTUAL SERVICES Total:		454,607.00	454,607.00	28,375.76	237,164.36	217,442.64
SubAccount: 503 - PROGRAM COMMODITES						
02-63-00-503054	YOUTH FLAG FOOTBALL LEAGUE COMMODITI...	4,515.00	4,515.00	0.00	0.00	4,515.00
02-63-00-503068	BABYSITTING TRAINING COMMODITIES	900.00	900.00	0.00	0.00	900.00
02-63-00-503133	EDUCATION/PRE-SCHOOL COMMODITIES	7,796.00	7,796.00	454.60	5,123.23	2,672.77
02-63-00-503166	RAMBLING TOT COMMODITIES	0.00	0.00	0.00	130.00	-130.00
02-63-00-503186	CAMP/YOUNG EXPLORERS COMMODITIES	11,130.00	11,130.00	-6.63	14,660.87	-3,530.87
02-63-00-503187	E.T. CAMP COMMODITIES	2,201.00	2,201.00	433.79	3,341.82	-1,140.82
02-63-00-503188	JR HIGH & TEEN CAMPS COMMODITIES	2,665.00	2,665.00	0.00	4,307.97	-1,642.97
02-63-00-503220	EXTENDED TIME COMMODITIES	41,495.00	41,495.00	3,673.58	11,108.56	30,386.44
02-63-00-503276	JR. LEADERS COMMODITIES	563.00	563.00	0.00	0.00	563.00
02-63-00-503287	YOUTH SPECIALTY CLASSES COMMODITIES	100.00	100.00	0.00	10.79	89.21
02-63-20-503055	BOYS ASBB COMMODITIES	10,275.00	10,275.00	700.00	700.00	9,575.00
02-63-20-503056	GIRLS ASBB COMMODITIES	8,282.00	8,282.00	3,313.16	3,313.16	4,968.84
SubAccount: 503 - PROGRAM COMMODITES Total:		89,922.00	89,922.00	8,568.50	42,696.40	47,225.60
Expense Total:		1,547,002.00	1,547,002.00	124,236.55	908,039.72	638,962.28
Center: 63 - YOUTH RECREATION Surplus (Deficit):		554,927.00	554,927.00	46,905.00	128,004.09	426,922.91
Center: 64 - PROGRAMS FOR ALL AGES						
Revenue						
SubAccount: 430 - PROGRAM REVENUE						
02-64-00-430205	ADULT/YOUTH DANCE	76,190.00	76,190.00	3,580.00	47,657.34	28,532.66
02-64-00-430265	GARDEN PLOTS	3,170.00	3,170.00	366.38	1,963.56	1,206.44
02-64-00-430270	WAGON RIDES	5,250.00	5,250.00	345.00	345.00	4,905.00
02-64-00-430282	SHOTOKAN	21,185.00	21,185.00	2,269.17	11,040.77	10,144.23
02-64-00-430283	HAPKIDO	4,664.00	4,664.00	615.26	3,286.67	1,377.33
02-64-00-430284	ART CLASSES	4,500.00	4,500.00	1,206.00	2,701.00	1,799.00
02-64-00-430383	THEATER/VOICE	37,025.00	37,025.00	902.92	2,377.19	34,647.81
SubAccount: 430 - PROGRAM REVENUE Total:		151,984.00	151,984.00	9,284.73	69,371.53	82,612.47
Revenue Total:		151,984.00	151,984.00	9,284.73	69,371.53	82,612.47
Expense						
SubAccount: 501 - PROGRAM SALARIES & WAGES						
02-64-00-501205	ADULT/YOUTH DANCE SALARIES & WAGES	38,875.00	38,875.00	225.75	11,213.91	27,661.09
02-64-00-501270	WAGON RIDES SALARIES & WAGES	2,250.00	2,250.00	40.00	40.00	2,210.00
02-64-00-501283	HAPKIDO SALARIES & WAGES	2,680.00	2,680.00	273.00	1,101.00	1,579.00
02-64-00-501383	THEATER/VOICE SALARIES & WAGES	5,286.00	5,286.00	116.25	5,174.75	111.25
SubAccount: 501 - PROGRAM SALARIES & WAGES Total:		49,091.00	49,091.00	655.00	17,529.66	31,561.34
SubAccount: 502 - PROGRAM CONTRACTUAL SERVICES						
02-64-00-502205	ADULT/YOUTH DANCE CONTRACTUAL SVCS	1,048.00	1,048.00	0.00	0.00	1,048.00
02-64-00-502265	GARDEN PLOTS CONTRACTUAL SVCS	200.00	200.00	0.00	0.00	200.00
02-64-00-502282	SHOTOKAN CONTRACTUAL SVCS	14,830.00	14,830.00	0.00	3,567.15	11,262.85
02-64-00-502284	ART CLASSES CONTRACTUAL SVCS	3,150.00	3,150.00	537.60	1,384.60	1,765.40
SubAccount: 502 - PROGRAM CONTRACTUAL SERVICES Total:		19,228.00	19,228.00	537.60	4,951.75	14,276.25
SubAccount: 503 - PROGRAM COMMODITES						
02-64-00-503205	ADULT/YOUTH DANCE COMMODITIES	11,495.00	11,495.00	187.79	2,044.78	9,450.22
02-64-00-503265	GARDEN PLOTS COMMODITIES	1,500.00	1,500.00	0.00	172.83	1,327.17
02-64-00-503270	WAGON RIDES COMMODITIES	500.00	500.00	273.55	273.55	226.45

All Funds Income Statement with Audit AJE

For Fiscal: 2022-2023 Period Ending: 09/30/2022

		Original Total Budget	Current Total Budget	MTD Activity	YTD Activity	Budget Remaining
02-64-00-503283	HAPKIDO COMMODITIES	700.00	700.00	47.00	374.55	325.45
02-64-00-503383	THEATER/VOICE COMMODITIES	7,380.00	7,380.00	815.00	2,758.81	4,621.19
SubAccount: 503 - PROGRAM COMMODITES Total:		21,575.00	21,575.00	1,323.34	5,624.52	15,950.48
Expense Total:		89,894.00	89,894.00	2,515.94	28,105.93	61,788.07
Center: 64 - PROGRAMS FOR ALL AGES Surplus (Deficit):		62,090.00	62,090.00	6,768.79	41,265.60	20,824.40
Center: 65 - SENIOR CITIZENS						
Revenue						
SubAccount: 430 - PROGRAM REVENUE						
02-65-00-430466	SENIOR TRIPS	16,575.00	16,575.00	2,993.00	10,761.70	5,813.30
02-65-00-430469	MISC. SENIOR PROGRAMS	9,480.00	9,480.00	634.00	2,789.02	6,690.98
SubAccount: 430 - PROGRAM REVENUE Total:		26,055.00	26,055.00	3,627.00	13,550.72	12,504.28
Revenue Total:		26,055.00	26,055.00	3,627.00	13,550.72	12,504.28
Expense						
SubAccount: 501 - PROGRAM SALARIES & WAGES						
02-65-00-501466	SENIOR TRIPS SALARIES & WAGES	480.00	480.00	0.00	0.00	480.00
02-65-00-501469	MISC. SENIOR PROGRAMS SALARIES & WAGES	18,849.00	18,849.00	2,006.27	6,592.42	12,256.58
SubAccount: 501 - PROGRAM SALARIES & WAGES Total:		19,329.00	19,329.00	2,006.27	6,592.42	12,736.58
SubAccount: 502 - PROGRAM CONTRACTUAL SERVICES						
02-65-00-502466	SENIOR TRIPS CONTRACTUAL SVCS	11,970.00	11,970.00	1,780.00	9,352.25	2,617.75
02-65-00-502469	MISC. SENIOR PROGRAMS CONTRACTUAL SV...	1,600.00	1,600.00	0.00	98.00	1,502.00
SubAccount: 502 - PROGRAM CONTRACTUAL SERVICES Total:		13,570.00	13,570.00	1,780.00	9,450.25	4,119.75
SubAccount: 503 - PROGRAM COMMODITIES						
02-65-00-503466	SENIOR TRIPS COMMODITIES	130.00	130.00	0.00	195.15	-65.15
02-65-00-503469	MISC. SENIOR PROGRAMS COMMODITIES	3,205.00	3,205.00	62.44	788.00	2,417.00
SubAccount: 503 - PROGRAM COMMODITES Total:		3,335.00	3,335.00	62.44	983.15	2,351.85
Expense Total:		36,234.00	36,234.00	3,848.71	17,025.82	19,208.18
Center: 65 - SENIOR CITIZENS Surplus (Deficit):		-10,179.00	-10,179.00	-221.71	-3,475.10	-6,703.90
Center: 66 - SPECIAL EVENTS						
Revenue						
SubAccount: 430 - PROGRAM REVENUE						
02-66-00-430121	MOM SON NIGHT	2,500.00	2,500.00	0.00	0.00	2,500.00
02-66-00-430122	DADDY DAUGHTER DANCE	5,000.00	5,000.00	0.00	0.00	5,000.00
02-66-00-430128	SEASONAL SPECIAL EVENTS	26,250.00	26,250.00	1,135.90	1,707.75	24,542.25
02-66-00-430129	SUMMER MOVIES IN THE PARK	0.00	0.00	0.00	1,700.00	-1,700.00
02-66-00-430235	CHILI OPEN	3,750.00	3,750.00	0.00	0.00	3,750.00
02-66-00-430370	SUMMER CONCERT SERIES	7,500.00	7,500.00	41.10	4,984.61	2,515.39
SubAccount: 430 - PROGRAM REVENUE Total:		45,000.00	45,000.00	1,177.00	8,392.36	36,607.64
Revenue Total:		45,000.00	45,000.00	1,177.00	8,392.36	36,607.64
Expense						
SubAccount: 501 - PROGRAM SALARIES & WAGES						
02-66-00-501121	MOM SON NIGHT SALARIES & WAGES	132.00	132.00	0.00	127.50	4.50
02-66-00-501122	DADDY DAUGHTER DANCE SALARIES & WAGES	180.00	180.00	0.00	0.00	180.00
02-66-00-501128	SEASONAL SPECIAL EVENTS SALARIES & WAG...	1,860.00	1,860.00	0.00	30.00	1,830.00
02-66-00-501235	CHILI OPEN SALARIES & WAGES	104.00	104.00	0.00	0.00	104.00
SubAccount: 501 - PROGRAM SALARIES & WAGES Total:		2,276.00	2,276.00	0.00	157.50	2,118.50
SubAccount: 502 - PROGRAM CONTRACTUAL SERVICES						
02-66-00-502128	SEASONAL SPECIAL EVENTS CONTRACTUAL S...	9,130.00	9,130.00	400.00	400.00	8,730.00
02-66-00-502179	BEACH SPECIAL EVENTS CONTRACTUAL SVCS	3,500.00	3,500.00	0.00	0.00	3,500.00
02-66-00-502370	SUMMER CONCERT SERIES CONTRACTUAL SV...	7,200.00	7,200.00	0.00	7,200.00	0.00
SubAccount: 502 - PROGRAM CONTRACTUAL SERVICES Total:		19,830.00	19,830.00	400.00	7,600.00	12,230.00
SubAccount: 503 - PROGRAM COMMODITIES						
02-66-00-503121	MOM SON NIGHT COMMODITIES	1,630.00	1,630.00	0.00	11.48	1,618.52
02-66-00-503122	DADDY DAUGHTER DANCE COMMODITIES	2,935.00	2,935.00	0.00	0.00	2,935.00
02-66-00-503128	SEASONAL SPECIAL EVENTS COMMODITIES	14,050.00	14,050.00	4,750.51	7,876.44	6,173.56
02-66-00-503179	BEACH SPECIAL EVENTS COMMODITIES	2,500.00	2,500.00	0.00	0.00	2,500.00

All Funds Income Statement with Audit AJE

For Fiscal: 2022-2023 Period Ending: 09/30/2022

		Original Total Budget	Current Total Budget	MTD Activity	YTD Activity	Budget Remaining
02-66-00-503235	CHILI OPEN COMMODITIES	3,570.00	3,570.00	0.00	0.00	3,570.00
02-66-00-503370	SUMMER CONCERT SERIES COMMODITIES	1,000.00	1,000.00	0.00	0.00	1,000.00
SubAccount: 503 - PROGRAM COMMODITES Total:		25,685.00	25,685.00	4,750.51	7,887.92	17,797.08
Expense Total:		47,791.00	47,791.00	5,150.51	15,645.42	32,145.58
Center: 66 - SPECIAL EVENTS Surplus (Deficit):		-2,791.00	-2,791.00	-3,973.51	-7,253.06	4,462.06
Center: 68 - LIPPOLD PARK COMPLEX						
Revenue						
SubAccount: 430 - PROGRAM REVENUE						
02-68-00-430356	SPRING SOFTBALL	9,600.00	9,600.00	0.00	14,233.44	-4,633.44
02-68-00-430357	SUMMER SOFTBALL	52,600.00	52,600.00	66.00	51,932.67	667.33
02-68-00-430363	SOFTBALL/FALL LEAGUE	28,000.00	28,000.00	14,316.67	15,505.62	12,494.38
02-68-00-430400	DOG PARK	9,320.00	9,320.00	1,267.12	6,400.32	2,919.68
SubAccount: 430 - PROGRAM REVENUE Total:		99,520.00	99,520.00	15,649.79	88,072.05	11,447.95
SubAccount: 440 - OPERATIONS INCOME						
02-68-00-440046	FIELD RENTAL	72,300.00	72,300.00	8,173.75	71,491.25	808.75
02-68-00-440047	SOCCER FIELD RENTAL	6,000.00	6,000.00	0.00	0.00	6,000.00
02-68-00-440404	BATTING CAGES	8,200.00	8,200.00	1,727.00	9,750.00	-1,550.00
SubAccount: 440 - OPERATIONS INCOME Total:		86,500.00	86,500.00	9,900.75	81,241.25	5,258.75
Revenue Total:		186,020.00	186,020.00	25,550.54	169,313.30	16,706.70
Expense						
SubAccount: 501 - PROGRAM SALARIES & WAGES						
02-68-00-501356	SPRING SOFTBALL SALARIES & WAGES	5,375.00	5,375.00	0.00	8,456.84	-3,081.84
02-68-00-501357	SUMMER SOFTBALL SALARIES & WAGES	27,317.00	27,317.00	3,029.95	21,497.96	5,819.04
02-68-00-501363	SOFTBALL/FALL LEAGUE SALARIES & WAGES	14,871.00	14,871.00	5,657.46	5,657.46	9,213.54
02-68-00-501400	DOG PARK SALARIES & WAGES	1,554.00	1,554.00	777.00	2,952.82	-1,398.82
SubAccount: 501 - PROGRAM SALARIES & WAGES Total:		49,117.00	49,117.00	9,464.41	38,565.08	10,551.92
SubAccount: 502 - PROGRAM CONTRACTUAL SERVICES						
02-68-00-502356	SPRING SOFTBALL CONTRACTUAL SVCS	238.00	238.00	0.00	0.00	238.00
02-68-00-502357	SUMMER SOFTBALL CONTRACTUAL SVCS	476.00	476.00	0.00	0.00	476.00
02-68-00-502363	SOFTBALL/FALL LEAGUE CONTRACTUAL SVCS	343.00	343.00	0.00	0.00	343.00
SubAccount: 502 - PROGRAM CONTRACTUAL SERVICES Total:		1,057.00	1,057.00	0.00	0.00	1,057.00
SubAccount: 503 - PROGRAM COMMODITIES						
02-68-00-503356	SPRING SOFTBALL COMMODITIES	2,496.00	2,496.00	0.00	2,459.02	36.98
02-68-00-503357	SUMMER SOFTBALL COMMODITIES	9,854.00	9,854.00	0.00	4,982.73	4,871.27
02-68-00-503363	SOFTBALL/FALL LEAGUE COMMODITIES	6,102.00	6,102.00	2,677.87	3,128.97	2,973.03
02-68-00-503400	DOG PARK COMMODITIES	2,825.00	2,825.00	601.63	1,218.59	1,606.41
SubAccount: 503 - PROGRAM COMMODITIES Total:		21,277.00	21,277.00	3,279.50	11,789.31	9,487.69
SubAccount: 510 - SALARIES & WAGES						
02-68-00-510005	SUPT OF PARKS SERVICES	5,522.00	5,522.00	727.30	2,371.74	3,150.26
02-68-00-510020	PARK SUPERVISOR	8,451.00	8,451.00	674.89	2,446.32	6,004.68
02-68-00-510028	GROUNDS SUPERVISOR	7,330.00	7,330.00	780.40	2,839.11	4,490.89
02-68-00-510035	MAINTENANCE STAFF	128,913.00	128,913.00	14,328.54	49,955.48	78,957.52
02-68-00-510057	PART TIME RECREATION	24,540.00	24,540.00	1,506.26	13,749.10	10,790.90
02-68-00-510058	PART TIME MAINTENANCE	12,500.00	12,500.00	580.72	8,412.62	4,087.38
SubAccount: 510 - SALARIES & WAGES Total:		187,256.00	187,256.00	18,598.11	79,774.37	107,481.63
SubAccount: 520 - CONTRACTUAL SERVICES						
02-68-00-520151	BUILDING REPAIRS	250.00	250.00	0.00	0.00	250.00
02-68-00-520205	GARBAGE DISPOSAL	4,500.00	4,500.00	617.45	2,584.84	1,915.16
02-68-00-520206	ELECTRICITY	10,000.00	10,000.00	946.37	3,299.41	6,700.59
02-68-00-520208	WATER/SEWER	650.00	650.00	0.00	148.00	502.00
02-68-00-520217	SECURITY SYSTEM	500.00	500.00	124.81	703.62	-203.62
02-68-00-520383	LIGHTING	5,500.00	5,500.00	0.00	0.00	5,500.00
SubAccount: 520 - CONTRACTUAL SERVICES Total:		21,400.00	21,400.00	1,688.63	6,735.87	14,664.13
SubAccount: 530 - COMMODITIES						
02-68-00-530353	CUSTODIAL SUPPLIES	600.00	600.00	52.99	597.61	2.39
02-68-00-530404	BATTING CAGES	1,600.00	1,600.00	166.26	2,525.36	-925.36

All Funds Income Statement with Audit AJE

For Fiscal: 2022-2023 Period Ending: 09/30/2022

		Original Total Budget	Current Total Budget	MTD Activity	YTD Activity	Budget Remaining
02-68-00-530697	IRRIGATION REPAIRS	500.00	500.00	0.00	0.00	500.00
	SubAccount: 530 - COMMODITES Total:	2,700.00	2,700.00	219.25	3,122.97	-422.97
	SubAccount: 550 - UNCAPITALIZED IMPROVEMENTS					
02-68-00-550172	BUILDING/BONCOSKY COMPLEX	99,400.00	99,400.00	89,447.00	89,697.00	9,703.00
02-68-00-550177	BUILDING/SUND BALLFIELD COMPLEX	22,500.00	22,500.00	0.00	492.20	22,007.80
02-68-00-550572	GROUNDS/BONCOSKY COMPLEX	9,260.00	9,260.00	0.00	2,500.00	6,760.00
02-68-00-550573	GROUNDS/SUND BALLFIELD COMPLEX	6,700.00	6,700.00	0.00	414.00	6,286.00
	SubAccount: 550 - UNCAPITALIZED IMPROVEMENTS Total:	137,860.00	137,860.00	89,447.00	93,103.20	44,756.80
	Expense Total:	420,667.00	420,667.00	122,696.90	233,090.80	187,576.20
	Center: 68 - LIPPOLD PARK COMPLEX Surplus (Deficit):	-234,647.00	-234,647.00	-97,146.36	-63,777.50	-170,869.50
	Fund: 02 - RECREATION Surplus (Deficit):	-575,569.00	-575,569.00	512,393.05	921,542.55	
Fund: 03 - IMRF						
Center: 11 - ADMINISTRATION						
Revenue						
SubAccount: 410 - TAXES						
03-11-00-410003	PROPERTY TAX	380,202.00	380,202.00	164,532.25	377,781.50	2,420.50
	SubAccount: 410 - TAXES Total:	380,202.00	380,202.00	164,532.25	377,781.50	2,420.50
SubAccount: 440 - OPERATIONS INCOME						
03-11-00-440014	INTEREST--MM/ILLINOIS FUNDS	200.00	200.00	0.00	1,081.18	-881.18
03-11-00-440019	INVESTMENT INTEREST - CD'S	500.00	500.00	0.00	58.42	441.58
	SubAccount: 440 - OPERATIONS INCOME Total:	700.00	700.00	0.00	1,139.60	-439.60
	Revenue Total:	380,902.00	380,902.00	164,532.25	378,921.10	1,980.90
Expense						
SubAccount: 520 - CONTRACTUAL SERVICES						
03-11-00-520236	IMRF PARTICIPATING	381,000.00	381,000.00	43,690.91	160,836.58	220,163.42
	SubAccount: 520 - CONTRACTUAL SERVICES Total:	381,000.00	381,000.00	43,690.91	160,836.58	220,163.42
	Expense Total:	381,000.00	381,000.00	43,690.91	160,836.58	220,163.42
	Center: 11 - ADMINISTRATION Surplus (Deficit):	-98.00	-98.00	120,841.34	218,084.52	-218,182.52
	Fund: 03 - IMRF Surplus (Deficit):	-98.00	-98.00	120,841.34	218,084.52	
Fund: 04 - LIABILITY						
Center: 11 - ADMINISTRATION						
Revenue						
SubAccount: 410 - TAXES						
04-11-00-410003	PROPERTY TAX	153,816.00	153,816.00	66,569.36	152,849.49	966.51
	SubAccount: 410 - TAXES Total:	153,816.00	153,816.00	66,569.36	152,849.49	966.51
SubAccount: 440 - OPERATIONS INCOME						
04-11-00-440014	INTEREST--MM/ILLINOIS FUNDS	75.00	75.00	0.00	603.67	-528.67
04-11-00-440019	INVESTMENT INTEREST - CD'S	1,000.00	1,000.00	0.00	60.63	939.37
04-11-00-440021	REIMBURSEMENT	1,500.00	1,500.00	0.00	0.00	1,500.00
	SubAccount: 440 - OPERATIONS INCOME Total:	2,575.00	2,575.00	0.00	664.30	1,910.70
	Revenue Total:	156,391.00	156,391.00	66,569.36	153,513.79	2,877.21
Expense						
SubAccount: 520 - CONTRACTUAL SERVICES						
04-11-00-520225	EDUCATION/SEMINARS	1,500.00	1,500.00	0.00	0.00	1,500.00
04-11-00-520227	PHYSICAL EXAMINATIONS	5,000.00	5,000.00	855.00	1,195.00	3,805.00
	SubAccount: 520 - CONTRACTUAL SERVICES Total:	6,500.00	6,500.00	855.00	1,195.00	5,305.00
SubAccount: 530 - COMMODITES						
04-11-00-530320	SAFETY COORDINATOR SUPPLIES	1,000.00	1,000.00	0.00	0.00	1,000.00
	SubAccount: 530 - COMMODITES Total:	1,000.00	1,000.00	0.00	0.00	1,000.00
SubAccount: 540 - INSURANCE						
04-11-00-540408	INSURANCE/PROPERTY	73,445.00	73,445.00	0.00	12,240.32	61,204.68
04-11-00-540410	INSURANCE/LIABILITY	35,840.00	35,840.00	0.00	5,972.58	29,867.42
04-11-00-540411	INSURANCE/EMPLOYMENT PRACTICES	12,500.00	12,500.00	0.00	2,077.50	10,422.50
04-11-00-540412	INSURANCE/POLLUTION LIABILITY	2,200.00	2,200.00	0.00	363.96	1,836.04

All Funds Income Statement with Audit AJE

For Fiscal: 2022-2023 Period Ending: 09/30/2022

		Original Total Budget	Current Total Budget	MTD Activity	YTD Activity	Budget Remaining
04-11-00-540700	WORKER'S COMPENSATION	62,500.00	62,500.00	0.00	10,350.98	52,149.02
04-11-00-540900	DEDUCTIBLE	5,000.00	5,000.00	0.00	825.00	4,175.00
	SubAccount: 540 - INSURANCE Total:	191,485.00	191,485.00	0.00	31,830.34	159,654.66
	Expense Total:	198,985.00	198,985.00	855.00	33,025.34	165,959.66
	Center: 11 - ADMINISTRATION Surplus (Deficit):	-42,594.00	-42,594.00	65,714.36	120,488.45	-163,082.45
	Fund: 04 - LIABILITY Surplus (Deficit):	-42,594.00	-42,594.00	65,714.36	120,488.45	
Fund: 05 - BOND & INTEREST						
Center: 11 - ADMINISTRATION						
Revenue						
SubAccount: 410 - TAXES						
05-11-00-410003	PROPERTY TAX	1,055,811.00	1,055,811.00	450,503.96	1,034,399.30	21,411.70
	SubAccount: 410 - TAXES Total:	1,055,811.00	1,055,811.00	450,503.96	1,034,399.30	21,411.70
SubAccount: 440 - OPERATIONS INCOME						
05-11-00-440014	INTEREST--MM/ILLINOIS FUNDS	600.00	600.00	0.00	1,036.94	-436.94
05-11-00-440019	INVESTMENT INTEREST - CD'S	1,500.00	1,500.00	0.00	85.94	1,414.06
05-11-00-440080	BOND PROCEEDS	1,162,800.00	1,162,800.00	0.00	0.00	1,162,800.00
05-11-00-440083	OPERATING TRANSFER IN	46,475.00	46,475.00	0.00	0.00	46,475.00
	SubAccount: 440 - OPERATIONS INCOME Total:	1,211,375.00	1,211,375.00	0.00	1,122.88	1,210,252.12
	Revenue Total:	2,267,186.00	2,267,186.00	450,503.96	1,035,522.18	1,231,663.82
Expense						
SubAccount: 590 - BOND & DEBT SERVICES						
05-11-00-590017	BOND INTEREST	101,016.00	101,016.00	0.00	47,975.00	53,041.00
05-11-00-590018	BOND PRINCIPAL	2,092,745.00	2,092,745.00	0.00	0.00	2,092,745.00
05-11-00-590019	AGENTS FEE	15,350.00	15,350.00	0.00	0.00	15,350.00
	SubAccount: 590 - BOND & DEBT SERVICES Total:	2,209,111.00	2,209,111.00	0.00	47,975.00	2,161,136.00
	Expense Total:	2,209,111.00	2,209,111.00	0.00	47,975.00	2,161,136.00
	Center: 11 - ADMINISTRATION Surplus (Deficit):	58,075.00	58,075.00	450,503.96	987,547.18	-929,472.18
	Fund: 05 - BOND & INTEREST Surplus (Deficit):	58,075.00	58,075.00	450,503.96	987,547.18	
Fund: 06 - AUDIT						
Center: 11 - ADMINISTRATION						
Revenue						
SubAccount: 410 - TAXES						
06-11-00-410003	PROPERTY TAX	24,750.00	24,750.00	10,669.95	24,499.16	250.84
	SubAccount: 410 - TAXES Total:	24,750.00	24,750.00	10,669.95	24,499.16	250.84
SubAccount: 440 - OPERATIONS INCOME						
06-11-00-440023	OTHER INCOME	0.00	0.00	0.00	25.45	-25.45
	SubAccount: 440 - OPERATIONS INCOME Total:	0.00	0.00	0.00	25.45	-25.45
	Revenue Total:	24,750.00	24,750.00	10,669.95	24,524.61	225.39
Expense						
SubAccount: 520 - CONTRACTUAL SERVICES						
06-11-00-520111	AUDIT EXPENSE	24,750.00	24,750.00	0.00	16,800.00	7,950.00
	SubAccount: 520 - CONTRACTUAL SERVICES Total:	24,750.00	24,750.00	0.00	16,800.00	7,950.00
	Expense Total:	24,750.00	24,750.00	0.00	16,800.00	7,950.00
	Center: 11 - ADMINISTRATION Surplus (Deficit):	0.00	0.00	10,669.95	7,724.61	-7,724.61
	Fund: 06 - AUDIT Surplus (Deficit):	0.00	0.00	10,669.95	7,724.61	
Fund: 07 - SPECIAL RECREATION						
Center: 11 - ADMINISTRATION						
Revenue						
SubAccount: 410 - TAXES						
07-11-00-410003	PROPERTY TAX	668,046.00	668,046.00	287,986.48	661,243.93	6,802.07
	SubAccount: 410 - TAXES Total:	668,046.00	668,046.00	287,986.48	661,243.93	6,802.07
SubAccount: 440 - OPERATIONS INCOME						
07-11-00-440014	INTEREST--MM/ILLINOIS FUNDS	150.00	150.00	0.00	528.94	-378.94

All Funds Income Statement with Audit AJE

For Fiscal: 2022-2023 Period Ending: 09/30/2022

		Original Total Budget	Current Total Budget	MTD Activity	YTD Activity	Budget Remaining
07-11-00-440019	INVESTMENT INTEREST - CD'S	1,000.00	1,000.00	0.00	37.16	962.84
	SubAccount: 440 - OPERATIONS INCOME Total:	1,150.00	1,150.00	0.00	566.10	583.90
	Revenue Total:	669,196.00	669,196.00	287,986.48	661,810.03	7,385.97
Expense						
	SubAccount: 510 - SALARIES & WAGES					
07-11-00-510150	INCLUSION	150,000.00	150,000.00	11,304.06	90,897.53	59,102.47
	SubAccount: 510 - SALARIES & WAGES Total:	150,000.00	150,000.00	11,304.06	90,897.53	59,102.47
	SubAccount: 570 - OTHER EXPENSES					
07-11-00-570001	NISRA CONTRIBUTION	282,000.00	282,000.00	0.00	278,978.00	3,022.00
07-11-00-570200	ADA COMPLIANCE PROJECTS	217,000.00	217,000.00	0.00	47,069.08	169,930.92
	SubAccount: 570 - OTHER EXPENSES Total:	499,000.00	499,000.00	0.00	326,047.08	172,952.92
	Expense Total:	649,000.00	649,000.00	11,304.06	416,944.61	232,055.39
	Center: 11 - ADMINISTRATION Surplus (Deficit):	20,196.00	20,196.00	276,682.42	244,865.42	-224,669.42
	Fund: 07 - SPECIAL RECREATION Surplus (Deficit):	20,196.00	20,196.00	276,682.42	244,865.42	
Fund: 08 - NATURAL HISTORY						
Center: 11 - ADMINISTRATION						
Revenue						
	SubAccount: 410 - TAXES					
08-11-00-410003	PROPERTY TAX	279,038.00	279,038.00	120,758.83	277,273.56	1,764.44
	SubAccount: 410 - TAXES Total:	279,038.00	279,038.00	120,758.83	277,273.56	1,764.44
	SubAccount: 430 - PROGRAM REVENUE					
08-11-00-430620	NATURE PROGRAMS	38,500.00	38,500.00	1,122.00	7,136.00	31,364.00
08-11-00-430636	PALMER HOUSE PROGRAMS	7,000.00	7,000.00	0.00	721.00	6,279.00
	SubAccount: 430 - PROGRAM REVENUE Total:	45,500.00	45,500.00	1,122.00	7,857.00	37,643.00
	SubAccount: 440 - OPERATIONS INCOME					
08-11-00-440014	INTEREST--MM/ILLINOIS FUNDS	85.00	85.00	0.00	342.88	-257.88
08-11-00-440019	INVESTMENT INTEREST - CD'S	800.00	800.00	0.00	40.68	759.32
08-11-00-440021	REIMBURSEMENT	0.00	0.00	0.00	76.00	-76.00
08-11-00-440029	DONATIONS/SPONSORSHIPS	3,200.00	3,200.00	0.00	323.50	2,876.50
08-11-00-440045	RENTAL OF FACILITY	500.00	500.00	0.00	0.00	500.00
	SubAccount: 440 - OPERATIONS INCOME Total:	4,585.00	4,585.00	0.00	783.06	3,801.94
	SubAccount: 490 - MERCHANDISE					
08-11-00-490690	GIFT SHOP	4,200.00	4,200.00	0.00	0.00	4,200.00
	SubAccount: 490 - MERCHANDISE Total:	4,200.00	4,200.00	0.00	0.00	4,200.00
	Revenue Total:	333,323.00	333,323.00	121,880.83	285,913.62	47,409.38
Expense						
	SubAccount: 501 - PROGRAM SALARIES & WAGES					
08-11-00-501620	NATURE PROGRAMS SALARIES & WAGES	20,250.00	20,250.00	1,336.92	5,864.19	14,385.81
08-11-00-501636	PALMER HOUSE PROGRAMS SALARIES & WA...	2,800.00	2,800.00	904.25	2,609.20	190.80
	SubAccount: 501 - PROGRAM SALARIES & WAGES Total:	23,050.00	23,050.00	2,241.17	8,473.39	14,576.61
	SubAccount: 502 - PROGRAM CONTRACTUAL SERVICES					
08-11-00-502636	PALMER HOUSE PROGRAMS CONTRACTUAL ...	700.00	700.00	0.00	0.00	700.00
	SubAccount: 502 - PROGRAM CONTRACTUAL SERVICES Total:	700.00	700.00	0.00	0.00	700.00
	SubAccount: 503 - PROGRAM COMMODITIES					
08-11-00-503620	NATURE PROGRAMS COMMODITIES	4,050.00	4,050.00	119.34	498.57	3,551.43
08-11-00-503636	PALMER HOUSE PROGRAMS COMMODITIES	2,040.00	2,040.00	193.83	496.41	1,543.59
	SubAccount: 503 - PROGRAM COMMODITIES Total:	6,090.00	6,090.00	313.17	994.98	5,095.02
	SubAccount: 510 - SALARIES & WAGES					
08-11-00-510046	MANAGER OF NATURAL RESOURCES	58,342.00	58,342.00	6,687.63	24,329.30	34,012.70
08-11-00-510048	PART-TIME STAFF	27,000.00	27,000.00	3,730.22	14,430.11	12,569.89
08-11-00-510053	NATURE CENTER FACILITY SUPERVISOR	43,173.00	43,173.00	4,930.85	17,997.37	25,175.63
08-11-00-510068	RECREATION SUPERVISOR	44,902.00	44,902.00	5,409.60	19,512.12	25,389.88
08-11-00-510072	PALMER HOUSE SUPERVISOR	21,840.00	21,840.00	1,552.50	7,432.51	14,407.49

All Funds Income Statement with Audit AJE

For Fiscal: 2022-2023 Period Ending: 09/30/2022

		Original Total Budget	Current Total Budget	MTD Activity	YTD Activity	Budget Remaining
08-11-00-510405	FICA/MEDICARE	17,648.00	17,648.00	1,878.23	5,755.98	11,892.02
	SubAccount: 510 - SALARIES & WAGES Total:	212,905.00	212,905.00	24,189.03	89,457.39	123,447.61
	SubAccount: 520 - CONTRACTUAL SERVICES					
08-11-00-520157	BUILDING/NATURE CENTER	60,000.00	60,000.00	0.00	0.00	60,000.00
08-11-00-520202	GIFT CERTIFICATES REDEEMED	25.00	25.00	0.00	0.00	25.00
08-11-00-520203	EMPLOYEE DISCOUNT	25.00	25.00	0.00	0.00	25.00
08-11-00-520206	ELECTRICITY	4,500.00	4,500.00	0.00	1,110.66	3,389.34
08-11-00-520207	HEAT	3,800.00	3,800.00	54.10	592.47	3,207.53
08-11-00-520208	WATER/SEWER	700.00	700.00	197.81	833.76	-133.76
08-11-00-520209	COMMUNICATION	4,000.00	4,000.00	237.12	1,019.01	2,980.99
08-11-00-520223	DUES	400.00	400.00	0.00	0.00	400.00
08-11-00-520225	EDUCATION/SEMINARS	1,000.00	1,000.00	0.00	0.00	1,000.00
08-11-00-520255	MISC BANK FEES	950.00	950.00	91.39	650.68	299.32
08-11-00-520574	POSTAGE	50.00	50.00	0.00	0.00	50.00
	SubAccount: 520 - CONTRACTUAL SERVICES Total:	75,450.00	75,450.00	580.42	4,206.58	71,243.42
	SubAccount: 530 - COMMODITES					
08-11-00-530107	LAND IMPROVEMENT MATERIALS	200.00	200.00	46.96	92.72	107.28
08-11-00-530352	NATURALIST'S SUPPLIES	2,620.00	2,620.00	102.97	1,084.55	1,535.45
08-11-00-530353	CUSTODIAL SUPPLIES	1,200.00	1,200.00	88.35	995.74	204.26
08-11-00-530364	EXHIBITS	4,066.00	4,066.00	0.00	309.91	3,756.09
08-11-00-530553	OFFICE SUPPLIES	900.00	900.00	0.00	139.12	760.88
08-11-00-530690	GIFT SHOP	800.00	800.00	0.00	0.00	800.00
08-11-00-530694	UNIFORMS	850.00	850.00	0.00	395.00	455.00
08-11-00-530700	ANIMAL CARE/SUPPLIES	1,800.00	1,800.00	89.64	887.42	912.58
08-11-00-530705	GREENHOUSE SUPPLIES	6,000.00	6,000.00	50.95	6,298.54	-298.54
08-11-00-530710	ENVIRONMENTAL COMMITTEE	2,000.00	2,000.00	0.00	2,339.96	-339.96
08-11-00-530735	SALES TAX	150.00	150.00	0.00	170.00	-20.00
	SubAccount: 530 - COMMODITES Total:	20,586.00	20,586.00	378.87	12,712.96	7,873.04
	SubAccount: 540 - INSURANCE					
08-11-00-540237	IMRF NON-PARTICIPATING	0.00	0.00	0.00	1,295.39	-1,295.39
08-11-00-540507	INSURANCE/HEALTH	72,600.00	72,600.00	2,892.24	24,601.44	47,998.56
	SubAccount: 540 - INSURANCE Total:	72,600.00	72,600.00	2,892.24	25,896.83	46,703.17
	SubAccount: 550 - UNCAPITALIZED IMPROVEMENTS					
08-11-00-550157	BUILDING/NATURE CENTER	0.00	0.00	0.00	9.04	-9.04
08-11-00-550562	GROUNDS/NATURE CENTER	0.00	0.00	0.00	29.79	-29.79
08-11-00-550601	MISCELLANEOUS SUPPLIES	750.00	750.00	39.80	49.79	700.21
08-11-00-550700	DONATION/PROJECTS	2,000.00	2,000.00	0.00	0.00	2,000.00
	SubAccount: 550 - UNCAPITALIZED IMPROVEMENTS Total:	2,750.00	2,750.00	39.80	88.62	2,661.38
	SubAccount: 570 - OTHER EXPENSES					
08-11-00-570030	EQUIPMENT PURCHASE	1,000.00	1,000.00	0.00	0.00	1,000.00
08-11-00-570677	TRAVELING EXPENSE	900.00	900.00	52.50	305.53	594.47
08-11-00-570960	CASH OVER/SHORT	25.00	25.00	0.00	0.00	25.00
	SubAccount: 570 - OTHER EXPENSES Total:	1,925.00	1,925.00	52.50	305.53	1,619.47
	Expense Total:	416,056.00	416,056.00	30,687.20	142,136.28	273,919.72
	Center: 11 - ADMINISTRATION Surplus (Deficit):	-82,733.00	-82,733.00	91,193.63	143,777.34	-226,510.34
	Fund: 08 - NATURAL HISTORY Surplus (Deficit):	-82,733.00	-82,733.00	91,193.63	143,777.34	
Fund: 11 - AQUATIC						
Center: 00 - GENERAL						
Expense						
	SubAccount: 520 - CONTRACTUAL SERVICES					
11-00-00-520202	GIFT CERTIFICATES REDEEMED	100.00	100.00	0.00	0.00	100.00
	SubAccount: 520 - CONTRACTUAL SERVICES Total:	100.00	100.00	0.00	0.00	100.00
	Expense Total:	100.00	100.00	0.00	0.00	100.00
	Center: 00 - GENERAL Total:	100.00	100.00	0.00	0.00	100.00

All Funds Income Statement with Audit AJE

For Fiscal: 2022-2023 Period Ending: 09/30/2022

		Original Total Budget	Current Total Budget	MTD Activity	YTD Activity	Budget Remaining
Center: 11 - ADMINISTRATION						
Revenue						
SubAccount: 420 - USER FEES						
11-11-00-420520	BOAT GATE KEYS	36,207.00	36,207.00	3,306.59	17,830.43	18,376.57
11-11-00-420521	FISHERMEN'S KEYS	1,000.00	1,000.00	72.00	366.75	633.25
11-11-00-420525	DRY STORAGE	2,500.00	2,500.00	546.81	2,650.72	-150.72
11-11-00-420540	N.R. ADULT BEACH PASSES	1,175.00	1,175.00	78.52	1,690.00	-515.00
11-11-00-420541	N.R. YOUTH BEACH PASSES	700.00	700.00	34.73	750.00	-50.00
11-11-00-420546	RESIDENT BEACH PASSES	6,200.00	6,200.00	265.94	5,583.58	616.42
	SubAccount: 420 - USER FEES Total:	47,782.00	47,782.00	4,304.59	28,871.48	18,910.52
SubAccount: 430 - PROGRAM REVENUE						
11-11-00-430152	BOATING SAFETY	324.00	324.00	0.00	0.00	324.00
11-11-00-430165	SAILING INSTRUCTION	4,500.00	4,500.00	98.00	4,360.50	139.50
11-11-00-430266	CARDBOARD BOAT REGATTA	3,000.00	3,000.00	0.00	8,400.00	-5,400.00
11-11-00-430337	KAYAK/CANOE LESSONS	700.00	700.00	0.00	0.00	700.00
11-11-00-430375	SWIMMING-LESSONS	28,320.00	28,320.00	-1,800.00	28,505.00	-185.00
	SubAccount: 430 - PROGRAM REVENUE Total:	36,844.00	36,844.00	-1,702.00	41,265.50	-4,421.50
SubAccount: 440 - OPERATIONS INCOME						
11-11-00-440021	REIMBURSEMENT	2,010.00	2,010.00	0.00	0.00	2,010.00
11-11-00-440545	REGISTER BANK REIMBURSEMENT	5,150.00	5,150.00	0.00	0.00	5,150.00
11-11-00-440602	UNIFORM REIMBURSEMENT	920.00	920.00	0.00	117.00	803.00
11-11-00-440730	GIFT CERTIFICATES	100.00	100.00	0.00	0.00	100.00
	SubAccount: 440 - OPERATIONS INCOME Total:	8,180.00	8,180.00	0.00	117.00	8,063.00
	Revenue Total:	92,806.00	92,806.00	2,602.59	70,253.98	22,552.02
Expense						
SubAccount: 501 - PROGRAM SALARIES & WAGES						
11-11-00-501165	BOATING-SAILING INSTRUCTION SALARIES &...	2,907.00	2,907.00	219.38	2,084.65	822.35
11-11-00-501266	CARDBOARD BOAT REGATTA SALARIES & WA...	3,000.00	3,000.00	0.00	3,912.31	-912.31
11-11-00-501337	KAYAK/CANOE LESSONS SALARIES & WAGES	330.00	330.00	0.00	0.00	330.00
11-11-00-501375	SWIMMING-INSTRUCTION SALARIES & WAGES	17,210.00	17,210.00	0.00	16,503.75	706.25
	SubAccount: 501 - PROGRAM SALARIES & WAGES Total:	23,447.00	23,447.00	219.38	22,500.71	946.29
SubAccount: 502 - PROGRAM CONTRACTUAL SERVICES						
11-11-00-502152	BOATING SAFETY CONTRACTUAL SVCS	560.00	560.00	0.00	0.00	560.00
11-11-00-502337	KAYAK/CANOE LESSONS CONTRACTUAL SVCS	100.00	100.00	0.00	0.00	100.00
11-11-00-502375	SWIMMING-INSTRUCTION CONTRACTUAL SV...	1,950.00	1,950.00	0.00	741.00	1,209.00
	SubAccount: 502 - PROGRAM CONTRACTUAL SERVICES Total:	2,610.00	2,610.00	0.00	741.00	1,869.00
SubAccount: 503 - PROGRAM COMMODITES						
11-11-00-503165	BOATING-SAILING INSTRUCTION COMMODITI...	600.00	600.00	0.00	0.00	600.00
11-11-00-503266	CARDBOARD BOAT REGATTA COMMODITIES	0.00	0.00	0.00	1,815.32	-1,815.32
11-11-00-503375	SWIMMING-INSTRUCTION COMMODITIES	1,450.00	1,450.00	0.00	1,014.46	435.54
	SubAccount: 503 - PROGRAM COMMODITES Total:	2,050.00	2,050.00	0.00	2,829.78	-779.78
SubAccount: 510 - SALARIES & WAGES						
11-11-00-510020	PARK SUPERVISOR	3,135.00	3,135.00	337.42	1,223.08	1,911.92
11-11-00-510028	GROUNDS SUPERVISOR	3,665.00	3,665.00	390.23	1,419.60	2,245.40
11-11-00-510035	MAINTENANCE STAFF	48,549.00	48,549.00	5,176.42	19,547.35	29,001.65
11-11-00-510056	MGR OF RECREATION SERVICES	8,500.00	8,500.00	0.00	0.00	8,500.00
11-11-00-510058	PART TIME MAINTENANCE	6,500.00	6,500.00	290.34	4,205.86	2,294.14
11-11-00-510374	INSERVICE TRAINING	7,500.00	7,500.00	0.00	6,428.75	1,071.25
	SubAccount: 510 - SALARIES & WAGES Total:	77,849.00	77,849.00	6,194.41	32,824.64	45,024.36
SubAccount: 520 - CONTRACTUAL SERVICES						
11-11-00-520645	SPECIAL EVENTS	200.00	200.00	0.00	0.00	200.00
	SubAccount: 520 - CONTRACTUAL SERVICES Total:	200.00	200.00	0.00	0.00	200.00
SubAccount: 530 - COMMODITES						
11-11-00-530200	FIRST AID SUPPLIES	2,500.00	2,500.00	0.00	1,510.70	989.30
11-11-00-530220	OFFICE SUPPLIES	4,500.00	4,500.00	-80.44	2,230.65	2,269.35
11-11-00-530230	BOAT GATE KEYS	600.00	600.00	0.00	462.75	137.25

All Funds Income Statement with Audit AJE

For Fiscal: 2022-2023 Period Ending: 09/30/2022

		Original Total Budget	Current Total Budget	MTD Activity	YTD Activity	Budget Remaining
11-11-00-530235	FISHING KEYS	635.00	635.00	0.00	0.00	635.00
11-11-00-530245	SIGN MATERIALS	2,000.00	2,000.00	0.00	1,049.59	950.41
11-11-00-530246	BOAT REPAIRS	1,000.00	1,000.00	0.00	0.00	1,000.00
11-11-00-530270	RESCUE EQUIPMENT	40,040.00	40,040.00	0.00	33,594.08	6,445.92
11-11-00-530374	INSERVICE TRAINING	4,160.00	4,160.00	0.00	3,360.00	800.00
11-11-00-530525	DRY STORAGE	100.00	100.00	0.00	0.00	100.00
11-11-00-530545	REGISTER BANK	5,150.00	5,150.00	0.00	0.00	5,150.00
11-11-00-530602	UNIFORMS	5,920.00	5,920.00	1,604.79	4,820.67	1,099.33
11-11-00-530645	SPECIAL EVENTS	250.00	250.00	0.00	40.17	209.83
	SubAccount: 530 - COMMODITES Total:	66,855.00	66,855.00	1,524.35	47,068.61	19,786.39
	SubAccount: 560 - MAINTENANCE & REPAIRS					
11-11-00-560672	MAINTENANCE/REPAIR	1,000.00	1,000.00	0.00	0.00	1,000.00
	SubAccount: 560 - MAINTENANCE & REPAIRS Total:	1,000.00	1,000.00	0.00	0.00	1,000.00
	SubAccount: 570 - OTHER EXPENSES					
11-11-00-570010	BOATS	15,600.00	15,600.00	0.00	877.20	14,722.80
11-11-00-570021	BEACH EQUIPMENT	6,275.00	6,275.00	18.93	438.87	5,836.13
	SubAccount: 570 - OTHER EXPENSES Total:	21,875.00	21,875.00	18.93	1,316.07	20,558.93
	Expense Total:	195,886.00	195,886.00	7,957.07	107,280.81	88,605.19
	Center: 11 - ADMINISTRATION Surplus (Deficit):	-103,080.00	-103,080.00	-5,354.48	-37,026.83	-66,053.17
	Center: 21 - MAIN BEACH					
	Revenue					
	SubAccount: 420 - USER FEES					
11-21-00-420498	RESIDENT DAILY ADMISSION	12,500.00	12,500.00	110.00	9,425.00	3,075.00
11-21-00-420500	NON RES DAILY ADMISSION/YOUTH	27,000.00	27,000.00	405.00	28,087.50	-1,087.50
11-21-00-420501	NON RES DAILY ADMISSION/ADULT	57,600.00	57,600.00	1,032.00	68,470.00	-10,870.00
11-21-00-420505	RESIDENT ADDITIONAL GUESTS	3,560.00	3,560.00	0.00	3,344.00	216.00
11-21-00-420507	GROUP RENTAL	7,000.00	7,000.00	0.00	5,091.00	1,909.00
11-21-00-420509	DRAGON BOAT RENTAL	6,000.00	6,000.00	0.00	0.00	6,000.00
11-21-00-420510	CANOE RENTAL	900.00	900.00	0.00	442.00	458.00
11-21-00-420511	ROWBOAT RENTAL	550.00	550.00	39.00	529.00	21.00
11-21-00-420512	SAILBOAT RENTAL	540.00	540.00	76.00	2,238.00	-1,698.00
11-21-00-420514	PADDLE BOAT RENTAL	6,000.00	6,000.00	203.00	7,131.00	-1,131.00
11-21-00-420515	KAYAK RENTAL	7,000.00	7,000.00	188.00	5,589.00	1,411.00
11-21-00-420516	PADDLE BOARD RENTAL	8,004.00	8,004.00	108.00	5,550.00	2,454.00
11-21-00-420530	FIREWORKS ADMISSIONS	20,000.00	20,000.00	0.00	21,650.00	-1,650.00
	SubAccount: 420 - USER FEES Total:	156,654.00	156,654.00	2,161.00	157,546.50	-892.50
	Revenue Total:	156,654.00	156,654.00	2,161.00	157,546.50	-892.50
	Expense					
	SubAccount: 510 - SALARIES & WAGES					
11-21-00-510019	BEACH MANAGER	33,000.00	33,000.00	1,731.76	36,125.96	-3,125.96
11-21-00-510021	LIFEGUARDS	71,500.00	71,500.00	4,341.22	82,945.57	-11,445.57
11-21-00-510022	HEAD GUARD	6,200.00	6,200.00	860.28	9,693.92	-3,493.92
11-21-00-510023	LOT/GATE/BOAT RENTAL STAFF	61,100.00	61,100.00	4,024.02	58,827.52	2,272.48
11-21-00-510032	BEACH DIRECTOR	14,700.00	14,700.00	451.50	8,856.75	5,843.25
	SubAccount: 510 - SALARIES & WAGES Total:	186,500.00	186,500.00	11,408.78	196,449.72	-9,949.72
	SubAccount: 520 - CONTRACTUAL SERVICES					
11-21-00-520204	WATER TESTING	650.00	650.00	0.00	1,300.00	-650.00
11-21-00-520211	COUPONS MB	100.00	100.00	0.00	0.00	100.00
11-21-00-520255	MISCELLANEOUS BANK CHARGES	3,000.00	3,000.00	282.74	2,237.77	762.23
	SubAccount: 520 - CONTRACTUAL SERVICES Total:	3,750.00	3,750.00	282.74	3,537.77	212.23
	SubAccount: 530 - COMMODITES					
11-21-00-530210	BEACH ACCESSORIES	1,000.00	1,000.00	0.00	0.00	1,000.00
11-21-00-530315	SAND	600.00	600.00	0.00	0.00	600.00
11-21-00-530515	MISCELLANEOUS	300.00	300.00	0.00	0.00	300.00
	SubAccount: 530 - COMMODITES Total:	1,900.00	1,900.00	0.00	0.00	1,900.00

All Funds Income Statement with Audit AJE

For Fiscal: 2022-2023 Period Ending: 09/30/2022

		Original Total Budget	Current Total Budget	MTD Activity	YTD Activity	Budget Remaining
SubAccount: 570 - OTHER EXPENSES						
11-21-00-570530	FIREWORKS	6,000.00	6,000.00	0.00	2,576.84	3,423.16
11-21-00-570960	CASH OVER/SHORT	500.00	500.00	14.00	-417.79	917.79
	SubAccount: 570 - OTHER EXPENSES Total:	6,500.00	6,500.00	14.00	2,159.05	4,340.95
	Expense Total:	198,650.00	198,650.00	11,705.52	202,146.54	-3,496.54
	Center: 21 - MAIN BEACH Surplus (Deficit):	-41,996.00	-41,996.00	-9,544.52	-44,600.04	2,604.04
Center: 22 - WEST BEACH						
Revenue						
SubAccount: 420 - USER FEES						
11-22-00-420498	RESIDENT DAILY ADMISSION	1,500.00	1,500.00	0.00	1,969.00	-469.00
11-22-00-420500	NON RES DAILY ADMISSION/YOUTH	720.00	720.00	0.00	1,255.50	-535.50
11-22-00-420501	NON RES DAILY ADMISSION/ADULT	2,100.00	2,100.00	0.00	2,824.00	-724.00
11-22-00-420505	RESIDENT ADDITIONAL GUESTS	500.00	500.00	0.00	552.00	-52.00
11-22-00-420507	GROUP RENTAL	50.00	50.00	0.00	55.00	-5.00
	SubAccount: 420 - USER FEES Total:	4,870.00	4,870.00	0.00	6,655.50	-1,785.50
	Revenue Total:	4,870.00	4,870.00	0.00	6,655.50	-1,785.50
Expense						
SubAccount: 510 - SALARIES & WAGES						
11-22-00-510019	BEACH MANAGER	10,247.00	10,247.00	0.00	7,577.02	2,669.98
11-22-00-510021	LIFEGUARDS	15,000.00	15,000.00	0.00	19,000.98	-4,000.98
	SubAccount: 510 - SALARIES & WAGES Total:	25,247.00	25,247.00	0.00	26,578.00	-1,331.00
SubAccount: 520 - CONTRACTUAL SERVICES						
11-22-00-520204	WATER TESTING	650.00	650.00	0.00	0.00	650.00
11-22-00-520255	MISC BANK CHARGES	500.00	500.00	46.28	414.10	85.90
	SubAccount: 520 - CONTRACTUAL SERVICES Total:	1,150.00	1,150.00	46.28	414.10	735.90
SubAccount: 530 - COMMODITIES						
11-22-00-530210	BEACH ACCESSORIES	1,000.00	1,000.00	0.00	0.00	1,000.00
11-22-00-530315	SAND	600.00	600.00	0.00	0.00	600.00
	SubAccount: 530 - COMMODITIES Total:	1,600.00	1,600.00	0.00	0.00	1,600.00
SubAccount: 570 - OTHER EXPENSES						
11-22-00-570960	CASH OVER/SHORT	50.00	50.00	0.00	-4.32	54.32
	SubAccount: 570 - OTHER EXPENSES Total:	50.00	50.00	0.00	-4.32	54.32
	Expense Total:	28,047.00	28,047.00	46.28	26,987.78	1,059.22
	Center: 22 - WEST BEACH Surplus (Deficit):	-23,177.00	-23,177.00	-46.28	-20,332.28	-2,844.72
	Fund: 11 - AQUATIC Surplus (Deficit):	-168,353.00	-168,353.00	-14,945.28	-101,959.15	
Fund: 12 - FOOD SERVICE						
Center: 11 - ADMINISTRATION						
Revenue						
SubAccount: 440 - OPERATIONS INCOME						
12-11-01-440544	VENDING COMMISSION	3,100.00	3,100.00	0.00	1,447.16	1,652.84
12-11-01-440545	REGISTER BANK REIMBURSEMENT	600.00	600.00	0.00	0.00	600.00
12-11-04-440543	REGISTER BANK REIMBURSEMENT	600.00	600.00	0.00	0.00	600.00
12-11-04-440544	VENDING COMMISSION	1,850.00	1,850.00	0.00	1,548.00	302.00
	SubAccount: 440 - OPERATIONS INCOME Total:	6,150.00	6,150.00	0.00	2,995.16	3,154.84
SubAccount: 490 - MERCHANDISE						
12-11-01-490003	RESALE-FOOD	23,100.00	23,100.00	268.00	29,121.50	-6,021.50
12-11-01-490005	RESALE-CANDY	2,000.00	2,000.00	2.00	2,984.00	-984.00
12-11-01-490010	RESALE-ICE CREAM	25,500.00	25,500.00	289.00	29,382.00	-3,882.00
12-11-01-490015	RESALE-POP	7,500.00	7,500.00	59.00	7,015.50	484.50
12-11-01-490016	RESALE-BEER	8,000.00	8,000.00	0.00	3,981.00	4,019.00
12-11-04-490003	RESALE-FOOD	26,500.00	26,500.00	3,677.50	35,048.00	-8,548.00
12-11-04-490005	RESALE-CANDY	3,500.00	3,500.00	644.00	5,626.00	-2,126.00
12-11-04-490010	RESALE-ICE CREAM	300.00	300.00	4.00	4.00	296.00
12-11-04-490015	RESALE-POP	14,100.00	14,100.00	2,047.00	16,840.00	-2,740.00

All Funds Income Statement with Audit AJE

For Fiscal: 2022-2023 Period Ending: 09/30/2022

		Original Total Budget	Current Total Budget	MTD Activity	YTD Activity	Budget Remaining
12-11-04-490016	RESALE-BEER	17,200.00	17,200.00	1,313.00	10,210.00	6,990.00
	SubAccount: 490 - MERCHANDISE Total:	127,700.00	127,700.00	8,303.50	140,212.00	-12,512.00
	Revenue Total:	133,850.00	133,850.00	8,303.50	143,207.16	-9,357.16
Expense						
	SubAccount: 510 - SALARIES & WAGES					
12-11-01-510045	CONCESSIONS COORDINATOR	960.00	960.00	0.00	892.00	68.00
12-11-01-510047	CONCESSIONS STAFF	24,360.00	24,360.00	1,603.81	26,182.11	-1,822.11
12-11-04-510045	CONCESSIONS COORDINATOR	640.00	640.00	0.00	278.00	362.00
12-11-04-510047	CONCESSIONS STAFF	12,196.00	12,196.00	1,741.20	16,290.24	-4,094.24
12-11-04-510051	BEER SALES	4,399.00	4,399.00	241.50	2,025.02	2,373.98
	SubAccount: 510 - SALARIES & WAGES Total:	42,555.00	42,555.00	3,586.51	45,667.37	-3,112.37
	SubAccount: 520 - CONTRACTUAL SERVICES					
12-11-01-520211	COUPONS	0.00	0.00	0.00	13.00	-13.00
12-11-01-520238	LICENSES	500.00	500.00	0.00	0.00	500.00
12-11-01-520255	MISCELLANEOUS BANK CHARGES	1,050.00	1,050.00	167.12	1,011.46	38.54
12-11-04-520238	LICENSES	750.00	750.00	0.00	0.00	750.00
12-11-04-520255	MISCELLANEOUS BANK CHARGES	1,400.00	1,400.00	51.70	1,218.82	181.18
	SubAccount: 520 - CONTRACTUAL SERVICES Total:	3,700.00	3,700.00	218.82	2,243.28	1,456.72
	SubAccount: 530 - COMMODITES					
12-11-01-530003	PRODUCT-FOOD	7,750.00	7,750.00	0.00	13,049.90	-5,299.90
12-11-01-530005	PRODUCT-CANDY	1,125.00	1,125.00	0.00	1,866.12	-741.12
12-11-01-530010	PRODUCT-ICE CREAM	12,250.00	12,250.00	100.81	14,452.70	-2,202.70
12-11-01-530015	PRODUCT-POP	3,900.00	3,900.00	0.00	4,791.55	-891.55
12-11-01-530016	PRODUCT - BEER & ALCOHOL	2,000.00	2,000.00	0.00	0.00	2,000.00
12-11-01-530020	MISC. CONCESSION PRODUCT	600.00	600.00	0.00	0.00	600.00
12-11-01-530025	PAPER PRODUCTS	775.00	775.00	0.00	2,032.64	-1,257.64
12-11-01-530545	REGISTER BANK	600.00	600.00	0.00	0.00	600.00
12-11-01-530735	SALES TAX	3,300.00	3,300.00	707.00	5,077.00	-1,777.00
12-11-01-530741	MISCELLANEOUS SUPPLIES	600.00	600.00	181.97	221.93	378.07
12-11-04-530003	PRODUCT-FOOD	8,000.00	8,000.00	276.02	10,899.93	-2,899.93
12-11-04-530005	PRODUCT-CANDY	1,000.00	1,000.00	216.08	2,637.27	-1,637.27
12-11-04-530010	PRODUCT-ICE CREAM	50.00	50.00	0.00	0.00	50.00
12-11-04-530015	PRODUCT-POP	5,300.00	5,300.00	0.00	8,594.26	-3,294.26
12-11-04-530016	PRODUCT - BEER & ALCOHOL	11,600.00	11,600.00	2,717.20	8,643.40	2,956.60
12-11-04-530020	MISC. CONCESSION PRODUCT	450.00	450.00	93.52	692.87	-242.87
12-11-04-530025	PAPER PRODUCTS	325.00	325.00	0.00	829.04	-504.04
12-11-04-530545	REGISTER BANK	600.00	600.00	0.00	0.00	600.00
12-11-04-530735	SALES TAX	4,100.00	4,100.00	289.00	5,185.00	-1,085.00
12-11-04-530741	MISCELLANEOUS SUPPLIES	750.00	750.00	0.00	41.85	708.15
12-11-04-530742	CONCESSION EQUIPMENT	1,100.00	1,100.00	0.00	0.00	1,100.00
	SubAccount: 530 - COMMODITES Total:	66,175.00	66,175.00	4,581.60	79,015.46	-12,840.46
	SubAccount: 570 - OTHER EXPENSES					
12-11-01-570030	EQUIPMENT PURCHASE	0.00	0.00	0.00	1,895.91	-1,895.91
12-11-01-570960	CASH OVER/SHORT	25.00	25.00	0.00	-261.28	286.28
12-11-04-570030	EQUIPMENT PURCHASE	1,100.00	1,100.00	0.00	0.00	1,100.00
12-11-04-570960	CASH OVER/SHORT	25.00	25.00	-1.50	-131.85	156.85
	SubAccount: 570 - OTHER EXPENSES Total:	1,150.00	1,150.00	-1.50	1,502.78	-352.78
	Expense Total:	113,580.00	113,580.00	8,385.43	128,428.89	-14,848.89
	Center: 11 - ADMINISTRATION Surplus (Deficit):	20,270.00	20,270.00	-81.93	14,778.27	5,491.73
	Fund: 12 - FOOD SERVICE Surplus (Deficit):	20,270.00	20,270.00	-81.93	14,778.27	

Fund: 15 - CAPITAL EQUIPMENT REPLACEMENT FUND

Center: 11 - ADMINISTRATION

Revenue

SubAccount: 440 - OPERATIONS INCOME

15-11-00-440019	INVESTMENT INTEREST - CD'S	300.00	300.00	0.00	0.00	300.00
---------------------------------	----------------------------	--------	--------	------	------	--------

All Funds Income Statement with Audit AJE

For Fiscal: 2022-2023 Period Ending: 09/30/2022

		Original Total Budget	Current Total Budget	MTD Activity	YTD Activity	Budget Remaining
15-11-00-440020	INVESTMENT INTEREST-MONEY MARKET	0.00	0.00	0.00	635.18	-635.18
	SubAccount: 440 - OPERATIONS INCOME Total:	300.00	300.00	0.00	635.18	-335.18
	Revenue Total:	300.00	300.00	0.00	635.18	-335.18
	Center: 11 - ADMINISTRATION Total:	300.00	300.00	0.00	635.18	-335.18
	Fund: 15 - CAPITAL EQUIPMENT REPLACEMENT FUND Total:	300.00	300.00	0.00	635.18	

Fund: 16 - CAPITAL PROJECTS

Center: 11 - ADMINISTRATION

Revenue

SubAccount: 440 - OPERATIONS INCOME

16-11-00-440017	GRANTS	363,000.00	363,000.00	0.00	0.00	363,000.00
16-11-00-440019	INVESTMENT INTEREST - CD'S	2,000.00	2,000.00	0.00	37.05	1,962.95
16-11-00-440020	INVESTMENT INTEREST-MONEY MARKET	1,500.00	1,500.00	0.00	5,490.33	-3,990.33
16-11-00-440078	BOND PROCEEDS	1,000,000.00	1,000,000.00	0.00	0.00	1,000,000.00
16-11-00-440083	OPERATING TRANSFER IN	1,000,000.00	1,000,000.00	0.00	0.00	1,000,000.00
	SubAccount: 440 - OPERATIONS INCOME Total:	2,366,500.00	2,366,500.00	0.00	5,527.38	2,360,972.62
	Revenue Total:	2,366,500.00	2,366,500.00	0.00	5,527.38	2,360,972.62

Expense

SubAccount: 520 - CONTRACTUAL SERVICES

16-11-00-520212	PROFESSIONAL SERVICES	250,000.00	250,000.00	4,483.54	18,205.62	231,794.38
16-11-00-520218	BOND ISSUE FEES	15,350.00	15,350.00	0.00	0.00	15,350.00
	SubAccount: 520 - CONTRACTUAL SERVICES Total:	265,350.00	265,350.00	4,483.54	18,205.62	247,144.38

SubAccount: 570 - OTHER EXPENSES

16-11-00-570022	PLAYGROUNDS	832,000.00	832,000.00	0.00	227,342.34	604,657.66
16-11-00-570023	LIPPOLD PARK	0.00	0.00	0.00	13,147.05	-13,147.05
16-11-00-570031	MISC. CAPITAL PROJECTS	1,726,500.00	1,726,500.00	8,650.00	183,689.10	1,542,810.90
16-11-00-570038	VETERAN ACRES	365,000.00	365,000.00	0.00	95,763.21	269,236.79
16-11-00-570050	MAIN BEACH	640,900.00	640,900.00	0.00	0.00	640,900.00
16-11-00-570090	MACHINERY & EQUIPMENT	140,000.00	140,000.00	0.00	0.00	140,000.00
16-11-00-570091	VEHICLES	160,000.00	160,000.00	0.00	0.00	160,000.00
	SubAccount: 570 - OTHER EXPENSES Total:	3,864,400.00	3,864,400.00	8,650.00	519,941.70	3,344,458.30
	Expense Total:	4,129,750.00	4,129,750.00	13,133.54	538,147.32	3,591,602.68

Center: 11 - ADMINISTRATION Surplus (Deficit): -1,763,250.00 -1,763,250.00 -13,133.54 -532,619.94 -1,230,630.06

Fund: 16 - CAPITAL PROJECTS Surplus (Deficit): -1,763,250.00 -1,763,250.00 -13,133.54 -532,619.94

Fund: 19 - DRIVING RANGE

Center: 11 - ADMINISTRATION

Revenue

SubAccount: 440 - OPERATIONS INCOME

19-11-00-440014	INTEREST	90.00	90.00	0.00	332.03	-242.03
19-11-00-440545	REGISTER BANK REIMBURSEMENT	630.00	630.00	0.00	0.00	630.00
19-11-00-440710	DRIVING RANGE	40,049.00	40,049.00	2,189.00	31,813.00	8,236.00
19-11-00-440712	GROUP LESSONS--SPRING	0.00	0.00	0.00	398.00	-398.00
19-11-00-440713	GROUP LESSONS--SUMMER	8,600.00	8,600.00	0.00	307.00	8,293.00
19-11-00-440725	MEMBERSHIPS	4,025.00	4,025.00	367.70	2,072.71	1,952.29
19-11-00-440750	MINI GOLF SALES	103,744.00	103,744.00	8,505.00	119,826.50	-16,082.50
19-11-00-440755	MINI GOLF PARTIES	2,320.00	2,320.00	746.41	1,699.26	620.74
19-11-00-440762	REPLAYS	650.00	650.00	48.00	1,264.00	-614.00
	SubAccount: 440 - OPERATIONS INCOME Total:	160,108.00	160,108.00	11,856.11	157,712.50	2,395.50

SubAccount: 490 - MERCHANDISE

19-11-00-490001	RESALE--CONCESSIONS	6,200.00	6,200.00	817.09	6,810.74	-610.74
19-11-00-490589	SALES TAX	60.00	60.00	1.07	9.37	50.63
19-11-00-490761	MERCHANDISE SALES	100.00	100.00	13.92	121.74	-21.74
	SubAccount: 490 - MERCHANDISE Total:	6,360.00	6,360.00	832.08	6,941.85	-581.85
	Revenue Total:	166,468.00	166,468.00	12,688.19	164,654.35	1,813.65

All Funds Income Statement with Audit AJE

For Fiscal: 2022-2023 Period Ending: 09/30/2022

		Original Total Budget	Current Total Budget	MTD Activity	YTD Activity	Budget Remaining
Expense						
SubAccount: 510 - SALARIES & WAGES						
19-11-00-510011	MANAGER	310.00	310.00	0.00	0.00	310.00
19-11-00-510012	ASSISTANT MANAGER	23,832.50	23,832.50	2,404.38	20,393.78	3,438.72
19-11-00-510014	PROFESSIONAL LESSONS	6,880.00	6,880.00	0.00	0.00	6,880.00
19-11-00-510035	MAINTENANCE STAFF	4,599.00	4,599.00	0.00	2,768.38	1,830.62
19-11-00-510061	RANGE ATTENDANT	12,078.50	12,078.50	1,022.30	11,132.56	945.94
SubAccount: 510 - SALARIES & WAGES Total:		47,700.00	47,700.00	3,426.68	34,294.72	13,405.28
SubAccount: 520 - CONTRACTUAL SERVICES						
19-11-00-520200	SENIOR DISCOUNT	25.00	25.00	0.00	0.00	25.00
19-11-00-520205	GARBAGE DISPOSAL	1,500.00	1,500.00	133.22	531.08	968.92
19-11-00-520206	ELECTRICITY	12,500.00	12,500.00	0.00	3,057.86	9,442.14
19-11-00-520208	WATER/SEWER	300.00	300.00	30.58	122.32	177.68
19-11-00-520209	COMMUNICATION	850.00	850.00	216.15	370.13	479.87
19-11-00-520211	COUPONS	0.00	0.00	5.00	10.00	-10.00
19-11-00-520217	SECURITY SYSTEM	950.00	950.00	0.00	680.32	269.68
19-11-00-520250	MISCELLANEOUS	425.00	425.00	0.00	100.00	325.00
19-11-00-520255	MISCELLANEOUS BANK CHARGES	4,500.00	4,500.00	94.25	2,542.25	1,957.75
19-11-00-520383	LIGHTING	250.00	250.00	0.00	0.00	250.00
SubAccount: 520 - CONTRACTUAL SERVICES Total:		21,300.00	21,300.00	479.20	7,413.96	13,886.04
SubAccount: 530 - COMMODITES						
19-11-00-530020	MISC. CONCESSION PRODUCT	2,775.00	2,775.00	46.46	3,041.98	-266.98
19-11-00-530107	LAND IMPROVEMENT MATERIALS	3,000.00	3,000.00	0.00	189.67	2,810.33
19-11-00-530250	MISCELLANEOUS	0.00	0.00	0.00	240.63	-240.63
19-11-00-530353	CUSTODIAL SUPPLIES	50.00	50.00	0.00	0.00	50.00
19-11-00-530395	PRINTING	100.00	100.00	0.00	45.89	54.11
19-11-00-530401	GOLF BALLS	4,000.00	4,000.00	625.02	4,422.45	-422.45
19-11-00-530402	MINI-GOLF	1,805.00	1,805.00	77.96	551.63	1,253.37
19-11-00-530545	REGISTER BANK	630.00	630.00	0.00	0.00	630.00
19-11-00-530694	UNIFORMS	1,000.00	1,000.00	135.88	135.88	864.12
19-11-00-530735	SALES TAX	400.00	400.00	80.00	439.00	-39.00
SubAccount: 530 - COMMODITES Total:		13,760.00	13,760.00	965.32	9,067.13	4,692.87
SubAccount: 550 - UNCAPITALIZED IMPROVEMENTS						
19-11-00-550005	BUILDING REPAIR-CONTRACTUAL	79,000.00	79,000.00	0.00	2,990.39	76,009.61
19-11-00-550010	FACILITY REPAIR--MINI-GOLF	71,161.00	71,161.00	0.00	72,197.67	-1,036.67
19-11-00-550570	GROUNDS	1,000.00	1,000.00	0.00	0.00	1,000.00
SubAccount: 550 - UNCAPITALIZED IMPROVEMENTS Total:		151,161.00	151,161.00	0.00	75,188.06	75,972.94
SubAccount: 560 - MAINTENANCE & REPAIRS						
19-11-00-560151	BUILDING REPAIR	1,000.00	1,000.00	19.55	397.51	602.49
19-11-00-560562	GROUNDS MAINTENANCE	2,500.00	2,500.00	560.00	560.00	1,940.00
19-11-00-560673	EQUIPMENT REPAIR	750.00	750.00	0.00	25.16	724.84
19-11-00-560675	EQUIPMENT REPAIR--MINI-GOLF	500.00	500.00	36.00	148.87	351.13
19-11-00-560676	FACILITY REPAIR--MINI-GOLF	1,000.00	1,000.00	225.69	280.69	719.31
SubAccount: 560 - MAINTENANCE & REPAIRS Total:		5,750.00	5,750.00	841.24	1,412.23	4,337.77
SubAccount: 570 - OTHER EXPENSES						
19-11-00-570028	FURNITURE/FIXTURES	4,000.00	4,000.00	0.00	1,980.00	2,020.00
19-11-00-570030	EQUIPMENT PURCHASE	2,000.00	2,000.00	0.00	1,375.61	624.39
19-11-00-570120	FACILITY IMPROVEMENT	3,100.00	3,100.00	1,673.22	1,673.22	1,426.78
19-11-00-570960	CASH OVER/SHORT	50.00	50.00	-5.51	89.20	-39.20
SubAccount: 570 - OTHER EXPENSES Total:		9,150.00	9,150.00	1,667.71	5,118.03	4,031.97
Expense Total:		248,821.00	248,821.00	7,380.15	132,494.13	116,326.87
Center: 11 - ADMINISTRATION Surplus (Deficit):		-82,353.00	-82,353.00	5,308.04	32,160.22	-114,513.22
Fund: 19 - DRIVING RANGE Surplus (Deficit):		-82,353.00	-82,353.00	5,308.04	32,160.22	

All Funds Income Statement with Audit AJE

For Fiscal: 2022-2023 Period Ending: 09/30/2022

		Original Total Budget	Current Total Budget	MTD Activity	YTD Activity	Budget Remaining
Fund: 20 - RACKET CLUB						
Center: 11 - ADMINISTRATION						
Revenue						
SubAccount: 430 - PROGRAM REVENUE						
20-11-00-430385	SUMMER TENNIS	30,800.00	30,800.00	0.00	33,489.27	-2,689.27
20-11-00-430386	MCHENRY COUNTY CLASSIC	0.00	0.00	0.00	-7.53	7.53
SubAccount: 430 - PROGRAM REVENUE Total:		30,800.00	30,800.00	0.00	33,481.74	-2,681.74
SubAccount: 440 - OPERATIONS INCOME						
20-11-00-440019	INVESTMENT INTEREST - CD'S	100.00	100.00	0.00	15.12	84.88
20-11-00-440020	INVESTMENT INTEREST-MONEY MARKET	50.00	50.00	0.00	239.39	-189.39
20-11-00-440421	ADVERTISING	1,625.00	1,625.00	80.13	408.66	1,216.34
20-11-00-440536	NO SHOW FEES	250.00	250.00	80.00	638.00	-388.00
20-11-00-440550	INITIATION FEE	7,500.00	7,500.00	1,238.00	4,788.00	2,712.00
20-11-00-440551	MEMBERSHIP DUES	226,500.00	226,500.00	17,790.50	90,093.50	136,406.50
20-11-00-440552	OUTDOOR COURT FEES	640.00	640.00	104.00	418.00	222.00
20-11-00-440553	PERMANENT COURT TIME	130,032.00	130,032.00	22,571.05	48,323.22	81,708.78
20-11-00-440554	OPEN COURT TIME	91,950.00	91,950.00	3,401.78	19,128.15	72,821.85
20-11-00-440556	GUEST FEES	6,500.00	6,500.00	440.00	1,760.00	4,740.00
20-11-00-440558	TOURNAMENTS	10,780.00	10,780.00	6,630.22	8,221.22	2,558.78
20-11-00-440559	PRACTICE LANE	4,860.00	4,860.00	312.75	1,367.75	3,492.25
20-11-00-440564	TRAVEL TEAM MATCH	15,680.00	15,680.00	1,300.00	3,300.00	12,380.00
20-11-00-440566	ADULT EVENTS/ACTIVITIES	7,800.00	7,800.00	513.00	1,751.00	6,049.00
20-11-00-440567	PARTIES	600.00	600.00	0.00	80.00	520.00
20-11-00-440569	ADULT IN-CLUB LEAGUE	5,600.00	5,600.00	0.00	990.00	4,610.00
20-11-00-440570	TRAVEL TEAM PRACTICE	21,600.00	21,600.00	3,285.89	6,860.78	14,739.22
20-11-00-440571	PLAYROOM	300.00	300.00	0.00	0.00	300.00
20-11-00-440572	PRIVATE LESSONS	190,880.00	190,880.00	12,651.80	64,586.10	126,293.90
20-11-00-440573	GROUP LESSONS	365,925.00	365,925.00	27,824.37	147,651.87	218,273.13
20-11-00-440574	JUNIOR EVENTS/ACTIVITIES	2,700.00	2,700.00	0.00	0.00	2,700.00
20-11-00-440578	JUNIOR IN-CLUB LEAGUES	9,500.00	9,500.00	465.22	2,537.56	6,962.44
20-11-00-440579	FINANCE CHARGES	0.00	0.00	-50.00	175.00	-175.00
20-11-30-440051	RENTAL OF FACILITIES-PICKLEBALL COURT	19,985.00	19,985.00	500.05	1,588.44	18,396.56
20-11-30-440572	PRIVATE LESSONS-PICKLEBALL	800.00	800.00	0.00	0.00	800.00
20-11-30-440573	GROUP LESSONS-PICKLEBALL	4,110.00	4,110.00	937.43	5,939.43	-1,829.43
SubAccount: 440 - OPERATIONS INCOME Total:		1,126,267.00	1,126,267.00	100,076.19	410,861.19	715,405.81
SubAccount: 480 - PRO SHOP						
20-11-00-480580	RACKETS	9,625.00	9,625.00	792.00	5,937.10	3,687.90
20-11-00-480581	RACKET STRINGING	17,950.00	17,950.00	1,515.26	7,553.62	10,396.38
20-11-00-480582	GRIPS/OVERWRAPS	3,050.00	3,050.00	280.37	1,082.61	1,967.39
20-11-00-480583	LADIES CLOTHING	5,200.00	5,200.00	523.76	2,409.04	2,790.96
20-11-00-480584	MEN'S CLOTHING	750.00	750.00	19.95	310.88	439.12
20-11-00-480585	CHILDREN'S CLOTHING	150.00	150.00	0.00	0.00	150.00
20-11-00-480586	SHOES	9,375.00	9,375.00	992.80	4,634.84	4,740.16
20-11-00-480589	SALES TAX	3,125.00	3,125.00	299.58	1,834.89	1,290.11
20-11-00-480591	TENNIS BALLS	9,316.00	9,316.00	970.66	7,790.10	1,525.90
20-11-00-480592	TENNIS BAGS	750.00	750.00	67.95	153.90	596.10
20-11-00-480593	MISC. CLOTHES	500.00	500.00	39.75	144.19	355.81
20-11-00-480594	ACCESSORIES	1,050.00	1,050.00	100.03	373.48	676.52
20-11-00-480596	DEMO RACKET RENTAL	375.00	375.00	21.00	75.00	300.00
SubAccount: 480 - PRO SHOP Total:		61,216.00	61,216.00	5,623.11	32,299.65	28,916.35
SubAccount: 490 - MERCHANDISE						
20-11-00-490016	RESALE-BEER	10,000.00	10,000.00	0.00	0.00	10,000.00
20-11-00-490604	VENDING - POP	0.00	0.00	139.13	693.43	-693.43
SubAccount: 490 - MERCHANDISE Total:		10,000.00	10,000.00	139.13	693.43	9,306.57
Revenue Total:		1,228,283.00	1,228,283.00	105,838.43	477,336.01	750,946.99

All Funds Income Statement with Audit AJE

For Fiscal: 2022-2023 Period Ending: 09/30/2022

		Original Total Budget	Current Total Budget	MTD Activity	YTD Activity	Budget Remaining
Expense						
SubAccount: 501 - PROGRAM SALARIES & WAGES						
20-11-00-501385	SUMMER TENNIS SALARIES & WAGES	8,775.00	8,775.00	22.50	7,958.55	816.45
SubAccount: 501 - PROGRAM SALARIES & WAGES Total:		8,775.00	8,775.00	22.50	7,958.55	816.45
SubAccount: 503 - PROGRAM COMMODITES						
20-11-00-503385	SUMMER TENNIS COMMODITIES	500.00	500.00	0.00	279.89	220.11
SubAccount: 503 - PROGRAM COMMODITES Total:		500.00	500.00	0.00	279.89	220.11
SubAccount: 510 - SALARIES & WAGES						
20-11-00-510002	SUPT OF BUSINESS SERVICES	6,231.00	6,231.00	707.25	2,577.36	3,653.64
20-11-00-510004	SUPT OF FACILITY SERVICES	27,709.00	27,709.00	3,189.66	11,595.14	16,113.86
20-11-00-510005	SUPT OF PARKS SERVICES	5,522.00	5,522.00	727.23	2,371.56	3,150.44
20-11-00-510007	OFFICE STAFF	14,156.00	14,156.00	1,707.43	6,184.94	7,971.06
20-11-00-510011	MANAGER	87,089.00	87,089.00	9,874.47	35,991.47	51,097.53
20-11-00-510015	PUBLIC RELATIONS COORDINATOR	14,413.00	14,413.00	1,898.27	6,190.39	8,222.61
20-11-00-510017	BOOKKEEPER	6,372.00	6,372.00	880.96	3,134.28	3,237.72
20-11-00-510028	GROUNDS SUPERVISOR	3,665.00	3,665.00	390.23	1,419.62	2,245.38
20-11-00-510029	ASSOC. PRO LESSONS	199,260.00	199,260.00	19,200.87	90,531.33	108,728.67
20-11-00-510030	FRONT DESK	101,108.00	101,108.00	9,700.19	39,466.24	61,641.76
20-11-00-510032	TOURNAMENT DIRECTOR	816.00	816.00	0.00	109.95	706.05
20-11-00-510034	PRO ADMIN SALARIES	9,000.00	9,000.00	610.35	2,130.06	6,869.94
20-11-00-510035	MAINTENANCE STAFF	24,277.00	24,277.00	2,588.07	9,772.96	14,504.04
20-11-00-510036	DESK/PLAYROOM SUPERVISOR	43,316.00	43,316.00	5,169.60	18,723.76	24,592.24
20-11-00-510037	RACKET CLUB BUSINESS MGR	29,250.00	29,250.00	2,413.81	9,726.09	19,523.91
20-11-00-510049	PLAYROOM ATTENDANT	1,440.00	1,440.00	0.00	0.00	1,440.00
20-11-00-510050	RACKET REPAIR	10,310.00	10,310.00	1,141.00	4,074.75	6,235.25
20-11-00-510055	TENNIS DIRECTOR	84,971.00	84,971.00	9,542.04	34,746.52	50,224.48
20-11-00-510065	BUILDING CUSTODIAN	11,700.00	11,700.00	781.69	6,083.92	5,616.08
20-11-00-510070	HUMAN RESOURCE MANAGER	9,131.00	9,131.00	586.66	2,138.93	6,992.07
20-11-00-510405	FICA/MEDICARE	59,463.00	59,463.00	5,608.94	23,191.94	36,271.06
20-11-00-510450	AWARDS	150.00	150.00	0.00	0.00	150.00
20-11-30-510029	ASSOC. PRO LESSONS-PICKLEBALL	4,550.00	4,550.00	0.00	0.00	4,550.00
SubAccount: 510 - SALARIES & WAGES Total:		753,899.00	753,899.00	76,718.72	310,161.21	443,737.79
SubAccount: 520 - CONTRACTUAL SERVICES						
20-11-00-520205	GARBAGE DISPOSAL	4,560.00	4,560.00	474.17	1,755.94	2,804.06
20-11-00-520206	ELECTRICITY	33,000.00	33,000.00	0.00	7,575.62	25,424.38
20-11-00-520207	HEAT	18,500.00	18,500.00	196.63	1,407.66	17,092.34
20-11-00-520209	COMMUNICATION	5,000.00	5,000.00	348.01	1,438.84	3,561.16
20-11-00-520212	PROFESSIONAL SERVICES	35,000.00	35,000.00	0.00	4,070.26	30,929.74
20-11-00-520213	COMPUTER/SOFTWARE EXPENSES	3,586.00	3,586.00	0.00	2,814.55	771.45
20-11-00-520214	CLEANING SERVICES	11,500.00	11,500.00	1,637.70	3,818.41	7,681.59
20-11-00-520215	MAINTENANCE AGREEMENTS	12,770.00	12,770.00	2,328.80	6,035.94	6,734.06
20-11-00-520216	OFFICE EQUIPMENT LEASE	1,389.00	1,389.00	192.36	192.36	1,196.64
20-11-00-520217	SECURITY SYSTEM	3,220.00	3,220.00	80.43	2,177.66	1,042.34
20-11-00-520220	LEGAL FEES	500.00	500.00	0.00	0.00	500.00
20-11-00-520223	DUES	1,800.00	1,800.00	0.00	0.00	1,800.00
20-11-00-520224	EQUIPMENT RENTAL	500.00	500.00	0.00	0.00	500.00
20-11-00-520225	EDUCATION/SEMINARS	2,000.00	2,000.00	0.00	0.00	2,000.00
20-11-00-520226	LAUNDRY/LINENS	2,250.00	2,250.00	0.00	551.94	1,698.06
20-11-00-520250	MISCELLANEOUS	1,500.00	1,500.00	60.00	760.00	740.00
20-11-00-520255	MISCELLANEOUS BANK CHARGES	23,000.00	23,000.00	1,495.98	8,607.86	14,392.14
20-11-00-520574	POSTAGE	1,600.00	1,600.00	42.18	42.18	1,557.82
20-11-00-520581	COLLECTION FEES	1,000.00	1,000.00	0.00	26.72	973.28
SubAccount: 520 - CONTRACTUAL SERVICES Total:		162,675.00	162,675.00	6,856.26	41,275.94	121,399.06
SubAccount: 530 - COMMODITES						
20-11-00-530016	PRODUCT - BEER & ALCOHOL	5,000.00	5,000.00	0.00	0.00	5,000.00
20-11-00-530231	PLAYROOM EXPENSE	100.00	100.00	0.00	3.00	97.00
20-11-00-530242	FIRST AID/SAFETY	500.00	500.00	0.00	34.76	465.24
20-11-00-530365	ADVERTISING	3,475.00	3,475.00	364.00	364.00	3,111.00

All Funds Income Statement with Audit AJE

For Fiscal: 2022-2023 Period Ending: 09/30/2022

		Original Total Budget	Current Total Budget	MTD Activity	YTD Activity	Budget Remaining
20-11-00-530389	LOCKER ROOM SUPPLIES	1,550.00	1,550.00	0.00	31.88	1,518.12
20-11-00-530395	PRINTING	1,650.00	1,650.00	0.00	0.00	1,650.00
20-11-00-530397	TROPHIES	2,100.00	2,100.00	0.00	0.00	2,100.00
20-11-00-530398	SUPPLIES-OTHER	500.00	500.00	0.00	0.00	500.00
20-11-00-530460	SUPPLIES-TEACHING & COURTS	1,650.00	1,650.00	285.07	485.27	1,164.73
20-11-00-530553	OFFICE SUPPLIES	2,300.00	2,300.00	205.98	285.30	2,014.70
20-11-00-530560	OFFICE EQUIPMENT	500.00	500.00	0.00	15.06	484.94
20-11-00-530563	COMPUTERS	1,000.00	1,000.00	0.00	0.00	1,000.00
20-11-00-530564	TEAM MATCHES	1,690.00	1,690.00	0.00	0.00	1,690.00
20-11-00-530566	ADULT EVENT EXPENSE	450.00	450.00	0.00	304.96	145.04
20-11-00-530567	PARTIES	225.00	225.00	0.00	0.00	225.00
20-11-00-530569	ADULT IN-CLUB LEAGUES	600.00	600.00	0.00	0.00	600.00
20-11-00-530573	GROUP LESSONS	8,650.00	8,650.00	0.00	6,929.40	1,720.60
20-11-00-530574	JUNIOR EVENTS	250.00	250.00	0.00	0.00	250.00
20-11-00-530577	OUTDOOR ACTIVITY	200.00	200.00	0.00	0.00	200.00
20-11-00-530578	JR IN-CLUB LEAGUE	960.00	960.00	0.00	0.00	960.00
20-11-00-530579	TOURNAMENTS	3,904.00	3,904.00	100.00	2,215.73	1,688.27
20-11-00-530600	PAPER PRODUCTS	1,350.00	1,350.00	125.36	514.72	835.28
20-11-00-530605	VENDING - COFFEE	2,400.00	2,400.00	107.26	310.82	2,089.18
20-11-00-530694	UNIFORMS	2,500.00	2,500.00	0.00	1,522.00	978.00
20-11-30-530460	SUPPLIES-TEACHING & COURTS-PICKLEBALL	750.00	750.00	0.00	373.80	376.20
	SubAccount: 530 - COMMODITES Total:	44,254.00	44,254.00	1,187.67	13,390.70	30,863.30
	SubAccount: 540 - INSURANCE					
20-11-00-540507	INSURANCE/HEALTH	99,000.00	99,000.00	4,139.00	45,580.59	53,419.41
	SubAccount: 540 - INSURANCE Total:	99,000.00	99,000.00	4,139.00	45,580.59	53,419.41
	SubAccount: 550 - UNCAPITALIZED IMPROVEMENTS					
20-11-00-550541	FURNITURE/FIXTURES	750.00	750.00	0.00	105.98	644.02
	SubAccount: 550 - UNCAPITALIZED IMPROVEMENTS Total:	750.00	750.00	0.00	105.98	644.02
	SubAccount: 560 - MAINTENANCE & REPAIRS					
20-11-00-560025	LAND IMPROVEMENT	12,000.00	12,000.00	209.70	1,089.94	10,910.06
20-11-00-560151	BUILDING REPAIR	11,250.00	11,250.00	782.30	1,123.46	10,126.54
20-11-00-560227	TOOLS/MAINT EQUIPMENT	1,000.00	1,000.00	0.00	1,056.59	-56.59
20-11-00-560248	EQUIPMENT REPAIR	3,000.00	3,000.00	0.00	791.88	2,208.12
20-11-00-560353	JANITORIAL SUPPLIES	1,750.00	1,750.00	184.67	451.84	1,298.16
20-11-00-560383	LIGHTING SUPPLIES	200.00	200.00	0.00	104.99	95.01
20-11-00-560562	GROUNDS MAINTENANCE	24,250.00	24,250.00	162.37	18,351.21	5,898.79
	SubAccount: 560 - MAINTENANCE & REPAIRS Total:	53,450.00	53,450.00	1,339.04	22,969.91	30,480.09
	SubAccount: 570 - OTHER EXPENSES					
20-11-00-570250	MISCELLANEOUS	2,000.00	2,000.00	94.69	-590.93	2,590.93
20-11-00-570574	DONATIONS	250.00	250.00	0.00	0.00	250.00
20-11-00-570676	MEETINGS/CONFERENCES	1,725.00	1,725.00	0.00	183.77	1,541.23
20-11-00-570677	TRAVELING EXPENSE	200.00	200.00	0.00	0.00	200.00
	SubAccount: 570 - OTHER EXPENSES Total:	4,175.00	4,175.00	94.69	-407.16	4,582.16
	SubAccount: 580 - PRO SHOP					
20-11-00-580591	TENNIS BALLS	7,101.00	7,101.00	1,396.35	4,503.83	2,597.17
20-11-00-580710	LADIES CLOTHING	3,900.00	3,900.00	292.24	1,537.86	2,362.14
20-11-00-580712	MEN'S CLOTHING	450.00	450.00	0.00	0.00	450.00
20-11-00-580713	CHILDREN'S CLOTHING	100.00	100.00	0.00	0.00	100.00
20-11-00-580720	SHOES	6,250.00	6,250.00	2,308.46	8,519.93	-2,269.93
20-11-00-580725	RACKETS	6,875.00	6,875.00	1,242.38	3,059.87	3,815.13
20-11-00-580731	TENNIS BAGS	350.00	350.00	0.00	0.00	350.00
20-11-00-580732	MISC. CLOTHES	350.00	350.00	0.00	0.00	350.00
20-11-00-580733	ACCESSORIES	525.00	525.00	139.98	519.06	5.94
20-11-00-580734	GRIPS/OVERWRAPS	1,750.00	1,750.00	25.98	906.20	843.80
20-11-00-580735	SALES TAX	3,125.00	3,125.00	396.00	1,818.00	1,307.00

All Funds Income Statement with Audit AJE

For Fiscal: 2022-2023 Period Ending: 09/30/2022

		Original Total Budget	Current Total Budget	MTD Activity	YTD Activity	Budget Remaining
20-11-00-580745	RACKET REPAIR SUPPLIES	4,950.00	4,950.00	30.98	1,264.15	3,685.85
	SubAccount: 580 - PRO SHOP Total:	35,726.00	35,726.00	5,832.37	22,128.90	13,597.10
	Expense Total:	1,163,204.00	1,163,204.00	96,190.25	463,444.51	699,759.49
	Center: 11 - ADMINISTRATION Surplus (Deficit):	65,079.00	65,079.00	9,648.18	13,891.50	51,187.50
Center: 14 - POLICE						
Expense						
SubAccount: 510 - SALARIES & WAGES						
20-14-00-510008	CLERICAL-PART TIME	2,382.00	2,382.00	254.24	901.03	1,480.97
20-14-00-510074	PARK POLICE CHIEF	3,891.00	3,891.00	362.76	1,319.02	2,571.98
20-14-00-510075	P.T. POLICE	21,005.00	21,005.00	1,291.08	5,338.68	15,666.32
20-14-00-510076	F.T. POLICE	2,434.00	2,434.00	278.99	676.03	1,757.97
	SubAccount: 510 - SALARIES & WAGES Total:	29,712.00	29,712.00	2,187.07	8,234.76	21,477.24
	Expense Total:	29,712.00	29,712.00	2,187.07	8,234.76	21,477.24
	Center: 14 - POLICE Total:	29,712.00	29,712.00	2,187.07	8,234.76	21,477.24
	Fund: 20 - RACKET CLUB Surplus (Deficit):	35,367.00	35,367.00	7,461.11	5,656.74	
	Total Surplus (Deficit):	-5,173,667.00	-5,173,667.00	2,702,565.79	4,055,005.80	

Group Summary

SubAccount	Original Total Budget	Current Total Budget	MTD Activity	YTD Activity	Budget Remaining
Fund: 01 - CORPORATE					
Center: 11 - ADMINISTRATION					
Revenue					
410 - TAXES	3,605,360.00	3,605,360.00	1,527,679.13	3,602,020.84	3,339.16
440 - OPERATIONS INCOME	26,175.00	26,175.00	1,009.78	20,194.12	5,980.88
Revenue Total:	3,631,535.00	3,631,535.00	1,528,688.91	3,622,214.96	9,320.04
Expense					
510 - SALARIES & WAGES	935,831.00	935,831.00	93,724.63	380,930.92	554,900.08
520 - CONTRACTUAL SERVICES	414,627.00	414,627.00	21,613.69	135,951.42	278,675.58
530 - COMMODITIES	78,807.00	78,807.00	2,659.29	12,708.32	66,098.68
540 - INSURANCE	319,850.00	319,850.00	11,086.14	97,312.40	222,537.60
570 - OTHER EXPENSES	1,122,975.00	1,122,975.00	6,051.18	32,596.94	1,090,378.06
590 - BOND & DEBT SERVICES	140,500.00	140,500.00	0.00	2,750.00	137,750.00
Expense Total:	3,012,590.00	3,012,590.00	135,134.93	662,250.00	2,350,340.00
Center: 11 - ADMINISTRATION Surplus (Deficit):	618,945.00	618,945.00	1,393,553.98	2,959,964.96	-2,341,019.96
Center: 12 - PARK MAINTENANCE					
Revenue					
440 - OPERATIONS INCOME	67,325.00	67,325.00	10,160.00	27,702.00	39,623.00
Revenue Total:	67,325.00	67,325.00	10,160.00	27,702.00	39,623.00
Expense					
510 - SALARIES & WAGES	912,881.00	912,881.00	81,435.00	338,923.10	573,957.90
520 - CONTRACTUAL SERVICES	937,590.00	937,590.00	77,852.56	277,128.42	660,461.58
530 - COMMODITIES	440,950.00	440,950.00	13,862.55	147,635.75	293,314.25
550 - UNCAPITALIZED IMPROVEMENTS	617,600.00	617,600.00	28,809.87	97,514.52	520,085.48
570 - OTHER EXPENSES	288,350.00	288,350.00	4,740.00	91,212.09	197,137.91
Expense Total:	3,197,371.00	3,197,371.00	206,699.98	952,413.88	2,244,957.12
Center: 12 - PARK MAINTENANCE Surplus (Deficit):	-3,130,046.00	-3,130,046.00	-196,539.98	-924,711.88	-2,205,334.12
Center: 13 - PARK DEVELOPMENT					
Revenue					
440 - OPERATIONS INCOME	300,000.00	300,000.00	0.00	0.00	300,000.00
Revenue Total:	300,000.00	300,000.00	0.00	0.00	300,000.00
Expense					
570 - OTHER EXPENSES	238,000.00	238,000.00	0.00	16,096.00	221,904.00
Expense Total:	238,000.00	238,000.00	0.00	16,096.00	221,904.00
Center: 13 - PARK DEVELOPMENT Surplus (Deficit):	62,000.00	62,000.00	0.00	-16,096.00	78,096.00
Center: 14 - POLICE					
Revenue					
440 - OPERATIONS INCOME	1,000.00	1,000.00	0.00	0.00	1,000.00
Revenue Total:	1,000.00	1,000.00	0.00	0.00	1,000.00
Expense					
510 - SALARIES & WAGES	161,691.00	161,691.00	13,050.94	47,033.95	114,657.05
520 - CONTRACTUAL SERVICES	33,800.00	33,800.00	2,177.20	15,408.11	18,391.89
530 - COMMODITIES	3,000.00	3,000.00	33.83	458.14	2,541.86
550 - UNCAPITALIZED IMPROVEMENTS	18,500.00	18,500.00	1,033.84	3,850.67	14,649.33
560 - MAINTENANCE & REPAIRS	2,700.00	2,700.00	105.95	105.95	2,594.05
570 - OTHER EXPENSES	5,000.00	5,000.00	0.00	18.96	4,981.04
Expense Total:	224,691.00	224,691.00	16,401.76	66,875.78	157,815.22
Center: 14 - POLICE Surplus (Deficit):	-223,691.00	-223,691.00	-16,401.76	-66,875.78	-156,815.22
Center: 23 - FACILITY RENTAL OPERATIONS					
Revenue					
440 - OPERATIONS INCOME	138,766.00	138,766.00	14,426.50	65,722.00	73,044.00
490 - MERCHANDISE	1,535.00	1,535.00	0.00	0.00	1,535.00
Revenue Total:	140,301.00	140,301.00	14,426.50	65,722.00	74,579.00

All Funds Income Statement with Audit AJE

For Fiscal: 2022-2023 Period Ending: 09/30/2022

SubAccount	Original Total Budget	Current Total Budget	MTD Activity	YTD Activity	Budget Remaining
Expense					
510 - SALARIES & WAGES	39,959.00	39,959.00	2,569.63	17,046.39	22,912.61
520 - CONTRACTUAL SERVICES	7,760.00	7,760.00	2,510.43	8,069.72	-309.72
530 - COMMODITIES	5,505.00	5,505.00	0.00	0.00	5,505.00
570 - OTHER EXPENSES	7,210.00	7,210.00	0.00	562.78	6,647.22
Expense Total:	60,434.00	60,434.00	5,080.06	25,678.89	34,755.11
Center: 23 - FACILITY RENTAL OPERATIONS Surplus (Deficit):	79,867.00	79,867.00	9,346.44	40,043.11	39,823.89
Fund: 01 - CORPORATE Surplus (Deficit):	-2,592,925.00	-2,592,925.00	1,189,958.68	1,992,324.41	-4,585,249.41
Fund: 02 - RECREATION					
Center: 11 - ADMINISTRATION					
Revenue					
410 - TAXES	1,750,446.00	1,750,446.00	757,503.96	1,739,300.06	11,145.94
440 - OPERATIONS INCOME	14,700.00	14,700.00	1,028.81	14,212.01	487.99
Revenue Total:	1,765,146.00	1,765,146.00	758,532.77	1,753,512.07	11,633.93
Expense					
510 - SALARIES & WAGES	1,352,910.00	1,352,910.00	129,622.45	529,934.68	822,975.32
520 - CONTRACTUAL SERVICES	358,308.00	358,308.00	23,445.16	133,288.14	225,019.86
530 - COMMODITIES	216,481.00	216,481.00	15,319.97	87,409.30	129,071.70
540 - INSURANCE	526,432.00	526,432.00	14,802.54	116,195.15	410,236.85
570 - OTHER EXPENSES	70,075.00	70,075.00	1,621.22	17,847.93	52,227.07
Expense Total:	2,524,206.00	2,524,206.00	184,811.34	884,675.20	1,639,530.80
Center: 11 - ADMINISTRATION Surplus (Deficit):	-759,060.00	-759,060.00	573,721.43	868,836.87	-1,627,896.87
Center: 14 - POLICE					
Expense					
510 - SALARIES & WAGES	152,719.00	152,719.00	13,050.94	47,033.95	105,685.05
550 - UNCAPITALIZED IMPROVEMENTS	1,000.00	1,000.00	0.00	0.00	1,000.00
560 - MAINTENANCE & REPAIRS	60,000.00	60,000.00	0.00	0.00	60,000.00
Expense Total:	213,719.00	213,719.00	13,050.94	47,033.95	166,685.05
Center: 14 - POLICE Total:	213,719.00	213,719.00	13,050.94	47,033.95	166,685.05
Center: 62 - ADULT RECREATION					
Revenue					
430 - PROGRAM REVENUE	88,742.00	88,742.00	3,471.97	21,487.10	67,254.90
Revenue Total:	88,742.00	88,742.00	3,471.97	21,487.10	67,254.90
Expense					
501 - PROGRAM SALARIES & WAGES	53,210.00	53,210.00	3,952.52	15,249.75	37,960.25
502 - PROGRAM CONTRACTUAL SERVICES	2,191.00	2,191.00	0.00	926.50	1,264.50
503 - PROGRAM COMMODITIES	5,531.00	5,531.00	129.10	335.25	5,195.75
Expense Total:	60,932.00	60,932.00	4,081.62	16,511.50	44,420.50
Center: 62 - ADULT RECREATION Surplus (Deficit):	27,810.00	27,810.00	-609.65	4,975.60	22,834.40
Center: 63 - YOUTH RECREATION					
Revenue					
430 - PROGRAM REVENUE	2,101,929.00	2,101,929.00	171,141.55	1,036,043.81	1,065,885.19
Revenue Total:	2,101,929.00	2,101,929.00	171,141.55	1,036,043.81	1,065,885.19
Expense					
501 - PROGRAM SALARIES & WAGES	1,002,473.00	1,002,473.00	87,292.29	628,178.96	374,294.04
502 - PROGRAM CONTRACTUAL SERVICES	454,607.00	454,607.00	28,375.76	237,164.36	217,442.64
503 - PROGRAM COMMODITIES	89,922.00	89,922.00	8,568.50	42,696.40	47,225.60
Expense Total:	1,547,002.00	1,547,002.00	124,236.55	908,039.72	638,962.28
Center: 63 - YOUTH RECREATION Surplus (Deficit):	554,927.00	554,927.00	46,905.00	128,004.09	426,922.91
Center: 64 - PROGRAMS FOR ALL AGES					
Revenue					
430 - PROGRAM REVENUE	151,984.00	151,984.00	9,284.73	69,371.53	82,612.47
Revenue Total:	151,984.00	151,984.00	9,284.73	69,371.53	82,612.47

All Funds Income Statement with Audit AJE

For Fiscal: 2022-2023 Period Ending: 09/30/2022

SubAccount	Original Total Budget	Current Total Budget	MTD Activity	YTD Activity	Budget Remaining
Expense					
501 - PROGRAM SALARIES & WAGES	49,091.00	49,091.00	655.00	17,529.66	31,561.34
502 - PROGRAM CONTRACTUAL SERVICES	19,228.00	19,228.00	537.60	4,951.75	14,276.25
503 - PROGRAM COMMODITIES	21,575.00	21,575.00	1,323.34	5,624.52	15,950.48
Expense Total:	89,894.00	89,894.00	2,515.94	28,105.93	61,788.07
Center: 64 - PROGRAMS FOR ALL AGES Surplus (Deficit):	62,090.00	62,090.00	6,768.79	41,265.60	20,824.40
Center: 65 - SENIOR CITIZENS					
Revenue					
430 - PROGRAM REVENUE	26,055.00	26,055.00	3,627.00	13,550.72	12,504.28
Revenue Total:	26,055.00	26,055.00	3,627.00	13,550.72	12,504.28
Expense					
501 - PROGRAM SALARIES & WAGES	19,329.00	19,329.00	2,006.27	6,592.42	12,736.58
502 - PROGRAM CONTRACTUAL SERVICES	13,570.00	13,570.00	1,780.00	9,450.25	4,119.75
503 - PROGRAM COMMODITIES	3,335.00	3,335.00	62.44	983.15	2,351.85
Expense Total:	36,234.00	36,234.00	3,848.71	17,025.82	19,208.18
Center: 65 - SENIOR CITIZENS Surplus (Deficit):	-10,179.00	-10,179.00	-221.71	-3,475.10	-6,703.90
Center: 66 - SPECIAL EVENTS					
Revenue					
430 - PROGRAM REVENUE	45,000.00	45,000.00	1,177.00	8,392.36	36,607.64
Revenue Total:	45,000.00	45,000.00	1,177.00	8,392.36	36,607.64
Expense					
501 - PROGRAM SALARIES & WAGES	2,276.00	2,276.00	0.00	157.50	2,118.50
502 - PROGRAM CONTRACTUAL SERVICES	19,830.00	19,830.00	400.00	7,600.00	12,230.00
503 - PROGRAM COMMODITIES	25,685.00	25,685.00	4,750.51	7,887.92	17,797.08
Expense Total:	47,791.00	47,791.00	5,150.51	15,645.42	32,145.58
Center: 66 - SPECIAL EVENTS Surplus (Deficit):	-2,791.00	-2,791.00	-3,973.51	-7,253.06	4,462.06
Center: 68 - LIPPOLD PARK COMPLEX					
Revenue					
430 - PROGRAM REVENUE	99,520.00	99,520.00	15,649.79	88,072.05	11,447.95
440 - OPERATIONS INCOME	86,500.00	86,500.00	9,900.75	81,241.25	5,258.75
Revenue Total:	186,020.00	186,020.00	25,550.54	169,313.30	16,706.70
Expense					
501 - PROGRAM SALARIES & WAGES	49,117.00	49,117.00	9,464.41	38,565.08	10,551.92
502 - PROGRAM CONTRACTUAL SERVICES	1,057.00	1,057.00	0.00	0.00	1,057.00
503 - PROGRAM COMMODITIES	21,277.00	21,277.00	3,279.50	11,789.31	9,487.69
510 - SALARIES & WAGES	187,256.00	187,256.00	18,598.11	79,774.37	107,481.63
520 - CONTRACTUAL SERVICES	21,400.00	21,400.00	1,688.63	6,735.87	14,664.13
530 - COMMODITIES	2,700.00	2,700.00	219.25	3,122.97	-422.97
550 - UNCAPITALIZED IMPROVEMENTS	137,860.00	137,860.00	89,447.00	93,103.20	44,756.80
Expense Total:	420,667.00	420,667.00	122,696.90	233,090.80	187,576.20
Center: 68 - LIPPOLD PARK COMPLEX Surplus (Deficit):	-234,647.00	-234,647.00	-97,146.36	-63,777.50	-170,869.50
Fund: 02 - RECREATION Surplus (Deficit):	-575,569.00	-575,569.00	512,393.05	921,542.55	-1,497,111.55
Fund: 03 - IMRF					
Center: 11 - ADMINISTRATION					
Revenue					
410 - TAXES	380,202.00	380,202.00	164,532.25	377,781.50	2,420.50
440 - OPERATIONS INCOME	700.00	700.00	0.00	1,139.60	-439.60
Revenue Total:	380,902.00	380,902.00	164,532.25	378,921.10	1,980.90
Expense					
520 - CONTRACTUAL SERVICES	381,000.00	381,000.00	43,690.91	160,836.58	220,163.42
Expense Total:	381,000.00	381,000.00	43,690.91	160,836.58	220,163.42
Center: 11 - ADMINISTRATION Surplus (Deficit):	-98.00	-98.00	120,841.34	218,084.52	-218,182.52
Fund: 03 - IMRF Surplus (Deficit):	-98.00	-98.00	120,841.34	218,084.52	-218,182.52

All Funds Income Statement with Audit AJE

For Fiscal: 2022-2023 Period Ending: 09/30/2022

SubAccount	Original Total Budget	Current Total Budget	MTD Activity	YTD Activity	Budget Remaining
Fund: 04 - LIABILITY					
Center: 11 - ADMINISTRATION					
Revenue					
410 - TAXES	153,816.00	153,816.00	66,569.36	152,849.49	966.51
440 - OPERATIONS INCOME	2,575.00	2,575.00	0.00	664.30	1,910.70
Revenue Total:	156,391.00	156,391.00	66,569.36	153,513.79	2,877.21
Expense					
520 - CONTRACTUAL SERVICES	6,500.00	6,500.00	855.00	1,195.00	5,305.00
530 - COMMODITIES	1,000.00	1,000.00	0.00	0.00	1,000.00
540 - INSURANCE	191,485.00	191,485.00	0.00	31,830.34	159,654.66
Expense Total:	198,985.00	198,985.00	855.00	33,025.34	165,959.66
Center: 11 - ADMINISTRATION Surplus (Deficit):	-42,594.00	-42,594.00	65,714.36	120,488.45	-163,082.45
Fund: 04 - LIABILITY Surplus (Deficit):	-42,594.00	-42,594.00	65,714.36	120,488.45	-163,082.45
Fund: 05 - BOND & INTEREST					
Center: 11 - ADMINISTRATION					
Revenue					
410 - TAXES	1,055,811.00	1,055,811.00	450,503.96	1,034,399.30	21,411.70
440 - OPERATIONS INCOME	1,211,375.00	1,211,375.00	0.00	1,122.88	1,210,252.12
Revenue Total:	2,267,186.00	2,267,186.00	450,503.96	1,035,522.18	1,231,663.82
Expense					
590 - BOND & DEBT SERVICES	2,209,111.00	2,209,111.00	0.00	47,975.00	2,161,136.00
Expense Total:	2,209,111.00	2,209,111.00	0.00	47,975.00	2,161,136.00
Center: 11 - ADMINISTRATION Surplus (Deficit):	58,075.00	58,075.00	450,503.96	987,547.18	-929,472.18
Fund: 05 - BOND & INTEREST Surplus (Deficit):	58,075.00	58,075.00	450,503.96	987,547.18	-929,472.18
Fund: 06 - AUDIT					
Center: 11 - ADMINISTRATION					
Revenue					
410 - TAXES	24,750.00	24,750.00	10,669.95	24,499.16	250.84
440 - OPERATIONS INCOME	0.00	0.00	0.00	25.45	-25.45
Revenue Total:	24,750.00	24,750.00	10,669.95	24,524.61	225.39
Expense					
520 - CONTRACTUAL SERVICES	24,750.00	24,750.00	0.00	16,800.00	7,950.00
Expense Total:	24,750.00	24,750.00	0.00	16,800.00	7,950.00
Center: 11 - ADMINISTRATION Surplus (Deficit):	0.00	0.00	10,669.95	7,724.61	-7,724.61
Fund: 06 - AUDIT Surplus (Deficit):	0.00	0.00	10,669.95	7,724.61	-7,724.61
Fund: 07 - SPECIAL RECREATION					
Center: 11 - ADMINISTRATION					
Revenue					
410 - TAXES	668,046.00	668,046.00	287,986.48	661,243.93	6,802.07
440 - OPERATIONS INCOME	1,150.00	1,150.00	0.00	566.10	583.90
Revenue Total:	669,196.00	669,196.00	287,986.48	661,810.03	7,385.97
Expense					
510 - SALARIES & WAGES	150,000.00	150,000.00	11,304.06	90,897.53	59,102.47
570 - OTHER EXPENSES	499,000.00	499,000.00	0.00	326,047.08	172,952.92
Expense Total:	649,000.00	649,000.00	11,304.06	416,944.61	232,055.39
Center: 11 - ADMINISTRATION Surplus (Deficit):	20,196.00	20,196.00	276,682.42	244,865.42	-224,669.42
Fund: 07 - SPECIAL RECREATION Surplus (Deficit):	20,196.00	20,196.00	276,682.42	244,865.42	-224,669.42
Fund: 08 - NATURAL HISTORY					
Center: 11 - ADMINISTRATION					
Revenue					
410 - TAXES	279,038.00	279,038.00	120,758.83	277,273.56	1,764.44
430 - PROGRAM REVENUE	45,500.00	45,500.00	1,122.00	7,857.00	37,643.00
440 - OPERATIONS INCOME	4,585.00	4,585.00	0.00	783.06	3,801.94

All Funds Income Statement with Audit AJE

For Fiscal: 2022-2023 Period Ending: 09/30/2022

SubAccount	Original Total Budget	Current Total Budget	MTD Activity	YTD Activity	Budget Remaining
490 - MERCHANDISE	4,200.00	4,200.00	0.00	0.00	4,200.00
Revenue Total:	333,323.00	333,323.00	121,880.83	285,913.62	47,409.38
Expense					
501 - PROGRAM SALARIES & WAGES	23,050.00	23,050.00	2,241.17	8,473.39	14,576.61
502 - PROGRAM CONTRACTUAL SERVICES	700.00	700.00	0.00	0.00	700.00
503 - PROGRAM COMMODITIES	6,090.00	6,090.00	313.17	994.98	5,095.02
510 - SALARIES & WAGES	212,905.00	212,905.00	24,189.03	89,457.39	123,447.61
520 - CONTRACTUAL SERVICES	75,450.00	75,450.00	580.42	4,206.58	71,243.42
530 - COMMODITIES	20,586.00	20,586.00	378.87	12,712.96	7,873.04
540 - INSURANCE	72,600.00	72,600.00	2,892.24	25,896.83	46,703.17
550 - UNCAPITALIZED IMPROVEMENTS	2,750.00	2,750.00	39.80	88.62	2,661.38
570 - OTHER EXPENSES	1,925.00	1,925.00	52.50	305.53	1,619.47
Expense Total:	416,056.00	416,056.00	30,687.20	142,136.28	273,919.72
Center: 11 - ADMINISTRATION Surplus (Deficit):	-82,733.00	-82,733.00	91,193.63	143,777.34	-226,510.34
Fund: 08 - NATURAL HISTORY Surplus (Deficit):	-82,733.00	-82,733.00	91,193.63	143,777.34	-226,510.34
Fund: 11 - AQUATIC					
Center: 00 - GENERAL					
Expense					
520 - CONTRACTUAL SERVICES	100.00	100.00	0.00	0.00	100.00
Expense Total:	100.00	100.00	0.00	0.00	100.00
Center: 00 - GENERAL Total:	100.00	100.00	0.00	0.00	100.00
Center: 11 - ADMINISTRATION					
Revenue					
420 - USER FEES	47,782.00	47,782.00	4,304.59	28,871.48	18,910.52
430 - PROGRAM REVENUE	36,844.00	36,844.00	-1,702.00	41,265.50	-4,421.50
440 - OPERATIONS INCOME	8,180.00	8,180.00	0.00	117.00	8,063.00
Revenue Total:	92,806.00	92,806.00	2,602.59	70,253.98	22,552.02
Expense					
501 - PROGRAM SALARIES & WAGES	23,447.00	23,447.00	219.38	22,500.71	946.29
502 - PROGRAM CONTRACTUAL SERVICES	2,610.00	2,610.00	0.00	741.00	1,869.00
503 - PROGRAM COMMODITIES	2,050.00	2,050.00	0.00	2,829.78	-779.78
510 - SALARIES & WAGES	77,849.00	77,849.00	6,194.41	32,824.64	45,024.36
520 - CONTRACTUAL SERVICES	200.00	200.00	0.00	0.00	200.00
530 - COMMODITIES	66,855.00	66,855.00	1,524.35	47,068.61	19,786.39
560 - MAINTENANCE & REPAIRS	1,000.00	1,000.00	0.00	0.00	1,000.00
570 - OTHER EXPENSES	21,875.00	21,875.00	18.93	1,316.07	20,558.93
Expense Total:	195,886.00	195,886.00	7,957.07	107,280.81	88,605.19
Center: 11 - ADMINISTRATION Surplus (Deficit):	-103,080.00	-103,080.00	-5,354.48	-37,026.83	-66,053.17
Center: 21 - MAIN BEACH					
Revenue					
420 - USER FEES	156,654.00	156,654.00	2,161.00	157,546.50	-892.50
Revenue Total:	156,654.00	156,654.00	2,161.00	157,546.50	-892.50
Expense					
510 - SALARIES & WAGES	186,500.00	186,500.00	11,408.78	196,449.72	-9,949.72
520 - CONTRACTUAL SERVICES	3,750.00	3,750.00	282.74	3,537.77	212.23
530 - COMMODITIES	1,900.00	1,900.00	0.00	0.00	1,900.00
570 - OTHER EXPENSES	6,500.00	6,500.00	14.00	2,159.05	4,340.95
Expense Total:	198,650.00	198,650.00	11,705.52	202,146.54	-3,496.54
Center: 21 - MAIN BEACH Surplus (Deficit):	-41,996.00	-41,996.00	-9,544.52	-44,600.04	2,604.04
Center: 22 - WEST BEACH					
Revenue					
420 - USER FEES	4,870.00	4,870.00	0.00	6,655.50	-1,785.50
Revenue Total:	4,870.00	4,870.00	0.00	6,655.50	-1,785.50
Expense					
510 - SALARIES & WAGES	25,247.00	25,247.00	0.00	26,578.00	-1,331.00

All Funds Income Statement with Audit AJE

For Fiscal: 2022-2023 Period Ending: 09/30/2022

SubAccount	Original Total Budget	Current Total Budget	MTD Activity	YTD Activity	Budget Remaining
520 - CONTRACTUAL SERVICES	1,150.00	1,150.00	46.28	414.10	735.90
530 - COMMODITES	1,600.00	1,600.00	0.00	0.00	1,600.00
570 - OTHER EXPENSES	50.00	50.00	0.00	-4.32	54.32
Expense Total:	28,047.00	28,047.00	46.28	26,987.78	1,059.22
Center: 22 - WEST BEACH Surplus (Deficit):	-23,177.00	-23,177.00	-46.28	-20,332.28	-2,844.72
Fund: 11 - AQUATIC Surplus (Deficit):	-168,353.00	-168,353.00	-14,945.28	-101,959.15	-66,393.85
Fund: 12 - FOOD SERVICE					
Center: 11 - ADMINISTRATION					
Revenue					
440 - OPERATIONS INCOME	6,150.00	6,150.00	0.00	2,995.16	3,154.84
490 - MERCHANDISE	127,700.00	127,700.00	8,303.50	140,212.00	-12,512.00
Revenue Total:	133,850.00	133,850.00	8,303.50	143,207.16	-9,357.16
Expense					
510 - SALARIES & WAGES	42,555.00	42,555.00	3,586.51	45,667.37	-3,112.37
520 - CONTRACTUAL SERVICES	3,700.00	3,700.00	218.82	2,243.28	1,456.72
530 - COMMODITES	66,175.00	66,175.00	4,581.60	79,015.46	-12,840.46
570 - OTHER EXPENSES	1,150.00	1,150.00	-1.50	1,502.78	-352.78
Expense Total:	113,580.00	113,580.00	8,385.43	128,428.89	-14,848.89
Center: 11 - ADMINISTRATION Surplus (Deficit):	20,270.00	20,270.00	-81.93	14,778.27	5,491.73
Fund: 12 - FOOD SERVICE Surplus (Deficit):	20,270.00	20,270.00	-81.93	14,778.27	5,491.73
Fund: 15 - CAPITAL EQUIPMENT REPLACEMENT FUND					
Center: 11 - ADMINISTRATION					
Revenue					
440 - OPERATIONS INCOME	300.00	300.00	0.00	635.18	-335.18
Revenue Total:	300.00	300.00	0.00	635.18	-335.18
Center: 11 - ADMINISTRATION Total:	300.00	300.00	0.00	635.18	-335.18
Fund: 15 - CAPITAL EQUIPMENT REPLACEMENT FUND Total:	300.00	300.00	0.00	635.18	-335.18
Fund: 16 - CAPITAL PROJECTS					
Center: 11 - ADMINISTRATION					
Revenue					
440 - OPERATIONS INCOME	2,366,500.00	2,366,500.00	0.00	5,527.38	2,360,972.62
Revenue Total:	2,366,500.00	2,366,500.00	0.00	5,527.38	2,360,972.62
Expense					
520 - CONTRACTUAL SERVICES	265,350.00	265,350.00	4,483.54	18,205.62	247,144.38
570 - OTHER EXPENSES	3,864,400.00	3,864,400.00	8,650.00	519,941.70	3,344,458.30
Expense Total:	4,129,750.00	4,129,750.00	13,133.54	538,147.32	3,591,602.68
Center: 11 - ADMINISTRATION Surplus (Deficit):	-1,763,250.00	-1,763,250.00	-13,133.54	-532,619.94	-1,230,630.06
Fund: 16 - CAPITAL PROJECTS Surplus (Deficit):	-1,763,250.00	-1,763,250.00	-13,133.54	-532,619.94	-1,230,630.06
Fund: 19 - DRIVING RANGE					
Center: 11 - ADMINISTRATION					
Revenue					
440 - OPERATIONS INCOME	160,108.00	160,108.00	11,856.11	157,712.50	2,395.50
490 - MERCHANDISE	6,360.00	6,360.00	832.08	6,941.85	-581.85
Revenue Total:	166,468.00	166,468.00	12,688.19	164,654.35	1,813.65
Expense					
510 - SALARIES & WAGES	47,700.00	47,700.00	3,426.68	34,294.72	13,405.28
520 - CONTRACTUAL SERVICES	21,300.00	21,300.00	479.20	7,413.96	13,886.04
530 - COMMODITES	13,760.00	13,760.00	965.32	9,067.13	4,692.87
550 - UNCAPITALIZED IMPROVEMENTS	151,161.00	151,161.00	0.00	75,188.06	75,972.94
560 - MAINTENANCE & REPAIRS	5,750.00	5,750.00	841.24	1,412.23	4,337.77
570 - OTHER EXPENSES	9,150.00	9,150.00	1,667.71	5,118.03	4,031.97

All Funds Income Statement with Audit AJE

For Fiscal: 2022-2023 Period Ending: 09/30/2022

SubAccount	Original Total Budget	Current Total Budget	MTD Activity	YTD Activity	Budget Remaining
Expense Total:	248,821.00	248,821.00	7,380.15	132,494.13	116,326.87
Center: 11 - ADMINISTRATION Surplus (Deficit):	-82,353.00	-82,353.00	5,308.04	32,160.22	-114,513.22
Fund: 19 - DRIVING RANGE Surplus (Deficit):	-82,353.00	-82,353.00	5,308.04	32,160.22	-114,513.22
Fund: 20 - RACKET CLUB					
Center: 11 - ADMINISTRATION					
Revenue					
430 - PROGRAM REVENUE	30,800.00	30,800.00	0.00	33,481.74	-2,681.74
440 - OPERATIONS INCOME	1,126,267.00	1,126,267.00	100,076.19	410,861.19	715,405.81
480 - PRO SHOP	61,216.00	61,216.00	5,623.11	32,299.65	28,916.35
490 - MERCHANDISE	10,000.00	10,000.00	139.13	693.43	9,306.57
Revenue Total:	1,228,283.00	1,228,283.00	105,838.43	477,336.01	750,946.99
Expense					
501 - PROGRAM SALARIES & WAGES	8,775.00	8,775.00	22.50	7,958.55	816.45
503 - PROGRAM COMMODITES	500.00	500.00	0.00	279.89	220.11
510 - SALARIES & WAGES	753,899.00	753,899.00	76,718.72	310,161.21	443,737.79
520 - CONTRACTUAL SERVICES	162,675.00	162,675.00	6,856.26	41,275.94	121,399.06
530 - COMMODITES	44,254.00	44,254.00	1,187.67	13,390.70	30,863.30
540 - INSURANCE	99,000.00	99,000.00	4,139.00	45,580.59	53,419.41
550 - UNCAPITALIZED IMPROVEMENTS	750.00	750.00	0.00	105.98	644.02
560 - MAINTENANCE & REPAIRS	53,450.00	53,450.00	1,339.04	22,969.91	30,480.09
570 - OTHER EXPENSES	4,175.00	4,175.00	94.69	-407.16	4,582.16
580 - PRO SHOP	35,726.00	35,726.00	5,832.37	22,128.90	13,597.10
Expense Total:	1,163,204.00	1,163,204.00	96,190.25	463,444.51	699,759.49
Center: 11 - ADMINISTRATION Surplus (Deficit):	65,079.00	65,079.00	9,648.18	13,891.50	51,187.50
Center: 14 - POLICE					
Expense					
510 - SALARIES & WAGES	29,712.00	29,712.00	2,187.07	8,234.76	21,477.24
Expense Total:	29,712.00	29,712.00	2,187.07	8,234.76	21,477.24
Center: 14 - POLICE Total:	29,712.00	29,712.00	2,187.07	8,234.76	21,477.24
Fund: 20 - RACKET CLUB Surplus (Deficit):	35,367.00	35,367.00	7,461.11	5,656.74	29,710.26
Total Surplus (Deficit):	-5,173,667.00	-5,173,667.00	2,702,565.79	4,055,005.80	

Fund Summary

Fund	Original	Current	MTD Activity	YTD Activity	Budget
	Total Budget	Total Budget			Remaining
01 - CORPORATE	-2,592,925.00	-2,592,925.00	1,189,958.68	1,992,324.41	-4,585,249.41
02 - RECREATION	-575,569.00	-575,569.00	512,393.05	921,542.55	-1,497,111.55
03 - IMRF	-98.00	-98.00	120,841.34	218,084.52	-218,182.52
04 - LIABILITY	-42,594.00	-42,594.00	65,714.36	120,488.45	-163,082.45
05 - BOND & INTEREST	58,075.00	58,075.00	450,503.96	987,547.18	-929,472.18
06 - AUDIT	0.00	0.00	10,669.95	7,724.61	-7,724.61
07 - SPECIAL RECREATION	20,196.00	20,196.00	276,682.42	244,865.42	-224,669.42
08 - NATURAL HISTORY	-82,733.00	-82,733.00	91,193.63	143,777.34	-226,510.34
11 - AQUATIC	-168,353.00	-168,353.00	-14,945.28	-101,959.15	-66,393.85
12 - FOOD SERVICE	20,270.00	20,270.00	-81.93	14,778.27	5,491.73
15 - CAPITAL EQUIPMENT REP...	300.00	300.00	0.00	635.18	-335.18
16 - CAPITAL PROJECTS	-1,763,250.00	-1,763,250.00	-13,133.54	-532,619.94	-1,230,630.06
19 - DRIVING RANGE	-82,353.00	-82,353.00	5,308.04	32,160.22	-114,513.22
20 - RACKET CLUB	35,367.00	35,367.00	7,461.11	5,656.74	29,710.26
Total Surplus (Deficit):	-5,173,667.00	-5,173,667.00	2,702,565.79	4,055,005.80	

Recreation Programs Income Statement with Audit AJE



Crystal Lake Park District, IL

Account Summary

For Fiscal: 2022-2023 Period Ending: 09/30/2022

		Original Total Budget	Current Total Budget	MTD Activity	YTD Activity	Budget Remaining
Fund: 02 - RECREATION						
Center: 62 - ADULT RECREATION						
Revenue						
02-62-00-430207	CONTRACTUAL DANCE CLASSES	2,700.00	2,700.00	101.52	1,642.92	1,057.08
02-62-00-430209	ADULT FITNESS	61,200.00	61,200.00	3,117.21	16,668.17	44,531.83
02-62-00-430328	SENIOR FITNESS	8,592.00	8,592.00	253.24	3,176.01	5,415.99
02-62-20-430365	SNOWBIRD/KISS-IT TOURNS	2,600.00	2,600.00	0.00	0.00	2,600.00
02-62-20-430430	ADULT VOLLEYBALL	13,650.00	13,650.00	0.00	0.00	13,650.00
Revenue Total:		88,742.00	88,742.00	3,471.97	21,487.10	67,254.90
Expense						
02-62-00-501209	ADULT FITNESS SALARIES & WAGES	39,630.00	39,630.00	3,191.77	12,356.00	27,274.00
02-62-00-501328	SENIOR FITNESS SALARIES & WAGES	7,003.00	7,003.00	760.75	2,893.75	4,109.25
02-62-00-502207	CONTRACTUAL DANCE CLASSES CONTRACTU...	1,890.00	1,890.00	0.00	926.50	963.50
02-62-00-503209	ADULT FITNESS COMMODITIES	2,185.00	2,185.00	75.51	260.08	1,924.92
02-62-00-503328	SENIOR FITNESS COMMODITIES	30.00	30.00	53.59	75.17	-45.17
02-62-20-501365	SNOWBIRD/KISS-IT TOURNS SALARIES & WA...	727.00	727.00	0.00	0.00	727.00
02-62-20-501430	ADULT VOLLEYBALL SALARIES & WAGES	5,850.00	5,850.00	0.00	0.00	5,850.00
02-62-20-502365	SNOWBIRD/KISS-IT TOURNS CONTRACTUAL S...	91.00	91.00	0.00	0.00	91.00
02-62-20-502430	ADULT VOLLEYBALL CONTRACTUAL SVCS	210.00	210.00	0.00	0.00	210.00
02-62-20-503365	SNOWBIRD/KISS-IT TOURNS COMMODITIES	1,306.00	1,306.00	0.00	0.00	1,306.00
02-62-20-503430	ADULT VOLLEYBALL COMMODITIES	2,010.00	2,010.00	0.00	0.00	2,010.00
Expense Total:		60,932.00	60,932.00	4,081.62	16,511.50	44,420.50
Center: 62 - ADULT RECREATION Surplus (Deficit):		27,810.00	27,810.00	-609.65	4,975.60	22,834.40
Center: 63 - YOUTH RECREATION						
Revenue						
02-63-00-430054	YOUTH FLAG FOOTBALL LEAGUE	16,200.00	16,200.00	0.00	0.00	16,200.00
02-63-00-430068	BABYSITTING TRAINING	2,560.00	2,560.00	0.00	2,260.00	300.00
02-63-00-430133	EDUCATION/PRE-SCHOOL	164,933.00	164,933.00	17,345.76	44,714.89	120,218.11
02-63-00-430186	CAMP/YOUNG EXPLORERS	375,575.00	375,575.00	4,229.00	460,653.25	-85,078.25
02-63-00-430187	E.T. CAMP	72,595.00	72,595.00	3,406.80	101,486.48	-28,891.48
02-63-00-430188	JR HIGH & TEEN CAMPS	98,588.00	98,588.00	1,555.20	126,515.97	-27,927.97
02-63-00-430214	KID ROCK	7,508.00	7,508.00	851.50	5,014.94	2,493.06
02-63-00-430217	KIDS FITNESS CLASSES	2,160.00	2,160.00	106.50	223.50	1,936.50
02-63-00-430220	EXTENDED TIME	1,139,316.00	1,139,316.00	126,731.77	154,926.52	984,389.48
02-63-00-430245	GYMNASTICS	24,000.00	24,000.00	3,716.70	21,903.94	2,096.06
02-63-00-430276	JR. LEADERS	14,750.00	14,750.00	0.00	12,461.00	2,289.00
02-63-00-430287	YOUTH SPECIALTY CLASSES	10,954.00	10,954.00	780.00	7,858.33	3,095.67
02-63-00-430329	LITTLE CHEFS/TOT COOKING	10,780.00	10,780.00	0.00	1,928.00	8,852.00
02-63-20-430055	BOYS ASBB	35,320.00	35,320.00	0.00	0.00	35,320.00
02-63-20-430056	GIRLS ASBB	24,070.00	24,070.00	1,261.68	1,261.68	22,808.32
02-63-20-430094	YOUTH ATHLETICS	80,950.00	80,950.00	10,092.39	77,056.31	3,893.69
02-63-20-430108	VOLLEYBALL	18,880.00	18,880.00	1,064.25	7,767.00	11,113.00
02-63-20-430420	SKYHAWKS CAMPS	2,790.00	2,790.00	0.00	10,142.00	-7,352.00
02-63-20-430423	SKILLS FIRST SOCCER	0.00	0.00	0.00	-130.00	130.00
Revenue Total:		2,101,929.00	2,101,929.00	171,141.55	1,036,043.81	1,065,885.19
Expense						
02-63-00-501054	YOUTH FLAG FOOTBALL LEAGUE SALARIES &...	5,376.00	5,376.00	0.00	0.00	5,376.00
02-63-00-501068	BABYSITTING TRAINING SALARIES & WAGES	400.00	400.00	0.00	151.25	248.75
02-63-00-501133	EDUCATION/PRE-SCHOOL SALARIES & WAGES	106,689.00	106,689.00	11,664.26	32,993.55	73,695.45
02-63-00-501186	CAMP/YOUNG EXPLORERS SALARIES & WAGES	211,780.00	211,780.00	1,085.52	308,615.95	-96,835.95
02-63-00-501187	E.T. CAMP SALARIES & WAGES	46,431.00	46,431.00	0.00	49,161.64	-2,730.64
02-63-00-501188	JR HIGH & TEEN CAMPS SALARIES & WAGES	50,160.00	50,160.00	0.00	75,926.96	-25,766.96

Recreation Programs Income Statement with Audit AJE

For Fiscal: 2022-2023 Period Ending: 09/30/2022

		Original Total Budget	Current Total Budget	MTD Activity	YTD Activity	Budget Remaining
02-63-00-501217	KIDS FITNESS CLASSES SALARIES & WAGES	1,680.00	1,680.00	24.50	658.00	1,022.00
02-63-00-501220	EXTENDED TIME SALARIES & WAGES	558,627.00	558,627.00	74,518.01	160,671.61	397,955.39
02-63-00-501287	YOUTH SPECIALTY CLASSES SALARIES & WAG...	1,080.00	1,080.00	0.00	0.00	1,080.00
02-63-00-502054	YOUTH FLAG FOOTBALL LEAGUE CONTRACTU...	84.00	84.00	0.00	0.00	84.00
02-63-00-502133	EDUCATION/PRE-SCHOOL CONTRACTUAL SVCS	11,300.00	11,300.00	1,188.85	5,596.24	5,703.76
02-63-00-502186	CAMP/YOUNG EXPLORERS CONTRACTUAL SV...	39,600.00	39,600.00	5,212.91	53,452.26	-13,852.26
02-63-00-502187	E.T. CAMP CONTRACTUAL SVCS	7,600.00	7,600.00	3,082.35	10,751.18	-3,151.18
02-63-00-502188	JR HIGH & TEEN CAMPS CONTRACTUAL SVCS	16,558.00	16,558.00	2,028.97	19,385.74	-2,827.74
02-63-00-502214	KID ROCK CONTRACTUAL SVCS	5,140.00	5,140.00	0.00	3,587.00	1,553.00
02-63-00-502220	EXTENDED TIME CONTRACTUAL SVCS	258,253.00	258,253.00	13,476.38	75,485.68	182,767.32
02-63-00-502245	GYMNASTICS CONTRACTUAL SVCS	16,800.00	16,800.00	2,589.30	8,343.30	8,456.70
02-63-00-502276	JR. LEADERS CONTRACTUAL SVCS	9,700.00	9,700.00	797.00	9,699.82	0.18
02-63-00-502287	YOUTH SPECIALTY CLASSES CONTRACTUAL SV...	4,984.00	4,984.00	0.00	5,237.35	-253.35
02-63-00-502329	LITTLE CHEFS/TOT COOKING CONTRACTUAL S...	7,546.00	7,546.00	0.00	1,584.00	5,962.00
02-63-00-503054	YOUTH FLAG FOOTBALL LEAGUE COMMODITI...	4,515.00	4,515.00	0.00	0.00	4,515.00
02-63-00-503068	BABYSITTING TRAINING COMMODITIES	900.00	900.00	0.00	0.00	900.00
02-63-00-503133	EDUCATION/PRE-SCHOOL COMMODITIES	7,796.00	7,796.00	454.60	5,123.23	2,672.77
02-63-00-503166	RAMBLING TOT COMMODITIES	0.00	0.00	0.00	130.00	-130.00
02-63-00-503186	CAMP/YOUNG EXPLORERS COMMODITIES	11,130.00	11,130.00	-6.63	14,660.87	-3,530.87
02-63-00-503187	E.T. CAMP COMMODITIES	2,201.00	2,201.00	433.79	3,341.82	-1,140.82
02-63-00-503188	JR HIGH & TEEN CAMPS COMMODITIES	2,665.00	2,665.00	0.00	4,307.97	-1,642.97
02-63-00-503220	EXTENDED TIME COMMODITIES	41,495.00	41,495.00	3,673.58	11,108.56	30,386.44
02-63-00-503276	JR. LEADERS COMMODITIES	563.00	563.00	0.00	0.00	563.00
02-63-00-503287	YOUTH SPECIALTY CLASSES COMMODITIES	100.00	100.00	0.00	10.79	89.21
02-63-20-501055	BOYS ASBB SALARIES & WAGES	11,215.00	11,215.00	0.00	0.00	11,215.00
02-63-20-501056	GIRLS ASBB SALARIES & WAGES	9,035.00	9,035.00	0.00	0.00	9,035.00
02-63-20-502055	BOYS ASBB CONTRACTUAL SVCS	2,863.00	2,863.00	0.00	0.00	2,863.00
02-63-20-502056	GIRLS ASBB CONTRACTUAL SVCS	2,345.00	2,345.00	0.00	0.00	2,345.00
02-63-20-502094	YOUTH ATHLETICS CONTRACTUAL SVCS	56,665.00	56,665.00	0.00	33,304.67	23,360.33
02-63-20-502108	VOLLEYBALL CONTRACTUAL SVCS	13,216.00	13,216.00	0.00	4,313.92	8,902.08
02-63-20-502420	SKYHAWKS CAMPS CONTRACTUAL SVCS	1,953.00	1,953.00	0.00	6,423.20	-4,470.20
02-63-20-503055	BOYS ASBB COMMODITIES	10,275.00	10,275.00	700.00	700.00	9,575.00
02-63-20-503056	GIRLS ASBB COMMODITIES	8,282.00	8,282.00	3,313.16	3,313.16	4,968.84
	Expense Total:	1,547,002.00	1,547,002.00	124,236.55	908,039.72	638,962.28
	Center: 63 - YOUTH RECREATION Surplus (Deficit):	554,927.00	554,927.00	46,905.00	128,004.09	426,922.91

Center: 64 - PROGRAMS FOR ALL AGES

Revenue

02-64-00-430205	ADULT/YOUTH DANCE	76,190.00	76,190.00	3,580.00	47,657.34	28,532.66
02-64-00-430265	GARDEN PLOTS	3,170.00	3,170.00	366.38	1,963.56	1,206.44
02-64-00-430270	WAGON RIDES	5,250.00	5,250.00	345.00	345.00	4,905.00
02-64-00-430282	SHOTOKAN	21,185.00	21,185.00	2,269.17	11,040.77	10,144.23
02-64-00-430283	HAPKIDO	4,664.00	4,664.00	615.26	3,286.67	1,377.33
02-64-00-430284	ART CLASSES	4,500.00	4,500.00	1,206.00	2,701.00	1,799.00
02-64-00-430383	THEATER/VOICE	37,025.00	37,025.00	902.92	2,377.19	34,647.81
	Revenue Total:	151,984.00	151,984.00	9,284.73	69,371.53	82,612.47

Expense

02-64-00-501205	ADULT/YOUTH DANCE SALARIES & WAGES	38,875.00	38,875.00	225.75	11,213.91	27,661.09
02-64-00-501270	WAGON RIDES SALARIES & WAGES	2,250.00	2,250.00	40.00	40.00	2,210.00
02-64-00-501283	HAPKIDO SALARIES & WAGES	2,680.00	2,680.00	273.00	1,101.00	1,579.00
02-64-00-501383	THEATER/VOICE SALARIES & WAGES	5,286.00	5,286.00	116.25	5,174.75	111.25
02-64-00-502205	ADULT/YOUTH DANCE CONTRACTUAL SVCS	1,048.00	1,048.00	0.00	0.00	1,048.00
02-64-00-502265	GARDEN PLOTS CONTRACTUAL SVCS	200.00	200.00	0.00	0.00	200.00
02-64-00-502282	SHOTOKAN CONTRACTUAL SVCS	14,830.00	14,830.00	0.00	3,567.15	11,262.85
02-64-00-502284	ART CLASSES CONTRACTUAL SVCS	3,150.00	3,150.00	537.60	1,384.60	1,765.40
02-64-00-503205	ADULT/YOUTH DANCE COMMODITIES	11,495.00	11,495.00	187.79	2,044.78	9,450.22
02-64-00-503265	GARDEN PLOTS COMMODITIES	1,500.00	1,500.00	0.00	172.83	1,327.17
02-64-00-503270	WAGON RIDES COMMODITIES	500.00	500.00	273.55	273.55	226.45
02-64-00-503283	HAPKIDO COMMODITIES	700.00	700.00	47.00	374.55	325.45

Recreation Programs Income Statement with Audit AJE

For Fiscal: 2022-2023 Period Ending: 09/30/2022

		Original Total Budget	Current Total Budget	MTD Activity	YTD Activity	Budget Remaining
02-64-00-503383	THEATER/VOICE COMMODITIES	7,380.00	7,380.00	815.00	2,758.81	4,621.19
	Expense Total:	89,894.00	89,894.00	2,515.94	28,105.93	61,788.07
	Center: 64 - PROGRAMS FOR ALL AGES Surplus (Deficit):	62,090.00	62,090.00	6,768.79	41,265.60	20,824.40
Center: 65 - SENIOR CITIZENS						
Revenue						
02-65-00-430466	SENIOR TRIPS	16,575.00	16,575.00	2,993.00	10,761.70	5,813.30
02-65-00-430469	MISC. SENIOR PROGRAMS	9,480.00	9,480.00	634.00	2,789.02	6,690.98
	Revenue Total:	26,055.00	26,055.00	3,627.00	13,550.72	12,504.28
Expense						
02-65-00-501466	SENIOR TRIPS SALARIES & WAGES	480.00	480.00	0.00	0.00	480.00
02-65-00-501469	MISC. SENIOR PROGRAMS SALARIES & WAGES	18,849.00	18,849.00	2,006.27	6,592.42	12,256.58
02-65-00-502466	SENIOR TRIPS CONTRACTUAL SVCS	11,970.00	11,970.00	1,780.00	9,352.25	2,617.75
02-65-00-502469	MISC. SENIOR PROGRAMS CONTRACTUAL SV...	1,600.00	1,600.00	0.00	98.00	1,502.00
02-65-00-503466	SENIOR TRIPS COMMODITIES	130.00	130.00	0.00	195.15	-65.15
02-65-00-503469	MISC. SENIOR PROGRAMS COMMODITIES	3,205.00	3,205.00	62.44	788.00	2,417.00
	Expense Total:	36,234.00	36,234.00	3,848.71	17,025.82	19,208.18
	Center: 65 - SENIOR CITIZENS Surplus (Deficit):	-10,179.00	-10,179.00	-221.71	-3,475.10	-6,703.90
Center: 66 - SPECIAL EVENTS						
Revenue						
02-66-00-430121	MOM SON NIGHT	2,500.00	2,500.00	0.00	0.00	2,500.00
02-66-00-430122	DADDY DAUGHTER DANCE	5,000.00	5,000.00	0.00	0.00	5,000.00
02-66-00-430128	SEASONAL SPECIAL EVENTS	26,250.00	26,250.00	1,135.90	1,707.75	24,542.25
02-66-00-430129	SUMMER MOVIES IN THE PARK	0.00	0.00	0.00	1,700.00	-1,700.00
02-66-00-430235	CHILI OPEN	3,750.00	3,750.00	0.00	0.00	3,750.00
02-66-00-430370	SUMMER CONCERT SERIES	7,500.00	7,500.00	41.10	4,984.61	2,515.39
	Revenue Total:	45,000.00	45,000.00	1,177.00	8,392.36	36,607.64
Expense						
02-66-00-501121	MOM SON NIGHT SALARIES & WAGES	132.00	132.00	0.00	127.50	4.50
02-66-00-501122	DADDY DAUGHTER DANCE SALARIES & WAGES	180.00	180.00	0.00	0.00	180.00
02-66-00-501128	SEASONAL SPECIAL EVENTS SALARIES & WAG...	1,860.00	1,860.00	0.00	30.00	1,830.00
02-66-00-501235	CHILI OPEN SALARIES & WAGES	104.00	104.00	0.00	0.00	104.00
02-66-00-502128	SEASONAL SPECIAL EVENTS CONTRACTUAL S...	9,130.00	9,130.00	400.00	400.00	8,730.00
02-66-00-502179	BEACH SPECIAL EVENTS CONTRACTUAL SVCS	3,500.00	3,500.00	0.00	0.00	3,500.00
02-66-00-502370	SUMMER CONCERT SERIES CONTRACTUAL SV...	7,200.00	7,200.00	0.00	7,200.00	0.00
02-66-00-503121	MOM SON NIGHT COMMODITIES	1,630.00	1,630.00	0.00	11.48	1,618.52
02-66-00-503122	DADDY DAUGHTER DANCE COMMODITIES	2,935.00	2,935.00	0.00	0.00	2,935.00
02-66-00-503128	SEASONAL SPECIAL EVENTS COMMODITIES	14,050.00	14,050.00	4,750.51	7,876.44	6,173.56
02-66-00-503179	BEACH SPECIAL EVENTS COMMODITIES	2,500.00	2,500.00	0.00	0.00	2,500.00
02-66-00-503235	CHILI OPEN COMMODITIES	3,570.00	3,570.00	0.00	0.00	3,570.00
02-66-00-503370	SUMMER CONCERT SERIES COMMODITIES	1,000.00	1,000.00	0.00	0.00	1,000.00
	Expense Total:	47,791.00	47,791.00	5,150.51	15,645.42	32,145.58
	Center: 66 - SPECIAL EVENTS Surplus (Deficit):	-2,791.00	-2,791.00	-3,973.51	-7,253.06	4,462.06
Center: 68 - LIPPOLD PARK COMPLEX						
Revenue						
02-68-00-430356	SPRING SOFTBALL	9,600.00	9,600.00	0.00	14,233.44	-4,633.44
02-68-00-430357	SUMMER SOFTBALL	52,600.00	52,600.00	66.00	51,932.67	667.33
02-68-00-430363	SOFTBALL/FALL LEAGUE	28,000.00	28,000.00	14,316.67	15,505.62	12,494.38
02-68-00-430400	DOG PARK	9,320.00	9,320.00	1,267.12	6,400.32	2,919.68
	Revenue Total:	99,520.00	99,520.00	15,649.79	88,072.05	11,447.95
Expense						
02-68-00-501356	SPRING SOFTBALL SALARIES & WAGES	5,375.00	5,375.00	0.00	8,456.84	-3,081.84
02-68-00-501357	SUMMER SOFTBALL SALARIES & WAGES	27,317.00	27,317.00	3,029.95	21,497.96	5,819.04
02-68-00-501363	SOFTBALL/FALL LEAGUE SALARIES & WAGES	14,871.00	14,871.00	5,657.46	5,657.46	9,213.54
02-68-00-501400	DOG PARK SALARIES & WAGES	1,554.00	1,554.00	777.00	2,952.82	-1,398.82
02-68-00-502356	SPRING SOFTBALL CONTRACTUAL SVCS	238.00	238.00	0.00	0.00	238.00
02-68-00-502357	SUMMER SOFTBALL CONTRACTUAL SVCS	476.00	476.00	0.00	0.00	476.00

Recreation Programs Income Statement with Audit AJE

For Fiscal: 2022-2023 Period Ending: 09/30/2022

		Original Total Budget	Current Total Budget	MTD Activity	YTD Activity	Budget Remaining
02-68-00-502363	SOFTBALL/FALL LEAGUE CONTRACTUAL SVCS	343.00	343.00	0.00	0.00	343.00
02-68-00-503356	SPRING SOFTBALL COMMODITIES	2,496.00	2,496.00	0.00	2,459.02	36.98
02-68-00-503357	SUMMER SOFTBALL COMMODITIES	9,854.00	9,854.00	0.00	4,982.73	4,871.27
02-68-00-503363	SOFTBALL/FALL LEAGUE COMMODITIES	6,102.00	6,102.00	2,677.87	3,128.97	2,973.03
02-68-00-503400	DOG PARK COMMODITIES	2,825.00	2,825.00	601.63	1,218.59	1,606.41
	Expense Total:	71,451.00	71,451.00	12,743.91	50,354.39	21,096.61
	Center: 68 - LIPPOLD PARK COMPLEX Surplus (Deficit):	28,069.00	28,069.00	2,905.88	37,717.66	-9,648.66
	Fund: 02 - RECREATION Surplus (Deficit):	659,926.00	659,926.00	51,774.80	201,234.79	
	Total Surplus (Deficit):	659,926.00	659,926.00	51,774.80	201,234.79	

Group Summary

Account Type	Original Total Budget	Current Total Budget	MTD Activity	YTD Activity	Budget Remaining
Fund: 02 - RECREATION					
Center: 62 - ADULT RECREATION					
Revenue	88,742.00	88,742.00	3,471.97	21,487.10	67,254.90
Expense	60,932.00	60,932.00	4,081.62	16,511.50	44,420.50
Center: 62 - ADULT RECREATION Surplus (Deficit):	27,810.00	27,810.00	-609.65	4,975.60	22,834.40
Center: 63 - YOUTH RECREATION					
Revenue	2,101,929.00	2,101,929.00	171,141.55	1,036,043.81	1,065,885.19
Expense	1,547,002.00	1,547,002.00	124,236.55	908,039.72	638,962.28
Center: 63 - YOUTH RECREATION Surplus (Deficit):	554,927.00	554,927.00	46,905.00	128,004.09	426,922.91
Center: 64 - PROGRAMS FOR ALL AGES					
Revenue	151,984.00	151,984.00	9,284.73	69,371.53	82,612.47
Expense	89,894.00	89,894.00	2,515.94	28,105.93	61,788.07
Center: 64 - PROGRAMS FOR ALL AGES Surplus (Deficit):	62,090.00	62,090.00	6,768.79	41,265.60	20,824.40
Center: 65 - SENIOR CITIZENS					
Revenue	26,055.00	26,055.00	3,627.00	13,550.72	12,504.28
Expense	36,234.00	36,234.00	3,848.71	17,025.82	19,208.18
Center: 65 - SENIOR CITIZENS Surplus (Deficit):	-10,179.00	-10,179.00	-221.71	-3,475.10	-6,703.90
Center: 66 - SPECIAL EVENTS					
Revenue	45,000.00	45,000.00	1,177.00	8,392.36	36,607.64
Expense	47,791.00	47,791.00	5,150.51	15,645.42	32,145.58
Center: 66 - SPECIAL EVENTS Surplus (Deficit):	-2,791.00	-2,791.00	-3,973.51	-7,253.06	4,462.06
Center: 68 - LIPPOLD PARK COMPLEX					
Revenue	99,520.00	99,520.00	15,649.79	88,072.05	11,447.95
Expense	71,451.00	71,451.00	12,743.91	50,354.39	21,096.61
Center: 68 - LIPPOLD PARK COMPLEX Surplus (Deficit):	28,069.00	28,069.00	2,905.88	37,717.66	-9,648.66
Fund: 02 - RECREATION Surplus (Deficit):	659,926.00	659,926.00	51,774.80	201,234.79	458,691.21
Total Surplus (Deficit):	659,926.00	659,926.00	51,774.80	201,234.79	

Fund Summary

Fund	Original Total Budget	Current Total Budget	MTD Activity	YTD Activity	Budget Remaining
02 - RECREATION	659,926.00	659,926.00	51,774.80	201,234.79	458,691.21
Total Surplus (Deficit):	659,926.00	659,926.00	51,774.80	201,234.79	



Crystal Lake Park District, IL

Prior-Year Comparative Income Statement with Audit AJE September 2022

Account Summary

For the Period Ending 09/30/2022

		2021-2022 Sept. Activity	2022-2023 Sept. Activity	Sept. Variance Favorable / (Unfavorable)	Variance %	2021-2022 YTD Activity	2022-2023 YTD Activity	YTD Variance Favorable / (Unfavorable)	Variance %
Fund: 01 - CORPORATE									
Revenue									
01-11-00-410003	PROPERTY TAX	448,368.73	497,104.91	48,736.18	10.87%	1,074,100.56	1,141,399.45	67,298.89	6.27%
01-11-00-410005	ADDITIONAL (REFERENDUM) TAX	980,923.99	1,030,574.22	49,650.23	5.06%	2,349,876.08	2,366,295.00	16,418.92	0.70%
01-11-00-410015	REPLACEMENT TAX	0.00	0.00	0.00	0.00%	49,743.09	94,326.39	44,583.30	89.63%
01-11-00-440014	INTEREST--MM/ILLINOIS FUNDS	58.14	4.81	-53.33	-91.73%	575.38	13,206.99	12,631.61	2,195.35%
01-11-00-440017	GRANTS	0.00	0.00	0.00	0.00%	6,206.88	0.00	-6,206.88	-100.00%
01-11-00-440019	INVESTMENT INTEREST - CD'S	0.00	0.00	0.00	0.00%	825.46	358.22	-467.24	-56.60%
01-11-00-440021	REIMBURSEMENT	88.00	38.00	-50.00	-56.82%	350.00	372.00	22.00	6.29%
01-11-00-440022	INTEREST EARNED - CHECKING	35.83	46.97	11.14	31.09%	130.63	153.04	22.41	17.16%
01-11-00-440023	OTHER INCOME	0.00	0.00	0.00	0.00%	0.00	61.30	61.30	0.00%
01-11-00-440196	CITATIONS	170.00	745.00	575.00	338.24%	2,058.43	3,711.57	1,653.14	80.31%
01-11-00-440197	ELECTRONIC CITATIONS	0.00	0.00	0.00	0.00%	8.00	8.00	0.00	0.00%
01-11-00-440355	SPECIAL EVENT INSURANCE	780.00	175.00	-605.00	-77.56%	2,970.00	2,323.00	-647.00	-21.78%
01-12-00-440021	REIMBURSEMENT	5.00	0.00	-5.00	-100.00%	5.00	0.00	-5.00	-100.00%
01-12-00-440026	MEMORIALS	0.00	1,500.00	1,500.00	0.00%	6,859.00	3,520.00	-3,339.00	-48.68%
01-12-00-440046	FIELD RENTAL	0.00	0.00	0.00	0.00%	150.00	40.00	-110.00	-73.33%
01-12-00-440050	PICNIC SHELTER RENTAL	2,305.00	2,610.00	305.00	13.23%	15,170.00	12,412.00	-2,758.00	-18.18%
01-12-00-440051	RENTAL OF FACILITIES	195.00	0.00	-195.00	-100.00%	195.00	0.00	-195.00	-100.00%
01-12-00-440100	FIELD MAINTENANCE REIMBURSEMENT	0.00	6,050.00	6,050.00	0.00%	2,120.00	11,330.00	9,210.00	434.43%
01-12-00-440271	EQUIPMENT DISPOSAL	0.00	0.00	0.00	0.00%	722.00	400.00	-322.00	-44.60%
01-14-00-440021	REIMBURSEMENT	5.00	0.00	-5.00	-100.00%	5.00	0.00	-5.00	-100.00%
01-23-00-440051	RENTAL OF FACILITIES	8,952.50	10,722.50	1,770.00	19.77%	45,797.50	56,175.00	10,377.50	22.66%
01-23-00-440220	LINEN INCOME	2,656.00	2,504.00	-152.00	-5.72%	8,738.50	8,172.00	-566.50	-6.48%
01-23-00-440645	SPECIAL EVENTS	100.00	1,200.00	1,100.00	1,100.00%	515.00	1,375.00	860.00	166.99%
	Revenue Total:	1,444,643.19	1,553,275.41	108,632.22	7.52%	3,567,121.51	3,715,638.96	148,517.45	4.16%
Expense									
01-11-00-510001	DIRECTOR	6,164.18	9,523.74	-3,359.56	-54.50%	31,790.75	34,874.15	-3,083.40	-9.70%
01-11-00-510002	SUPT OF BUSINESS SERVICES	5,011.35	7,780.14	-2,768.79	-55.25%	24,764.80	28,351.73	-3,586.93	-14.48%
01-11-00-510003	SUPT OF REC PROGRAMS & FACILITIES	4,046.00	6,307.93	-2,261.93	-55.91%	19,956.36	22,969.82	-3,013.46	-15.10%
01-11-00-510004	SUPT OF FACILITY SERVICES	2,026.15	3,189.66	-1,163.51	-57.42%	9,980.47	11,595.11	-1,614.64	-16.18%
01-11-00-510005	SUPT OF PARKS SERVICES	2,385.89	4,363.73	-1,977.84	-82.90%	11,768.11	14,230.30	-2,462.19	-20.92%
01-11-00-510007	OFFICE STAFF	4,078.00	6,430.09	-2,352.09	-57.68%	20,365.32	23,383.27	-3,017.95	-14.82%
01-11-00-510008	CLERICAL-PART TIME	1,688.57	0.00	1,688.57	100.00%	5,356.58	1,900.15	3,456.43	64.53%
01-11-00-510015	PUBLIC RELATIONS COORDINATOR	1,038.01	1,898.29	-860.28	-82.88%	5,379.35	6,190.54	-811.19	-15.08%
01-11-00-510018	BOOKKEEPERS	3,233.93	8,065.47	-4,831.54	-149.40%	22,205.35	28,393.76	-6,188.41	-27.87%

Prior-Year Comparative Income Statement with Audit AJE September 2022

For the Period Ending 09/30/2022

		2021-2022	2022-2023	Sept. Variance		2021-2022	2022-2023	YTD Variance	
		Sept. Activity	Sept. Activity	Favorable / (Unfavorable)	Variance %	YTD Activity	YTD Activity	Favorable / (Unfavorable)	Variance %
01-11-00-510041	DIRECTOR OF PARK DEVELOPMENT	6,538.82	7,788.47	-1,249.65	-19.11%	32,305.52	37,918.11	-5,612.59	-17.37%
01-11-00-510044	FACILITY RENTAL SUPER.	4,093.82	6,316.03	-2,222.21	-54.28%	20,967.03	24,382.43	-3,415.40	-16.29%
01-11-00-510070	HUMAN RESOURCE MANAGER	4,545.89	7,177.94	-2,632.05	-57.90%	22,427.75	26,087.12	-3,659.37	-16.32%
01-11-00-510405	FICA/MEDICARE	15,352.18	24,883.14	-9,530.96	-62.08%	98,804.03	120,654.43	-21,850.40	-22.11%
01-11-00-520206	ELECTRICITY	3,132.19	952.14	2,180.05	69.60%	12,994.43	9,883.05	3,111.38	23.94%
01-11-00-520207	HEAT	310.16	440.33	-130.17	-41.97%	1,873.98	3,210.19	-1,336.21	-71.30%
01-11-00-520208	WATER/SEWER	7,407.69	7,206.25	201.44	2.72%	15,514.72	18,009.91	-2,495.19	-16.08%
01-11-00-520209	COMMUNICATION	3,815.12	3,218.18	596.94	15.65%	13,749.05	15,308.49	-1,559.44	-11.34%
01-11-00-520212	PROFESSIONAL SERVICES	1,797.00	6,416.50	-4,619.50	-257.07%	4,797.00	32,048.89	-27,251.89	-568.10%
01-11-00-520213	COMPUTER/SOFTWARE EXPENSES	0.00	0.00	0.00	0.00%	21,634.37	30,154.64	-8,520.27	-39.38%
01-11-00-520215	MAINTENANCE AGREEMENTS	600.97	159.60	441.37	73.44%	3,981.28	2,663.25	1,318.03	33.11%
01-11-00-520216	OFFICE EQUIPMENT LEASE	0.00	192.36	-192.36	0.00%	215.29	480.90	-265.61	-123.37%
01-11-00-520217	SECURITY SYSTEM	0.00	276.79	-276.79	0.00%	553.59	1,093.59	-540.00	-97.55%
01-11-00-520220	LEGAL FEES	0.00	0.00	0.00	0.00%	3,020.63	3,206.24	-185.61	-6.14%
01-11-00-520222	SUBSCRIPTIONS	0.00	0.00	0.00	0.00%	215.82	0.00	215.82	100.00%
01-11-00-520223	DUES	150.00	185.00	-35.00	-23.33%	2,832.00	2,645.43	186.57	6.59%
01-11-00-520225	EDUCATION/SEMINARS	334.00	320.00	14.00	4.19%	844.00	1,767.50	-923.50	-109.42%
01-11-00-520228	PROSECUTION	0.00	0.00	0.00	0.00%	1,606.25	1,631.25	-25.00	-1.56%
01-11-00-520250	MISCELLANEOUS	150.00	75.92	74.08	49.39%	450.00	294.82	155.18	34.48%
01-11-00-520255	MISCELLANEOUS BANK CHARGES	756.73	1,428.18	-671.45	-88.73%	2,004.70	4,970.95	-2,966.25	-147.96%
01-11-00-520265	IT SERVICE	1,608.00	0.00	1,608.00	100.00%	7,332.00	5,724.00	1,608.00	21.93%
01-11-00-520337	UNEMPLOYMENT BENEFITS	18.12	0.00	18.12	100.00%	1,773.80	0.00	1,773.80	100.00%
01-11-00-520355	SPECIAL EVENT INSURANCE	0.00	0.00	0.00	0.00%	840.00	2,083.00	-1,243.00	-147.98%
01-11-00-520574	POSTAGE	577.20	742.44	-165.24	-28.63%	605.25	775.32	-170.07	-28.10%
01-11-00-530250	MISCELLANEOUS	207.50	0.00	207.50	100.00%	540.00	0.00	540.00	100.00%
01-11-00-530318	SAFETY EQUIPMENT	0.00	0.00	0.00	0.00%	1,569.23	4,003.48	-2,434.25	-155.12%
01-11-00-530365	ADVERTISING	0.00	0.00	0.00	0.00%	100.00	98.58	1.42	1.42%
01-11-00-530366	LEGAL ADS	235.26	157.54	77.72	33.04%	307.04	709.98	-402.94	-131.23%
01-11-00-530395	PRINTING	67.86	86.04	-18.18	-26.79%	417.79	395.98	21.81	5.22%
01-11-00-530425	COFFEE	0.00	188.62	-188.62	0.00%	254.49	420.70	-166.21	-65.31%
01-11-00-530551	BLUEPRINTS	139.92	0.00	139.92	100.00%	139.92	22.36	117.56	84.02%
01-11-00-530552	DRAFTING SUPPLIES	0.00	0.00	0.00	0.00%	7.16	0.00	7.16	100.00%
01-11-00-530553	OFFICE SUPPLIES	877.00	1,048.24	-171.24	-19.53%	4,161.90	3,904.16	257.74	6.19%
01-11-00-530563	COMPUTERS	240.50	1,178.85	-938.35	-390.17%	275.45	1,853.08	-1,577.63	-572.75%
01-11-00-530694	UNIFORMS	98.99	0.00	98.99	100.00%	98.99	1,300.00	-1,201.01	-1,213.26%
01-11-00-540507	INSURANCE/HEALTH	8,764.70	11,086.14	-2,321.44	-26.49%	75,777.20	97,312.40	-21,535.20	-28.42%
01-11-00-570014	REAL ESTATE TAXES	0.00	0.00	0.00	0.00%	4,306.94	4,602.48	-295.54	-6.86%
01-11-00-570028	FURNITURE/FIXTURES	0.00	2,344.70	-2,344.70	0.00%	0.00	20,635.51	-20,635.51	0.00%
01-11-00-570250	MISCELLANEOUS	284.69	452.20	-167.51	-58.84%	1,495.67	2,274.52	-778.85	-52.07%
01-11-00-570676	MEETINGS/CONFERENCES	47.50	1,668.00	-1,620.50	-3,411.58%	2,640.95	2,175.67	465.28	17.62%
01-11-00-570677	TRAVELING EXPENSE	317.52	1,521.28	-1,203.76	-379.11%	1,712.87	2,843.76	-1,130.89	-66.02%
01-11-00-570960	CASH OVER/SHORT	0.00	65.00	-65.00	0.00%	21.50	65.00	-43.50	-202.33%

Prior-Year Comparative Income Statement with Audit AJE September 2022

For the Period Ending 09/30/2022

		2021-2022	2022-2023	Sept. Variance		2021-2022	2022-2023	YTD Variance	
		Sept. Activity	Sept. Activity	Favorable / (Unfavorable)	Variance %	YTD Activity	YTD Activity	Favorable / (Unfavorable)	Variance %
01-11-00-590017	BOND INTEREST	0.00	0.00	0.00	0.00%	5,300.00	2,750.00	2,550.00	48.11%
01-12-00-510005	SUPT OF PARKS SERVICES	2,385.89	4,363.73	-1,977.84	-82.90%	11,768.11	14,230.30	-2,462.19	-20.92%
01-12-00-510020	PARK SUPERVISOR	3,584.08	5,736.49	-2,152.41	-60.05%	39,959.88	20,793.56	19,166.32	47.96%
01-12-00-510028	GROUNDS SUPERVISOR	3,983.04	6,243.40	-2,260.36	-56.75%	19,660.70	22,713.25	-3,052.55	-15.53%
01-12-00-510035	MAINTENANCE STAFF	37,756.98	55,677.25	-17,920.27	-47.46%	181,531.75	208,864.82	-27,333.07	-15.06%
01-12-00-510046	MANAGER OF NATURAL RESOURCES	1,422.14	2,229.21	-807.07	-56.75%	7,014.52	8,109.78	-1,095.26	-15.61%
01-12-00-510058	PART TIME MAINTENANCE	1,491.23	3,426.16	-1,934.93	-129.75%	36,222.65	49,633.61	-13,410.96	-37.02%
01-12-00-510065	BUILDING CUSTODIAN	2,289.63	3,758.76	-1,469.13	-64.16%	11,786.88	14,287.79	-2,500.91	-21.22%
01-12-00-510694	UNIFORM REIMBURSEMENT	100.00	0.00	100.00	100.00%	660.75	289.99	370.76	56.11%
01-12-00-520141	BUILDING/WOODSCREEK	183.82	276.43	-92.61	-50.38%	308.82	1,018.85	-710.03	-229.92%
01-12-00-520151	BUILDING/BONCOSKY	150.00	337.00	-187.00	-124.67%	1,387.49	2,893.49	-1,506.00	-108.54%
01-12-00-520152	BUILDING/MAIN BEACH	1,338.60	1,155.18	183.42	13.70%	8,959.11	7,611.00	1,348.11	15.05%
01-12-00-520153	BUILDING/GARAGE	931.51	1,166.58	-235.07	-25.24%	3,186.51	3,635.58	-449.07	-14.09%
01-12-00-520154	BUILDING/WEST	8,508.82	1,061.43	7,447.39	87.53%	9,235.22	1,777.18	7,458.04	80.76%
01-12-00-520155	BUILDING/ACRES	1,515.65	513.06	1,002.59	66.15%	1,515.65	513.06	1,002.59	66.15%
01-12-00-520156	BUILDINGS/FARM	873.81	1,542.88	-669.07	-76.57%	10,308.69	17,125.15	-6,816.46	-66.12%
01-12-00-520157	BUILDING/NATURE CENTER	295.82	312.99	-17.17	-5.80%	1,003.82	7,386.07	-6,382.25	-635.80%
01-12-00-520158	BUILDING/SPOERL	1,263.82	12,489.43	-11,225.61	-888.23%	2,305.82	13,736.43	-11,430.61	-495.73%
01-12-00-520159	BUILDING/ADMINISTRATIVE CENTER	4,553.44	1,311.99	3,241.45	71.19%	7,024.10	3,425.82	3,598.28	51.23%
01-12-00-520160	BUILDING/ROTARY	636.61	1,196.52	-559.91	-87.95%	3,344.40	11,585.61	-8,241.21	-246.42%
01-12-00-520161	BUILDING/BEAL'S	183.82	186.43	-2.61	-1.42%	183.82	3,706.43	-3,522.61	-1,916.34%
01-12-00-520164	BUILDING/GRAND OAKS	7,680.38	748.74	6,931.64	90.25%	7,898.62	7,384.05	514.57	6.51%
01-12-00-520171	BUILDING/COLONEL PALMER HOUSE	240.82	243.43	-2.61	-1.08%	563.82	528.43	35.39	6.28%
01-12-00-520173	BUILDING/POLICE HEADQUARTERS	183.82	186.43	-2.61	-1.42%	183.82	186.43	-2.61	-1.42%
01-12-00-520205	GARBAGE DISPOSAL	3,119.68	2,649.56	470.12	15.07%	5,880.51	4,505.95	1,374.56	23.37%
01-12-00-520209	COMMUNICATION	1,314.97	1,260.69	54.28	4.13%	5,032.84	4,838.14	194.70	3.87%
01-12-00-520219	CONTRACTUAL MOWING	0.00	6,615.00	-6,615.00	0.00%	0.00	22,575.00	-22,575.00	0.00%
01-12-00-520221	TREE CARE	14,255.00	8,698.00	5,557.00	38.98%	37,275.99	31,917.00	5,358.99	14.38%
01-12-00-520224	EQUIPMENT RENTAL	465.75	355.00	110.75	23.78%	2,399.00	1,144.12	1,254.88	52.31%
01-12-00-520225	EDUCATION/SEMINARS	0.00	0.00	0.00	0.00%	495.00	453.80	41.20	8.32%
01-12-00-520383	LIGHTING	0.00	0.00	0.00	0.00%	119.91	0.00	119.91	100.00%
01-12-00-520660	VEHICLE/FLEET LEASE	0.00	0.00	0.00	0.00%	0.00	7,429.90	-7,429.90	0.00%
01-12-00-520673	EQUIPMENT REPAIRS	0.00	0.00	0.00	0.00%	3,576.34	1,269.08	2,307.26	64.51%
01-12-00-520675	MOWER REPAIRS	0.00	4,490.31	-4,490.31	0.00%	9,995.87	5,004.88	4,990.99	49.93%
01-12-00-520691	TRUCK REPAIRS	1,382.78	6,442.68	-5,059.90	-365.92%	4,431.05	13,922.16	-9,491.11	-214.20%
01-12-00-520692	AUTO REPAIRS	0.00	7.80	-7.80	0.00%	0.00	20.80	-20.80	0.00%
01-12-00-520694	TRAFFIC SIGNAL MAINT.	0.00	0.00	0.00	0.00%	539.01	539.01	0.00	0.00%
01-12-00-520695	LAKE CONSULTANT/IMPROVEMENTS	11,020.41	24,605.00	-13,584.59	-123.27%	61,524.85	100,995.00	-39,470.15	-64.15%
01-12-00-530107	LAND IMPROVEMENT MATERIALS	5,950.00	0.00	5,950.00	100.00%	9,500.00	12,492.48	-2,992.48	-31.50%
01-12-00-530116	AUTO PARTS & REPAIRS	33.54	41.90	-8.36	-24.93%	227.80	1,240.11	-1,012.31	-444.39%
01-12-00-530227	EXPENDABLE TOOL & SHOP SUPPLY	1,339.37	2,067.36	-727.99	-54.35%	5,853.05	5,975.25	-122.20	-2.09%
01-12-00-530228	MECHANIC TOOLS/SUPPLIES	0.00	229.00	-229.00	0.00%	529.96	1,078.46	-548.50	-103.50%

Prior-Year Comparative Income Statement with Audit AJE September 2022

For the Period Ending 09/30/2022

		2021-2022	2022-2023	Sept. Variance		2021-2022	2022-2023	YTD Variance	
		Sept. Activity	Sept. Activity	Favorable / (Unfavorable)	Variance %	YTD Activity	YTD Activity	Favorable / (Unfavorable)	Variance %
01-12-00-530260	GAS & DIESEL FUEL	0.00	1,279.63	-1,279.63	0.00%	31,116.43	40,309.70	-9,193.27	-29.54%
01-12-00-530317	LUBRICANTS & MOTOR OIL	190.50	0.00	190.50	100.00%	498.11	1,178.15	-680.04	-136.52%
01-12-00-530318	SAFETY EQUIPMENT	1,266.78	35.01	1,231.77	97.24%	7,369.78	4,951.43	2,418.35	32.81%
01-12-00-530335	STATE INSPECTION & LICENSING	201.00	87.00	114.00	56.72%	582.00	422.00	160.00	27.49%
01-12-00-530353	CUSTODIAL SUPPLIES	625.57	441.71	183.86	29.39%	4,875.23	4,987.41	-112.18	-2.30%
01-12-00-530425	COFFEE	9.95	0.00	9.95	100.00%	9.95	0.00	9.95	100.00%
01-12-00-530553	OFFICE SUPPLIES	510.61	738.57	-227.96	-44.64%	1,761.08	1,083.41	677.67	38.48%
01-12-00-530620	HOLIDAY DECORATIONS	91.36	78.09	13.27	14.52%	91.36	78.09	13.27	14.52%
01-12-00-530630	PARK SIGNAGE	1,808.04	620.00	1,188.04	65.71%	2,959.77	7,446.29	-4,486.52	-151.58%
01-12-00-530665	TIRES & TUBES	0.00	920.21	-920.21	0.00%	0.00	1,442.50	-1,442.50	0.00%
01-12-00-530667	ELECTRIC/LIGHTING SUPPLIES	29.98	82.95	-52.97	-176.68%	2,500.75	1,269.65	1,231.10	49.23%
01-12-00-530668	PAINT SUPPLIES	226.00	359.50	-133.50	-59.07%	1,338.23	772.89	565.34	42.25%
01-12-00-530669	SIGN MATERIALS	8.99	0.00	8.99	100.00%	873.11	2,043.53	-1,170.42	-134.05%
01-12-00-530670	PICNIC TABLE REPAIR MATERIALS	39.14	368.49	-329.35	-841.47%	1,566.98	1,929.95	-362.97	-23.16%
01-12-00-530672	FASTENERS	57.70	197.27	-139.57	-241.89%	733.94	389.56	344.38	46.92%
01-12-00-530673	EQUIPMENT REPAIR PARTS	96.36	625.67	-529.31	-549.30%	1,578.82	2,340.82	-762.00	-48.26%
01-12-00-530674	BOAT EQUIPMENT/SERVICE/REPAIRS	0.00	14.99	-14.99	0.00%	1,227.46	14.99	1,212.47	98.78%
01-12-00-530675	MOWER REPAIR PARTS	638.92	1,423.69	-784.77	-122.83%	5,357.18	4,880.79	476.39	8.89%
01-12-00-530691	TRUCK REPAIR PARTS	321.36	251.51	69.85	21.74%	2,370.00	1,011.26	1,358.74	57.33%
01-12-00-530693	RADIOS/COMMUNICATION EQUIP.	0.00	0.00	0.00	0.00%	39.88	0.00	39.88	100.00%
01-12-00-530694	UNIFORMS	356.92	0.00	356.92	100.00%	356.92	4,631.63	-4,274.71	-1,197.67%
01-12-00-530695	SEED/FERTILIZER	1,665.00	0.00	1,665.00	100.00%	4,119.56	812.50	3,307.06	80.28%
01-12-00-530696	FERTILIZER/WEED CONTROL	995.52	4,000.00	-3,004.48	-301.80%	6,566.32	13,266.81	-6,700.49	-102.04%
01-12-00-530697	IRRIGATION REPAIRS	303.48	0.00	303.48	100.00%	3,533.87	31,586.09	-28,052.22	-793.81%
01-12-00-550106	BUILDING/STERNES	45.14	234.23	-189.09	-418.90%	74.44	468.46	-394.02	-529.31%
01-12-00-550151	BUILDING/WOODSCREEK	230.37	87.38	142.99	62.07%	649.06	185.10	463.96	71.48%
01-12-00-550152	BUILDING/MAIN BEACH	14.58	1,712.86	-1,698.28	-11,648.01%	12,720.47	6,962.37	5,758.10	45.27%
01-12-00-550153	BUILDING/GARAGE	234.79	3,979.20	-3,744.41	-1,594.79%	398.66	6,786.53	-6,387.87	-1,602.34%
01-12-00-550154	BUILDING/WEST	374.89	382.52	-7.63	-2.04%	1,166.30	1,585.39	-419.09	-35.93%
01-12-00-550155	BUILDING/V.A.	367.56	211.34	156.22	42.50%	13,065.81	1,185.77	11,880.04	90.92%
01-12-00-550156	BUILDING/FARM	115.00	202.36	-87.36	-75.97%	244.09	683.80	-439.71	-180.14%
01-12-00-550157	BUILDING/NATURE CENTER	577.53	263.50	314.03	54.37%	835.66	794.69	40.97	4.90%
01-12-00-550158	BUILDING/SPOERL	0.00	0.00	0.00	0.00%	40.20	29.97	10.23	25.45%
01-12-00-550159	BUILDING/ADMINISTRATIVE CENTER	41.92	0.00	41.92	100.00%	140.67	1,243.72	-1,103.05	-784.14%
01-12-00-550160	BUILDING/ROTARY	173.79	0.00	173.79	100.00%	578.60	947.38	-368.78	-63.74%
01-12-00-550161	GROUNDS/BEAL'S	129.36	7.23	122.13	94.41%	2,037.10	22.13	2,014.97	98.91%
01-12-00-550164	BUILDING/GRAND OAKS	368.25	114.07	254.18	69.02%	755.10	151.11	603.99	79.99%
01-12-00-550170	BUILDING/LIPPOLD STORAGE COMP.	0.00	89.50	-89.50	0.00%	278.97	674.48	-395.51	-141.78%
01-12-00-550171	BUILDING/PALMER HOUSE	0.00	0.00	0.00	0.00%	153.66	804.88	-651.22	-423.81%
01-12-00-550172	BUILDING/BONCOSKY COMPLEX	79.66	178.45	-98.79	-124.01%	528.75	-1,088.28	1,617.03	305.82%
01-12-00-550176	BUILDING/SHAMROCK HILLS	91.79	64.90	26.89	29.30%	363.91	617.80	-253.89	-69.77%
01-12-00-550556	GROUNDS/MAIN	250.50	10,690.00	-10,439.50	-4,167.47%	5,667.98	18,795.09	-13,127.11	-231.60%

Prior-Year Comparative Income Statement with Audit AJE September 2022

For the Period Ending 09/30/2022

		2021-2022	2022-2023	Sept. Variance		2021-2022	2022-2023	YTD Variance	
		Sept. Activity	Sept. Activity	Favorable / (Unfavorable)	Variance %	YTD Activity	YTD Activity	Favorable / (Unfavorable)	Variance %
01-12-00-550557	GROUNDS/WEST	353.71	0.00	353.71	100.00%	1,954.15	1,796.32	157.83	8.08%
01-12-00-550558	GROUNDS/V.A.	609.34	0.00	609.34	100.00%	3,170.33	7,734.73	-4,564.40	-143.97%
01-12-00-550559	NEIGHBORHOOD PARKS--NORTH	533.28	891.54	-358.26	-67.18%	11,884.99	4,657.66	7,227.33	60.81%
01-12-00-550560	GROUNDS/FARM	0.00	0.00	0.00	0.00%	297.73	2,582.35	-2,284.62	-767.35%
01-12-00-550566	GROUNDS/STERNES	215.00	0.00	215.00	100.00%	215.00	1,750.00	-1,535.00	-713.95%
01-12-00-550571	GROUNDS/LIPPOLD	1,306.12	6,918.24	-5,612.12	-429.68%	5,085.32	19,444.23	-14,358.91	-282.36%
01-12-00-550573	GROUNDS/SUND BALLFIELD COMPLEX	0.00	0.00	0.00	0.00%	60.94	0.00	60.94	100.00%
01-12-00-550574	GROUNDS/SOCCER FIELDS	55.81	0.00	55.81	100.00%	590.14	3,954.52	-3,364.38	-570.10%
01-12-00-550661	GROUNDS/SPOERL	0.00	0.00	0.00	0.00%	0.00	551.90	-551.90	0.00%
01-12-00-550664	NEIGHBORHOOD PARKS--SOUTH	356.43	2,461.79	-2,105.36	-590.68%	9,854.11	8,289.09	1,565.02	15.88%
01-12-00-550665	GROUNDS/FETZNER	1,692.52	0.00	1,692.52	100.00%	3,717.49	808.50	2,908.99	78.25%
01-12-00-550666	GROUNDS/FOUR COLONIES	125.00	17.76	107.24	85.79%	671.75	518.76	152.99	22.77%
01-12-00-550667	GROUNDS/WOODSCREEK	529.90	0.00	529.90	100.00%	3,219.59	608.55	2,611.04	81.10%
01-12-00-550668	GROUNDS/SAM JOHNS	0.00	0.00	0.00	0.00%	115.84	0.00	115.84	100.00%
01-12-00-550669	GROUNDS/FEINBERG	0.00	0.00	0.00	0.00%	38.70	219.94	-181.24	-468.32%
01-12-00-550670	GROUNDS/KEN BIRD	125.00	0.00	125.00	100.00%	136.84	364.58	-227.74	-166.43%
01-12-00-550671	GROUNDS/PALMER HOUSE	0.00	0.00	0.00	0.00%	855.73	1,773.14	-917.41	-107.21%
01-12-00-550672	GROUNDS/WILLOWS EDGE	0.00	0.00	0.00	0.00%	0.00	539.50	-539.50	0.00%
01-12-00-550674	GROUNDS/GRAND OAKS	0.00	0.00	0.00	0.00%	471.91	479.36	-7.45	-1.58%
01-12-00-550676	GROUNDS/SHAMROCK HILLS	834.00	303.00	531.00	63.67%	1,378.12	591.00	787.12	57.12%
01-12-00-570024	MEMORIALS	7,657.00	4,740.00	2,917.00	38.10%	10,020.47	19,455.00	-9,434.53	-94.15%
01-12-00-570030	EQUIPMENT PURCHASE	3,530.33	0.00	3,530.33	100.00%	24,296.73	67,522.34	-43,225.61	-177.91%
01-12-00-570060	LAKE STOCK	0.00	0.00	0.00	0.00%	0.00	3,997.50	-3,997.50	0.00%
01-12-00-570800	VANDALISM REPAIR	0.00	0.00	0.00	0.00%	185.44	237.25	-51.81	-27.94%
01-13-00-570029	NEIGHBORHOOD PARK IMPROVEMENT	33,296.98	0.00	33,296.98	100.00%	155,933.40	16,096.00	139,837.40	89.68%
01-14-00-510008	CLERICAL-PART TIME	709.36	1,144.23	-434.87	-61.30%	3,393.62	4,054.63	-661.01	-19.48%
01-14-00-510074	PARK POLICE CHIEF	2,192.32	3,446.31	-1,253.99	-57.20%	14,282.74	12,531.25	1,751.49	12.26%
01-14-00-510075	P.T. POLICE	3,777.79	5,809.99	-2,032.20	-53.79%	24,912.68	24,025.60	887.08	3.56%
01-14-00-510076	F.T. POLICE	0.00	2,650.41	-2,650.41	0.00%	0.00	6,422.47	-6,422.47	0.00%
01-14-00-520209	COMMUNICATION	844.13	198.12	646.01	76.53%	1,141.73	976.51	165.22	14.47%
01-14-00-520225	EDUCATION/SEMINARS	0.00	1,979.08	-1,979.08	0.00%	89.00	1,979.08	-1,890.08	-2,123.69%
01-14-00-520227	PHYSICAL EXAMINATIONS	135.00	0.00	135.00	100.00%	135.00	270.00	-135.00	-100.00%
01-14-00-520290	DISPATCH FEE	0.00	0.00	0.00	0.00%	11,801.60	12,182.52	-380.92	-3.23%
01-14-00-530553	OFFICE SUPPLIES	45.46	33.83	11.63	25.58%	442.38	458.14	-15.76	-3.56%
01-14-00-550601	MISCELLANEOUS SUPPLIES	0.00	0.00	0.00	0.00%	28.98	82.19	-53.21	-183.61%
01-14-00-550602	UNIFORMS	406.90	120.95	285.95	70.28%	902.30	1,185.59	-283.29	-31.40%
01-14-00-550603	MEMBERSHIP & TRAINING	40.00	732.89	-692.89	-1,732.23%	465.00	1,682.89	-1,217.89	-261.91%
01-14-00-550605	COMMUNICATION EQUIPMENT	180.00	180.00	0.00	0.00%	720.00	900.00	-180.00	-25.00%
01-14-00-560604	COMMUNICATION EQUIPMENT REPAIR	0.00	105.95	-105.95	0.00%	0.00	105.95	-105.95	0.00%
01-14-00-570030	EQUIPMENT PURCHASE	0.00	0.00	0.00	0.00%	1,281.85	18.96	1,262.89	98.52%
01-23-00-510048	PART-TIME STAFF	1,483.31	1,957.50	-474.19	-31.97%	4,237.63	8,027.23	-3,789.60	-89.43%
01-23-00-510051	BEER SALES	191.63	123.13	68.50	35.75%	286.44	424.01	-137.57	-48.03%

Prior-Year Comparative Income Statement with Audit AJE September 2022

For the Period Ending 09/30/2022

		2021-2022	2022-2023	Sept. Variance		2021-2022	2022-2023	YTD Variance	
		Sept. Activity	Sept. Activity	Favorable / (Unfavorable)	Variance %	YTD Activity	YTD Activity	Favorable / (Unfavorable)	Variance %
01-23-00-510058	PART TIME MAINTENANCE	0.00	489.00	-489.00	0.00%	0.00	8,595.15	-8,595.15	0.00%
01-23-00-520238	LICENSES	0.00	0.00	0.00	0.00%	782.88	750.00	32.88	4.20%
01-23-00-520260	LINEN EXPENSE	879.37	2,510.43	-1,631.06	-185.48%	4,475.29	7,319.72	-2,844.43	-63.56%
01-23-00-570028	FURNITURE/FIXTURES	0.00	0.00	0.00	0.00%	0.00	562.78	-562.78	0.00%
	Expense Total:	287,220.64	363,316.73	-76,096.09	-26.49%	1,460,092.81	1,723,314.55	-263,221.74	-18.03%
	Fund 01 Surplus (Deficit):	1,157,422.55	1,189,958.68	32,536.13	2.81%	2,107,028.70	1,992,324.41	-114,704.29	-5.44%

Fund: 02 - RECREATION

Revenue

02-11-00-410003	PROPERTY TAX	715,258.29	757,503.96	42,245.67	5.91%	1,713,454.21	1,739,300.06	25,845.85	1.51%
02-11-00-440014	INTEREST--MM/ILLINOIS FUNDS	31.92	0.00	-31.92	-100.00%	326.11	8,948.27	8,622.16	2,643.94%
02-11-00-440019	INVESTMENT INTEREST - CD'S	0.00	0.00	0.00	0.00%	511.76	222.10	-289.66	-56.60%
02-11-00-440021	REIMBURSEMENT	219.26	145.48	-73.78	-33.65%	353.04	432.21	79.17	22.43%
02-11-00-440037	BROCHURE ADVERTISING REVENUE	544.45	883.33	338.88	62.24%	2,492.95	4,609.43	2,116.48	84.90%
02-62-00-430207	CONTRACTUAL DANCE CLASSES	200.40	101.52	-98.88	-49.34%	1,170.29	1,642.92	472.63	40.39%
02-62-00-430209	ADULT FITNESS	2,816.69	3,117.21	300.52	10.67%	15,512.49	16,668.17	1,155.68	7.45%
02-62-00-430328	SENIOR FITNESS	195.73	253.24	57.51	29.38%	1,284.72	3,176.01	1,891.29	147.21%
02-63-00-430068	BABYSITTING TRAINING	0.00	0.00	0.00	0.00%	1,325.00	2,260.00	935.00	70.57%
02-63-00-430133	EDUCATION/PRE-SCHOOL	15,615.52	17,345.76	1,730.24	11.08%	35,467.65	44,714.89	9,247.24	26.07%
02-63-00-430186	CAMP/YOUNG EXPLORERS	4,188.17	4,229.00	40.83	0.97%	362,160.44	460,653.25	98,492.81	27.20%
02-63-00-430187	E.T. CAMP	1,755.83	3,406.80	1,650.97	94.03%	54,632.72	101,486.48	46,853.76	85.76%
02-63-00-430188	JR HIGH & TEEN CAMPS	104.00	1,555.20	1,451.20	1,395.38%	72,671.82	126,515.97	53,844.15	74.09%
02-63-00-430214	KID ROCK	584.00	851.50	267.50	45.80%	1,682.01	5,014.94	3,332.93	198.15%
02-63-00-430217	KIDS FITNESS CLASSES	119.00	106.50	-12.50	-10.50%	299.00	223.50	-75.50	-25.25%
02-63-00-430220	EXTENDED TIME	112,238.74	126,731.77	14,493.03	12.91%	146,377.37	154,926.52	8,549.15	5.84%
02-63-00-430245	GYMNASTICS	2,339.23	3,716.70	1,377.47	58.89%	16,896.25	21,903.94	5,007.69	29.64%
02-63-00-430276	JR. LEADERS	0.00	0.00	0.00	0.00%	13,895.00	12,461.00	-1,434.00	-10.32%
02-63-00-430287	YOUTH SPECIALTY CLASSES	0.00	780.00	780.00	0.00%	3,270.48	7,858.33	4,587.85	140.28%
02-63-00-430329	LITTLE CHEFS/TOT COOKING	0.00	0.00	0.00	0.00%	0.00	1,928.00	1,928.00	0.00%
02-63-20-430056	GIRLS ASBB	1,350.30	1,261.68	-88.62	-6.56%	1,350.30	1,261.68	-88.62	-6.56%
02-63-20-430094	YOUTH ATHLETICS	8,280.15	10,092.39	1,812.24	21.89%	52,306.05	77,056.31	24,750.26	47.32%
02-63-20-430108	VOLLEYBALL	0.00	1,064.25	1,064.25	0.00%	10,661.42	7,767.00	-2,894.42	-27.15%
02-63-20-430420	SKYHAWKS CAMPS	0.00	0.00	0.00	0.00%	0.00	10,142.00	10,142.00	0.00%
02-63-20-430423	SKILLS FIRST SOCCER	-4,568.00	0.00	4,568.00	100.00%	0.00	-130.00	-130.00	0.00%
02-64-00-430205	ADULT/YOUTH DANCE	3,665.53	3,580.00	-85.53	-2.33%	32,235.28	47,657.34	15,422.06	47.84%
02-64-00-430265	GARDEN PLOTS	338.72	366.38	27.66	8.17%	1,741.07	1,963.56	222.49	12.78%
02-64-00-430270	WAGON RIDES	230.00	345.00	115.00	50.00%	230.00	345.00	115.00	50.00%
02-64-00-430282	SHOTOKAN	2,011.70	2,269.17	257.47	12.80%	9,752.40	11,040.77	1,288.37	13.21%
02-64-00-430283	HAPKIDO	470.68	615.26	144.58	30.72%	1,494.25	3,286.67	1,792.42	119.95%
02-64-00-430284	ART CLASSES	118.00	1,206.00	1,088.00	922.03%	148.00	2,701.00	2,553.00	1,725.00%
02-64-00-430383	THEATER/VOICE	1,251.46	902.92	-348.54	-27.85%	10,481.94	2,377.19	-8,104.75	-77.32%
02-65-00-430466	SENIOR TRIPS	712.80	2,993.00	2,280.20	319.89%	2,910.30	10,761.70	7,851.40	269.78%

Prior-Year Comparative Income Statement with Audit AJE September 2022

For the Period Ending 09/30/2022

		2021-2022	2022-2023	Sept. Variance		2021-2022	2022-2023	YTD Variance	
		Sept. Activity	Sept. Activity	Favorable / (Unfavorable)	Variance %	YTD Activity	YTD Activity	Favorable / (Unfavorable)	Variance %
02-65-00-430469	MISC. SENIOR PROGRAMS	596.31	634.00	37.69	6.32%	2,271.75	2,789.02	517.27	22.77%
02-66-00-430128	SEASONAL SPECIAL EVENTS	135.62	1,135.90	1,000.28	737.56%	691.65	1,707.75	1,016.10	146.91%
02-66-00-430129	SUMMER MOVIES IN THE PARK	0.00	0.00	0.00	0.00%	23,540.00	1,700.00	-21,840.00	-92.78%
02-66-00-430370	SUMMER CONCERT SERIES	0.00	41.10	41.10	0.00%	12,900.00	4,984.61	-7,915.39	-61.36%
02-68-00-430356	SPRING SOFTBALL	0.00	0.00	0.00	0.00%	7,957.00	14,233.44	6,276.44	78.88%
02-68-00-430357	SUMMER SOFTBALL	-61.50	66.00	127.50	207.32%	53,308.00	51,932.67	-1,375.33	-2.58%
02-68-00-430363	SOFTBALL/FALL LEAGUE	14,071.29	14,316.67	245.38	1.74%	14,071.29	15,505.62	1,434.33	10.19%
02-68-00-430400	DOG PARK	953.44	1,267.12	313.68	32.90%	3,144.79	6,400.32	3,255.53	103.52%
02-68-00-440046	FIELD RENTAL	7,975.00	8,173.75	198.75	2.49%	53,210.50	71,491.25	18,280.75	34.36%
02-68-00-440404	BATTING CAGES	1,360.00	1,727.00	367.00	26.99%	7,324.00	9,750.00	2,426.00	33.12%
	Revenue Total:	895,102.73	972,785.56	77,682.83	8.68%	2,745,513.30	3,071,670.89	326,157.59	11.88%
Expense									
02-11-00-510001	DIRECTOR	6,164.18	9,523.73	-3,359.55	-54.50%	31,790.66	34,874.06	-3,083.40	-9.70%
02-11-00-510002	SUPT OF BUSINESS SERVICES	3,644.62	5,658.27	-2,013.65	-55.25%	18,010.77	20,619.43	-2,608.66	-14.48%
02-11-00-510003	SUPT OF REC PROGRAMS & FACILITIES	4,045.98	6,307.91	-2,261.93	-55.91%	19,956.27	22,969.69	-3,013.42	-15.10%
02-11-00-510004	SUPT OF FACILITY SERVICES	2,701.53	4,252.86	-1,551.33	-57.42%	13,307.32	15,460.09	-2,152.77	-16.18%
02-11-00-510005	SUPT OF PARKS SERVICES	2,385.89	4,363.73	-1,977.84	-82.90%	11,768.11	14,230.30	-2,462.19	-20.92%
02-11-00-510007	OFFICE STAFF	4,077.98	6,430.05	-2,352.07	-57.68%	20,365.20	23,383.10	-3,017.90	-14.82%
02-11-00-510009	RECREATIONAL SUPERVISORS	13,101.32	26,493.60	-13,392.28	-102.22%	64,877.56	96,043.64	-31,166.08	-48.04%
02-11-00-510015	PUBLIC RELATIONS COORDINATOR	3,114.04	5,694.77	-2,580.73	-82.87%	16,138.13	18,571.32	-2,433.19	-15.08%
02-11-00-510018	BOOKKEEPERS	3,233.93	8,065.45	-4,831.52	-149.40%	22,205.31	30,167.42	-7,962.11	-35.86%
02-11-00-510035	MAINTENANCE STAFF	21,575.52	31,058.48	-9,482.96	-43.95%	103,732.83	117,283.12	-13,550.29	-13.06%
02-11-00-510041	DIRECTOR OF PARK DEVELOPMENT	1,743.68	2,596.15	-852.47	-48.89%	8,614.73	12,639.33	-4,024.60	-46.72%
02-11-00-510057	PART TIME RECREATION	87.26	0.00	87.26	100.00%	3,808.84	0.00	3,808.84	100.00%
02-11-00-510058	PART TIME MAINTENANCE	657.15	1,509.85	-852.70	-129.76%	15,962.53	21,872.55	-5,910.02	-37.02%
02-11-00-510063	MARKETING COORDINATOR	5,283.60	6,658.70	-1,375.10	-26.03%	22,194.17	25,492.27	-3,298.10	-14.86%
02-11-00-510065	BUILDING CUSTODIAN	3,498.10	5,742.50	-2,244.40	-64.16%	18,007.79	21,828.34	-3,820.55	-21.22%
02-11-00-510070	HUMAN RESOURCE MANAGER	1,644.10	2,588.18	-944.08	-57.42%	8,098.58	9,408.64	-1,310.06	-16.18%
02-11-00-510405	FICA/MEDICARE	1,514.31	2,678.22	-1,163.91	-76.86%	27,501.40	45,091.38	-17,589.98	-63.96%
02-11-00-520201	SCHOLARSHIP	0.00	187.40	-187.40	0.00%	0.00	52.30	-52.30	0.00%
02-11-00-520205	GARBAGE DISPOSAL	0.00	134.53	-134.53	0.00%	1,395.86	536.31	859.55	61.58%
02-11-00-520206	ELECTRICITY	3,132.12	952.14	2,179.98	69.60%	12,911.14	9,882.95	3,028.19	23.45%
02-11-00-520207	HEAT	310.14	440.30	-130.16	-41.97%	1,873.90	3,210.19	-1,336.29	-71.31%
02-11-00-520208	WATER/SEWER	7,605.96	7,027.33	578.63	7.61%	15,769.16	17,282.72	-1,513.56	-9.60%
02-11-00-520209	COMMUNICATION	3,956.07	3,422.82	533.25	13.48%	13,957.19	13,593.92	363.27	2.60%
02-11-00-520211	COUPONS RECREATION	125.00	20.00	105.00	84.00%	225.00	125.00	100.00	44.44%
02-11-00-520213	COMPUTER/SOFTWARE EXPENSES	0.00	0.00	0.00	0.00%	21,798.24	29,732.97	-7,934.73	-36.40%
02-11-00-520215	MAINTENANCE AGREEMENTS	600.98	159.60	441.38	73.44%	3,468.25	2,917.25	551.00	15.89%
02-11-00-520216	OFFICE EQUIPMENT LEASE	0.00	192.36	-192.36	0.00%	215.29	480.90	-265.61	-123.37%
02-11-00-520217	SECURITY SYSTEM	0.00	915.23	-915.23	0.00%	1,826.13	2,513.63	-687.50	-37.65%
02-11-00-520220	LEGAL FEES	0.00	0.00	0.00	0.00%	1,006.87	1,068.76	-61.89	-6.15%
02-11-00-520222	SUBSCRIPTIONS	0.00	0.00	0.00	0.00%	11.94	0.00	11.94	100.00%

Prior-Year Comparative Income Statement with Audit AJE September 2022

For the Period Ending 09/30/2022

		2021-2022	2022-2023	Sept. Variance		2021-2022	2022-2023	YTD Variance	
		Sept. Activity	Sept. Activity	Favorable / (Unfavorable)	Variance %	YTD Activity	YTD Activity	Favorable / (Unfavorable)	Variance %
02-11-00-520223	DUES	0.00	35.00	-35.00	0.00%	2,232.00	2,337.00	-105.00	-4.70%
02-11-00-520250	MISCELLANEOUS	50.00	0.00	50.00	100.00%	835.43	190.00	645.43	77.26%
02-11-00-520255	MISCELLANEOUS BANK CHARGES	3,545.83	4,729.54	-1,183.71	-33.38%	22,996.00	32,971.33	-9,975.33	-43.38%
02-11-00-520265	IT SERVICE	1,508.00	0.00	1,508.00	100.00%	7,232.00	5,724.00	1,508.00	20.85%
02-11-00-520337	UNEMPLOYMENT BENEFITS	18.13	0.00	18.13	100.00%	1,773.82	0.00	1,773.82	100.00%
02-11-00-520574	POSTAGE	577.20	5,228.91	-4,651.71	-805.91%	4,322.20	10,668.91	-6,346.71	-146.84%
02-11-00-530250	MISCELLANEOUS	207.50	0.00	207.50	100.00%	540.00	0.00	540.00	100.00%
02-11-00-530260	GAS & DIESEL FUEL	0.00	0.00	0.00	0.00%	0.00	1,299.18	-1,299.18	0.00%
02-11-00-530318	SAFETY EQUIPMENT	0.00	0.00	0.00	0.00%	1,569.23	4,237.21	-2,667.98	-170.02%
02-11-00-530353	CUSTODIAL SUPPLIES	1,370.33	1,007.09	363.24	26.51%	9,939.57	11,351.19	-1,411.62	-14.20%
02-11-00-530360	PUBLIC INFORMATION SUPPLIES	3,949.22	3,021.09	928.13	23.50%	9,685.42	13,097.57	-3,412.15	-35.23%
02-11-00-530365	ADVERTISING	602.60	495.00	107.60	17.86%	2,969.33	3,068.94	-99.61	-3.35%
02-11-00-530395	PRINTING	1,149.76	2,424.74	-1,274.98	-110.89%	4,611.24	40,643.54	-36,032.30	-781.40%
02-11-00-530425	COFFEE	0.00	20.94	-20.94	0.00%	151.79	196.52	-44.73	-29.47%
02-11-00-530553	OFFICE SUPPLIES	444.59	1,109.11	-664.52	-149.47%	3,988.45	3,880.70	107.75	2.70%
02-11-00-530563	COMPUTERS	240.50	7,242.00	-7,001.50	-2,911.23%	551.73	8,416.02	-7,864.29	-1,425.39%
02-11-00-530694	UNIFORMS	32.99	0.00	32.99	100.00%	32.99	1,218.43	-1,185.44	-3,593.33%
02-11-00-540507	INSURANCE/HEALTH	18,052.09	14,802.54	3,249.55	18.00%	105,150.50	116,195.15	-11,044.65	-10.50%
02-11-00-570028	FURNITURE/FIXTURES	844.22	527.49	316.73	37.52%	1,037.21	12,845.92	-11,808.71	-1,138.51%
02-11-00-570250	MISCELLANEOUS	12.50	281.35	-268.85	-2,150.80%	1,125.77	1,982.11	-856.34	-76.07%
02-11-00-570574	DONATIONS	115.00	0.00	115.00	100.00%	165.00	105.00	60.00	36.36%
02-11-00-570676	MEETINGS/CONFERENCES	124.34	703.00	-578.66	-465.39%	578.98	1,320.25	-741.27	-128.03%
02-11-00-570677	TRAVELING EXPENSE	116.26	109.38	6.88	5.92%	514.72	1,596.65	-1,081.93	-210.20%
02-11-00-570960	CASH OVER/SHORT	0.00	0.00	0.00	0.00%	-3.00	-2.00	-1.00	-33.33%
02-14-00-510008	CLERICAL-PART TIME	709.36	1,144.23	-434.87	-61.30%	3,393.62	4,054.63	-661.01	-19.48%
02-14-00-510074	PARK POLICE CHIEF	2,192.32	3,446.31	-1,253.99	-57.20%	14,282.74	12,531.25	1,751.49	12.26%
02-14-00-510075	P.T. POLICE	3,777.79	5,809.99	-2,032.20	-53.79%	24,912.68	24,025.60	887.08	3.56%
02-14-00-510076	F.T. POLICE	0.00	2,650.41	-2,650.41	0.00%	0.00	6,422.47	-6,422.47	0.00%
02-62-00-501209	ADULT FITNESS SALARIES & WAGES	1,490.75	3,191.77	-1,701.02	-114.10%	10,213.60	12,356.00	-2,142.40	-20.98%
02-62-00-501328	SENIOR FITNESS SALARIES & WAGES	357.50	760.75	-403.25	-112.80%	1,461.54	2,893.75	-1,432.21	-97.99%
02-62-00-502207	CONTRACTUAL DANCE CLASSES CONTR...	0.00	0.00	0.00	0.00%	0.00	926.50	-926.50	0.00%
02-62-00-502209	ADULT FITNESS CONTRACTUAL SVCS	0.00	0.00	0.00	0.00%	98.00	0.00	98.00	100.00%
02-62-00-503209	ADULT FITNESS COMMODITIES	397.94	75.51	322.43	81.02%	411.92	260.08	151.84	36.86%
02-62-00-503328	SENIOR FITNESS COMMODITIES	0.00	53.59	-53.59	0.00%	0.00	75.17	-75.17	0.00%
02-62-20-502430	ADULT VOLLEYBALL CONTRACTUAL SVCS	0.00	0.00	0.00	0.00%	599.00	0.00	599.00	100.00%
02-63-00-501068	BABYSITTING TRAINING SALARIES & W...	0.00	0.00	0.00	0.00%	80.00	151.25	-71.25	-89.06%
02-63-00-501133	EDUCATION/PRE-SCHOOL SALARIES & ...	7,009.26	11,664.26	-4,655.00	-66.41%	23,547.90	32,993.55	-9,445.65	-40.11%
02-63-00-501186	CAMP/YOUNG EXPLORERS SALARIES &...	564.76	1,085.52	-520.76	-92.21%	168,297.13	308,615.95	-140,318.82	-83.38%
02-63-00-501187	E.T. CAMP SALARIES & WAGES	0.00	0.00	0.00	0.00%	33,973.65	49,161.64	-15,187.99	-44.71%
02-63-00-501188	JR HIGH & TEEN CAMPS SALARIES & W...	100.56	0.00	100.56	100.00%	33,744.54	75,926.96	-42,182.42	-125.01%
02-63-00-501217	KIDS FITNESS CLASSES SALARIES & WAG...	11.00	24.50	-13.50	-122.73%	693.50	658.00	35.50	5.12%
02-63-00-501220	EXTENDED TIME SALARIES & WAGES	41,108.03	74,518.01	-33,409.98	-81.27%	112,171.95	160,671.61	-48,499.66	-43.24%

Prior-Year Comparative Income Statement with Audit AJE September 2022

For the Period Ending 09/30/2022

		2021-2022	2022-2023	Sept. Variance		2021-2022	2022-2023	YTD Variance	
		Sept. Activity	Sept. Activity	Favorable / (Unfavorable)	Variance %	YTD Activity	YTD Activity	Favorable / (Unfavorable)	Variance %
02-63-00-502133	EDUCATION/PRE-SCHOOL CONTRACTU...	1,305.56	1,188.85	116.71	8.94%	4,237.17	5,596.24	-1,359.07	-32.07%
02-63-00-502186	CAMP/YOUNG EXPLORERS CONTRACTU...	1,120.31	5,212.91	-4,092.60	-365.31%	21,198.48	53,452.26	-32,253.78	-152.15%
02-63-00-502187	E.T. CAMP CONTRACTUAL SVCS	884.05	3,082.35	-2,198.30	-248.66%	6,744.70	10,751.18	-4,006.48	-59.40%
02-63-00-502188	JR HIGH & TEEN CAMPS CONTRACTUAL ...	477.94	2,028.97	-1,551.03	-324.52%	8,456.61	19,385.74	-10,929.13	-129.24%
02-63-00-502214	KID ROCK CONTRACTUAL SVCS	160.00	0.00	160.00	100.00%	904.00	3,587.00	-2,683.00	-296.79%
02-63-00-502220	EXTENDED TIME CONTRACTUAL SVCS	16,609.31	13,476.38	3,132.93	18.86%	43,559.95	75,485.68	-31,925.73	-73.29%
02-63-00-502245	GYMNASTICS CONTRACTUAL SVCS	0.00	2,589.30	-2,589.30	0.00%	8,795.68	8,343.30	452.38	5.14%
02-63-00-502276	JR. LEADERS CONTRACTUAL SVCS	2,000.00	797.00	1,203.00	60.15%	4,423.68	9,699.82	-5,276.14	-119.27%
02-63-00-502287	YOUTH SPECIALTY CLASSES CONTRACT...	69.00	0.00	69.00	100.00%	2,591.00	5,237.35	-2,646.35	-102.14%
02-63-00-502329	LITTLE CHEFS/TOT COOKING CONTRAC...	0.00	0.00	0.00	0.00%	0.00	1,584.00	-1,584.00	0.00%
02-63-00-503068	BABYSITTING TRAINING COMMODITIES	27.00	0.00	27.00	100.00%	265.00	0.00	265.00	100.00%
02-63-00-503133	EDUCATION/PRE-SCHOOL COMMODITI...	177.72	454.60	-276.88	-155.80%	3,288.21	5,123.23	-1,835.02	-55.81%
02-63-00-503166	RAMBLING TOT COMMODITIES	0.00	0.00	0.00	0.00%	0.00	130.00	-130.00	0.00%
02-63-00-503186	CAMP/YOUNG EXPLORERS COMMODITI...	106.12	-6.63	112.75	106.25%	8,588.94	14,660.87	-6,071.93	-70.69%
02-63-00-503187	E.T. CAMP COMMODITIES	53.28	433.79	-380.51	-714.17%	1,989.76	3,341.82	-1,352.06	-67.95%
02-63-00-503188	JR HIGH & TEEN CAMPS COMMODITIES	0.00	0.00	0.00	0.00%	2,111.05	4,307.97	-2,196.92	-104.07%
02-63-00-503220	EXTENDED TIME COMMODITIES	3,990.91	3,673.58	317.33	7.95%	8,325.88	11,108.56	-2,782.68	-33.42%
02-63-00-503276	JR. LEADERS COMMODITIES	0.00	0.00	0.00	0.00%	608.00	0.00	608.00	100.00%
02-63-00-503287	YOUTH SPECIALTY CLASSES COMMODIT...	0.00	0.00	0.00	0.00%	0.00	10.79	-10.79	0.00%
02-63-20-502094	YOUTH ATHLETICS CONTRACTUAL SVCS	10,952.90	0.00	10,952.90	100.00%	34,070.40	33,304.67	765.73	2.25%
02-63-20-502108	VOLLEYBALL CONTRACTUAL SVCS	0.00	0.00	0.00	0.00%	6,083.00	4,313.92	1,769.08	29.08%
02-63-20-502420	SKYHAWKS CAMPS CONTRACTUAL SVCS	0.00	0.00	0.00	0.00%	0.00	6,423.20	-6,423.20	0.00%
02-63-20-503055	BOYS ASBB COMMODITIES	0.00	700.00	-700.00	0.00%	0.00	700.00	-700.00	0.00%
02-63-20-503056	GIRLS ASBB COMMODITIES	585.00	3,313.16	-2,728.16	-466.35%	585.00	3,313.16	-2,728.16	-466.35%
02-64-00-501205	ADULT/YOUTH DANCE SALARIES & WA...	963.13	225.75	737.38	76.56%	8,185.89	11,213.91	-3,028.02	-36.99%
02-64-00-501270	WAGON RIDES SALARIES & WAGES	0.00	40.00	-40.00	0.00%	0.00	40.00	-40.00	0.00%
02-64-00-501283	HAPKIDO SALARIES & WAGES	115.50	273.00	-157.50	-136.36%	349.25	1,101.00	-751.75	-215.25%
02-64-00-501383	THEATER/VOICE SALARIES & WAGES	133.00	116.25	16.75	12.59%	4,479.29	5,174.75	-695.46	-15.53%
02-64-00-502205	ADULT/YOUTH DANCE CONTRACTUAL S...	0.00	0.00	0.00	0.00%	1,031.51	0.00	1,031.51	100.00%
02-64-00-502282	SHOTOKAN CONTRACTUAL SVCS	0.00	0.00	0.00	0.00%	6,218.10	3,567.15	2,650.95	42.63%
02-64-00-502284	ART CLASSES CONTRACTUAL SVCS	52.50	537.60	-485.10	-924.00%	52.50	1,384.60	-1,332.10	-2,537.33%
02-64-00-502383	THEATER/VOICE CONTRACTUAL SVCS	0.00	0.00	0.00	0.00%	186.00	0.00	186.00	100.00%
02-64-00-503205	ADULT/YOUTH DANCE COMMODITIES	108.00	187.79	-79.79	-73.88%	278.25	2,044.78	-1,766.53	-634.87%
02-64-00-503265	GARDEN PLOTS COMMODITIES	0.00	0.00	0.00	0.00%	0.00	172.83	-172.83	0.00%
02-64-00-503270	WAGON RIDES COMMODITIES	0.00	273.55	-273.55	0.00%	0.00	273.55	-273.55	0.00%
02-64-00-503283	HAPKIDO COMMODITIES	97.62	47.00	50.62	51.85%	97.62	374.55	-276.93	-283.68%
02-64-00-503383	THEATER/VOICE COMMODITIES	1,102.00	815.00	287.00	26.04%	2,683.93	2,758.81	-74.88	-2.79%
02-65-00-501469	MISC. SENIOR PROGRAMS SALARIES & ...	1,148.26	2,006.27	-858.01	-74.72%	4,307.92	6,592.42	-2,284.50	-53.03%
02-65-00-502466	SENIOR TRIPS CONTRACTUAL SVCS	430.40	1,780.00	-1,349.60	-313.57%	1,788.93	9,352.25	-7,563.32	-422.78%
02-65-00-502469	MISC. SENIOR PROGRAMS CONTRACTU...	0.00	0.00	0.00	0.00%	0.00	98.00	-98.00	0.00%
02-65-00-503466	SENIOR TRIPS COMMODITIES	0.00	0.00	0.00	0.00%	375.00	195.15	179.85	47.96%
02-65-00-503469	MISC. SENIOR PROGRAMS COMMODITI...	181.00	62.44	118.56	65.50%	360.23	788.00	-427.77	-118.75%

Prior-Year Comparative Income Statement with Audit AJE September 2022

For the Period Ending 09/30/2022

		2021-2022	2022-2023	Sept. Variance		2021-2022	2022-2023	YTD Variance	
		Sept. Activity	Sept. Activity	Favorable / (Unfavorable)	Variance %	YTD Activity	YTD Activity	Favorable / (Unfavorable)	Variance %
02-66-00-501121	MOM SON NIGHT SALARIES & WAGES	0.00	0.00	0.00	0.00%	0.00	127.50	-127.50	0.00%
02-66-00-501128	SEASONAL SPECIAL EVENTS SALARIES &...	0.00	0.00	0.00	0.00%	0.00	30.00	-30.00	0.00%
02-66-00-502128	SEASONAL SPECIAL EVENTS CONTRACT...	0.00	400.00	-400.00	0.00%	0.00	400.00	-400.00	0.00%
02-66-00-502129	SUMMER MOVIES IN THE PARK CONTR...	-400.00	0.00	-400.00	-100.00%	799.77	0.00	799.77	100.00%
02-66-00-502370	SUMMER CONCERT SERIES CONTRACT...	0.00	0.00	0.00	0.00%	8,725.00	7,200.00	1,525.00	17.48%
02-66-00-503121	MOM SON NIGHT COMMODITIES	0.00	0.00	0.00	0.00%	0.00	11.48	-11.48	0.00%
02-66-00-503128	SEASONAL SPECIAL EVENTS COMMODIT...	0.00	4,750.51	-4,750.51	0.00%	0.00	7,876.44	-7,876.44	0.00%
02-66-00-503129	SUMMER MOVIES IN THE PARK COMM...	229.24	0.00	229.24	100.00%	7,946.52	0.00	7,946.52	100.00%
02-66-00-503179	BEACH SPECIAL EVENTS COMMODITIES	0.00	0.00	0.00	0.00%	873.79	0.00	873.79	100.00%
02-66-00-503370	SUMMER CONCERT SERIES COMMODIT...	0.00	0.00	0.00	0.00%	1,232.47	0.00	1,232.47	100.00%
02-68-00-501356	SPRING SOFTBALL SALARIES & WAGES	0.00	0.00	0.00	0.00%	5,809.39	8,456.84	-2,647.45	-45.57%
02-68-00-501357	SUMMER SOFTBALL SALARIES & WAGES	3,455.85	3,029.95	425.90	12.32%	25,034.19	21,497.96	3,536.23	14.13%
02-68-00-501363	SOFTBALL/FALL LEAGUE SALARIES & W...	1,550.81	5,657.46	-4,106.65	-264.81%	1,550.81	5,657.46	-4,106.65	-264.81%
02-68-00-501400	DOG PARK SALARIES & WAGES	0.00	777.00	-777.00	0.00%	0.00	2,952.82	-2,952.82	0.00%
02-68-00-503356	SPRING SOFTBALL COMMODITIES	0.00	0.00	0.00	0.00%	0.00	2,459.02	-2,459.02	0.00%
02-68-00-503357	SUMMER SOFTBALL COMMODITIES	28.78	0.00	28.78	100.00%	5,602.16	4,982.73	619.43	11.06%
02-68-00-503363	SOFTBALL/FALL LEAGUE COMMODITIES	2,100.16	2,677.87	-577.71	-27.51%	2,485.53	3,128.97	-643.44	-25.89%
02-68-00-503400	DOG PARK COMMODITIES	0.00	601.63	-601.63	0.00%	0.00	1,218.59	-1,218.59	0.00%
02-68-00-510005	SUPT OF PARKS SERVICES	397.64	727.30	-329.66	-82.90%	1,961.35	2,371.74	-410.39	-20.92%
02-68-00-510020	PARK SUPERVISOR	421.66	674.89	-253.23	-60.06%	4,701.21	2,446.32	2,254.89	47.96%
02-68-00-510028	GROUND SUPERVISOR	497.88	780.40	-282.52	-56.74%	2,457.58	2,839.11	-381.53	-15.52%
02-68-00-510035	MAINTENANCE STAFF	7,191.88	14,328.54	-7,136.66	-99.23%	34,577.86	49,955.48	-15,377.62	-44.47%
02-68-00-510057	PART TIME RECREATION	1,141.96	1,506.26	-364.30	-31.90%	11,477.95	13,749.10	-2,271.15	-19.79%
02-68-00-510058	PART TIME MAINTENANCE	252.75	580.72	-327.97	-129.76%	6,139.45	8,412.62	-2,273.17	-37.03%
02-68-00-520205	GARBAGE DISPOSAL	494.01	617.45	-123.44	-24.99%	1,865.98	2,584.84	-718.86	-38.52%
02-68-00-520206	ELECTRICITY	839.90	946.37	-106.47	-12.68%	3,900.89	3,299.41	601.48	15.42%
02-68-00-520208	WATER/SEWER	0.00	0.00	0.00	0.00%	0.00	148.00	-148.00	0.00%
02-68-00-520217	SECURITY SYSTEM	0.00	124.81	-124.81	0.00%	249.62	703.62	-454.00	-181.88%
02-68-00-530353	CUSTODIAL SUPPLIES	72.10	52.99	19.11	26.50%	523.04	597.61	-74.57	-14.26%
02-68-00-530404	BATTING CAGES	0.00	166.26	-166.26	0.00%	1,039.92	2,525.36	-1,485.44	-142.84%
02-68-00-550172	BUILDING/BONCOSKY COMPLEX	0.00	89,447.00	-89,447.00	0.00%	0.00	89,697.00	-89,697.00	0.00%
02-68-00-550177	BUILDING/SUND BALLFIELD COMPLEX	0.00	0.00	0.00	0.00%	0.00	492.20	-492.20	0.00%
02-68-00-550572	GROUND/BONCOSKY COMPLEX	338.00	0.00	338.00	100.00%	1,907.12	2,500.00	-592.88	-31.09%
02-68-00-550573	GROUND/SUND BALLFIELD COMPLEX	0.00	0.00	0.00	0.00%	7,218.10	414.00	6,804.10	94.26%
	Expense Total:	246,346.92	460,392.51	-214,045.59	-86.89%	1,445,981.95	2,150,128.34	-704,146.39	-48.70%
	Fund 02 Surplus (Deficit):	648,755.81	512,393.05	-136,362.76	-21.02%	1,299,531.35	921,542.55	-377,988.80	-29.09%
Fund: 03 - IMRF									
Revenue									
03-11-00-410003	PROPERTY TAX	178,615.14	164,532.25	-14,082.89	-7.88%	427,885.82	377,781.50	-50,104.32	-11.71%
03-11-00-440014	INTEREST--MM/ILLINOIS FUNDS	3.59	0.00	-3.59	-100.00%	45.59	1,081.18	1,035.59	2,271.53%

Prior-Year Comparative Income Statement with Audit AJE September 2022

For the Period Ending 09/30/2022

		2021-2022 Sept. Activity	2022-2023 Sept. Activity	Sept. Variance Favorable / (Unfavorable)	Variance %	2021-2022 YTD Activity	2022-2023 YTD Activity	YTD Variance Favorable / (Unfavorable)	Variance %
03-11-00-440019	INVESTMENT INTEREST - CD'S	0.00	0.00	0.00	0.00%	134.59	58.42	-76.17	-56.59%
	Revenue Total:	178,618.73	164,532.25	-14,086.48	-7.89%	428,066.00	378,921.10	-49,144.90	-11.48%
	Expense								
03-11-00-520236	IMRF PARTICIPATING	32,222.26	43,690.91	-11,468.65	-35.59%	171,342.80	160,836.58	10,506.22	6.13%
	Expense Total:	32,222.26	43,690.91	-11,468.65	-35.59%	171,342.80	160,836.58	10,506.22	6.13%
	Fund 03 Surplus (Deficit):	146,396.47	120,841.34	-25,555.13	-17.46%	256,723.20	218,084.52	-38,638.68	-15.05%
Fund: 04 - LIABILITY									
	Revenue								
04-11-00-410003	PROPERTY TAX	69,484.76	66,569.36	-2,915.40	-4.20%	166,455.89	152,849.49	-13,606.40	-8.17%
04-11-00-440014	INTEREST--MM/ILLINOIS FUNDS	3.70	0.00	-3.70	-100.00%	26.17	603.67	577.50	2,206.73%
04-11-00-440019	INVESTMENT INTEREST - CD'S	0.00	0.00	0.00	0.00%	139.69	60.63	-79.06	-56.60%
	Revenue Total:	69,488.46	66,569.36	-2,919.10	-4.20%	166,621.75	153,513.79	-13,107.96	-7.87%
	Expense								
04-11-00-520227	PHYSICAL EXAMINATIONS	290.00	855.00	-565.00	-194.83%	1,550.00	1,195.00	355.00	22.90%
04-11-00-540408	INSURANCE/PROPERTY	0.00	0.00	0.00	0.00%	10,160.61	12,240.32	-2,079.71	-20.47%
04-11-00-540410	INSURANCE/LIABILITY	0.00	0.00	0.00	0.00%	4,957.47	5,972.58	-1,015.11	-20.48%
04-11-00-540411	INSURANCE/EMPLOYMENT PRACTICES	0.00	0.00	0.00	0.00%	1,664.85	2,077.50	-412.65	-24.79%
04-11-00-540412	INSURANCE/POLLUTION LIABILITY	0.00	0.00	0.00	0.00%	301.43	363.96	-62.53	-20.74%
04-11-00-540700	WORKER'S COMPENSATION	0.00	0.00	0.00	0.00%	10,825.40	10,350.98	474.42	4.38%
04-11-00-540900	DEDUCTIBLE	0.00	0.00	0.00	0.00%	0.00	825.00	-825.00	0.00%
	Expense Total:	290.00	855.00	-565.00	-194.83%	29,459.76	33,025.34	-3,565.58	-12.10%
	Fund 04 Surplus (Deficit):	69,198.46	65,714.36	-3,484.10	-5.03%	137,161.99	120,488.45	-16,673.54	-12.16%
Fund: 05 - BOND & INTEREST									
	Revenue								
05-11-00-410003	PROPERTY TAX	425,001.07	450,503.96	25,502.89	6.00%	1,018,121.54	1,034,399.30	16,277.76	1.60%
05-11-00-440014	INTEREST--MM/ILLINOIS FUNDS	49.70	0.00	-49.70	-100.00%	244.63	1,036.94	792.31	323.88%
05-11-00-440019	INVESTMENT INTEREST - CD'S	0.00	0.00	0.00	0.00%	198.02	85.94	-112.08	-56.60%
	Revenue Total:	425,050.77	450,503.96	25,453.19	5.99%	1,018,564.19	1,035,522.18	16,957.99	1.66%
	Expense								
05-11-00-590017	BOND INTEREST	0.00	0.00	0.00	0.00%	69,300.00	47,975.00	21,325.00	30.77%
	Expense Total:	0.00	0.00	0.00	0.00%	69,300.00	47,975.00	21,325.00	30.77%
	Fund 05 Surplus (Deficit):	425,050.77	450,503.96	25,453.19	5.99%	949,264.19	987,547.18	38,282.99	4.03%
Fund: 06 - AUDIT									
	Revenue								
06-11-00-410003	PROPERTY TAX	7,362.08	10,669.95	3,307.87	44.93%	17,636.41	24,499.16	6,862.75	38.91%
06-11-00-440023	OTHER INCOME	0.00	0.00	0.00	0.00%	1.28	25.45	24.17	1,888.28%
	Revenue Total:	7,362.08	10,669.95	3,307.87	44.93%	17,637.69	24,524.61	6,886.92	39.05%

Prior-Year Comparative Income Statement with Audit AJE September 2022

For the Period Ending 09/30/2022

		2021-2022	2022-2023	Sept. Variance		2021-2022	2022-2023	YTD Variance	
		Sept. Activity	Sept. Activity	Favorable / (Unfavorable)	Variance %	YTD Activity	YTD Activity	Favorable / (Unfavorable)	Variance %
Expense									
06-11-00-520111	AUDIT EXPENSE	0.00	0.00	0.00	0.00%	15,850.00	16,800.00	-950.00	-5.99%
	Expense Total:	0.00	0.00	0.00	0.00%	15,850.00	16,800.00	-950.00	-5.99%
	Fund 06 Surplus (Deficit):	7,362.08	10,669.95	3,307.87	44.93%	1,787.69	7,724.61	5,936.92	332.10%
Fund: 07 - SPECIAL RECREATION									
Revenue									
07-11-00-410003	PROPERTY TAX	266,271.22	287,986.48	21,715.26	8.16%	637,872.42	661,243.93	23,371.51	3.66%
07-11-00-440014	INTEREST--MM/ILLINOIS FUNDS	4.41	0.00	-4.41	-100.00%	19.36	528.94	509.58	2,632.13%
07-11-00-440019	INVESTMENT INTEREST - CD'S	0.00	0.00	0.00	0.00%	85.63	37.16	-48.47	-56.60%
	Revenue Total:	266,275.63	287,986.48	21,710.85	8.15%	637,977.41	661,810.03	23,832.62	3.74%
Expense									
07-11-00-510150	INCLUSION	6,127.45	11,304.06	-5,176.61	-84.48%	78,296.88	90,897.53	-12,600.65	-16.09%
07-11-00-570001	NISRA CONTRIBUTION	0.00	0.00	0.00	0.00%	278,978.00	278,978.00	0.00	0.00%
07-11-00-570200	ADA COMPLIANCE PROJECTS	13,856.92	0.00	13,856.92	100.00%	106,662.86	47,069.08	59,593.78	55.87%
	Expense Total:	19,984.37	11,304.06	8,680.31	43.44%	463,937.74	416,944.61	46,993.13	10.13%
	Fund 07 Surplus (Deficit):	246,291.26	276,682.42	30,391.16	12.34%	174,039.67	244,865.42	70,825.75	40.70%
Fund: 08 - NATURAL HISTORY									
Revenue									
08-11-00-410003	PROPERTY TAX	112,401.35	120,758.83	8,357.48	7.44%	269,265.75	277,273.56	8,007.81	2.97%
08-11-00-430620	NATURE PROGRAMS	1,599.00	1,122.00	-477.00	-29.83%	8,095.00	7,136.00	-959.00	-11.85%
08-11-00-430636	PALMER HOUSE PROGRAMS	0.00	0.00	0.00	0.00%	0.00	721.00	721.00	0.00%
08-11-00-440014	INTEREST--MM/ILLINOIS FUNDS	2.50	0.00	-2.50	-100.00%	14.38	342.88	328.50	2,284.42%
08-11-00-440019	INVESTMENT INTEREST - CD'S	0.00	0.00	0.00	0.00%	93.72	40.68	-53.04	-56.59%
08-11-00-440021	REIMBURSEMENT	0.00	0.00	0.00	0.00%	0.00	76.00	76.00	0.00%
08-11-00-440029	DONATIONS/SPONSORSHIPS	0.00	0.00	0.00	0.00%	344.00	323.50	-20.50	-5.96%
08-11-00-490690	GIFT SHOP	30.00	0.00	-30.00	-100.00%	1,867.00	0.00	-1,867.00	-100.00%
	Revenue Total:	114,032.85	121,880.83	7,847.98	6.88%	279,679.85	285,913.62	6,233.77	2.23%
Expense									
08-11-00-501620	NATURE PROGRAMS SALARIES & WAGES	777.39	1,336.92	-559.53	-71.98%	4,256.26	5,864.19	-1,607.93	-37.78%
08-11-00-501636	PALMER HOUSE PROGRAMS SALARIES &..	1,320.24	904.25	415.99	31.51%	7,015.91	2,609.20	4,406.71	62.81%
08-11-00-502636	PALMER HOUSE PROGRAMS CONTRAC...	0.00	0.00	0.00	0.00%	200.00	0.00	200.00	100.00%
08-11-00-503620	NATURE PROGRAMS COMMODITIES	230.75	119.34	111.41	48.28%	627.81	498.57	129.24	20.59%
08-11-00-503636	PALMER HOUSE PROGRAMS COMMODI...	0.00	193.83	-193.83	0.00%	275.94	496.41	-220.47	-79.90%
08-11-00-510046	MANAGER OF NATURAL RESOURCES	4,266.42	6,687.63	-2,421.21	-56.75%	21,043.56	24,329.30	-3,285.74	-15.61%
08-11-00-510048	PART-TIME STAFF	2,161.87	3,730.22	-1,568.35	-72.55%	10,814.96	14,430.11	-3,615.15	-33.43%
08-11-00-510053	NATURE CENTER FACILITY SUPERVISOR	3,188.56	4,930.85	-1,742.29	-54.64%	15,985.79	17,997.37	-2,011.58	-12.58%
08-11-00-510068	RECREATION SUPERVISOR	3,283.32	5,409.60	-2,126.28	-64.76%	16,188.40	19,512.12	-3,323.72	-20.53%
08-11-00-510072	PALMER HOUSE SUPERVISOR	0.00	1,552.50	-1,552.50	0.00%	0.00	7,432.51	-7,432.51	0.00%
08-11-00-510405	FICA/MEDICARE	1,147.34	1,878.23	-730.89	-63.70%	5,760.84	5,755.98	4.86	0.08%
08-11-00-520206	ELECTRICITY	476.66	0.00	476.66	100.00%	1,710.03	1,110.66	599.37	35.05%

Prior-Year Comparative Income Statement with Audit AJE September 2022

For the Period Ending 09/30/2022

		2021-2022	2022-2023	Sept. Variance		2021-2022	2022-2023	YTD Variance	
		Sept. Activity	Sept. Activity	Favorable / (Unfavorable)	Variance %	YTD Activity	YTD Activity	Favorable / (Unfavorable)	Variance %
08-11-00-520207	HEAT	45.42	54.10	-8.68	-19.11%	224.75	592.47	-367.72	-163.61%
08-11-00-520208	WATER/SEWER	47.59	197.81	-150.22	-315.65%	142.77	833.76	-690.99	-483.99%
08-11-00-520209	COMMUNICATION	344.69	237.12	107.57	31.21%	982.27	1,019.01	-36.74	-3.74%
08-11-00-520223	DUES	0.00	0.00	0.00	0.00%	200.00	0.00	200.00	100.00%
08-11-00-520225	EDUCATION/SEMINARS	0.00	0.00	0.00	0.00%	95.00	0.00	95.00	100.00%
08-11-00-520255	MISC BANK FEES	45.46	91.39	-45.93	-101.03%	333.31	650.68	-317.37	-95.22%
08-11-00-520574	POSTAGE	1.53	0.00	1.53	100.00%	1.53	0.00	1.53	100.00%
08-11-00-530107	LAND IMPROVEMENT MATERIALS	0.00	46.96	-46.96	0.00%	19.76	92.72	-72.96	-369.23%
08-11-00-530352	NATURALIST'S SUPPLIES	56.03	102.97	-46.94	-83.78%	490.53	1,084.55	-594.02	-121.10%
08-11-00-530353	CUSTODIAL SUPPLIES	120.21	88.35	31.86	26.50%	871.89	995.74	-123.85	-14.20%
08-11-00-530364	EXHIBITS	155.54	0.00	155.54	100.00%	722.63	309.91	412.72	57.11%
08-11-00-530553	OFFICE SUPPLIES	114.78	0.00	114.78	100.00%	123.23	139.12	-15.89	-12.89%
08-11-00-530690	GIFT SHOP	0.00	0.00	0.00	0.00%	288.00	0.00	288.00	100.00%
08-11-00-530694	UNIFORMS	198.65	0.00	198.65	100.00%	468.69	395.00	73.69	15.72%
08-11-00-530700	ANIMAL CARE/SUPPLIES	255.33	89.64	165.69	64.89%	569.96	887.42	-317.46	-55.70%
08-11-00-530705	GREENHOUSE SUPPLIES	88.74	50.95	37.79	42.59%	5,091.43	6,298.54	-1,207.11	-23.71%
08-11-00-530710	ENVIRONMENTAL COMMITTEE	0.00	0.00	0.00	0.00%	783.17	2,339.96	-1,556.79	-198.78%
08-11-00-530735	SALES TAX	2.00	0.00	2.00	100.00%	132.00	170.00	-38.00	-28.79%
08-11-00-540237	IMRF NON-PARTICIPATING	0.00	0.00	0.00	0.00%	0.00	1,295.39	-1,295.39	0.00%
08-11-00-540507	INSURANCE/HEALTH	4,388.48	2,892.24	1,496.24	34.09%	15,376.33	24,601.44	-9,225.11	-60.00%
08-11-00-550157	BUILDING/NATURE CENTER	0.00	0.00	0.00	0.00%	43.89	9.04	34.85	79.40%
08-11-00-550562	GROUNDS/NATURE CENTER	0.00	0.00	0.00	0.00%	9.88	29.79	-19.91	-201.52%
08-11-00-550601	MISCELLANEOUS SUPPLIES	71.86	39.80	32.06	44.61%	169.16	49.79	119.37	70.57%
08-11-00-570677	TRAVELING EXPENSE	26.32	52.50	-26.18	-99.47%	168.56	305.53	-136.97	-81.26%
	Expense Total:	22,815.18	30,687.20	-7,872.02	-34.50%	111,188.24	142,136.28	-30,948.04	-27.83%
	Fund 08 Surplus (Deficit):	91,217.67	91,193.63	-24.04	-0.03%	168,491.61	143,777.34	-24,714.27	-14.67%
Fund: 11 - AQUATIC									
Revenue									
11-11-00-420520	BOAT GATE KEYS	3,865.13	3,306.59	-558.54	-14.45%	21,189.20	17,830.43	-3,358.77	-15.85%
11-11-00-420521	FISHERMEN'S KEYS	115.47	72.00	-43.47	-37.65%	528.12	366.75	-161.37	-30.56%
11-11-00-420525	DRY STORAGE	316.48	546.81	230.33	72.78%	1,545.25	2,650.72	1,105.47	71.54%
11-11-00-420540	N.R. ADULT BEACH PASSES	1,301.00	78.52	-1,222.48	-93.96%	1,301.00	1,690.00	389.00	29.90%
11-11-00-420541	N.R. YOUTH BEACH PASSES	697.00	34.73	-662.27	-95.02%	697.00	750.00	53.00	7.60%
11-11-00-420546	RESIDENT BEACH PASSES	-1,567.35	265.94	1,833.29	116.97%	6,161.88	5,583.58	-578.30	-9.39%
11-11-00-430165	SAILING INSTRUCTION	0.00	98.00	98.00	0.00%	2,261.50	4,360.50	2,099.00	92.81%
11-11-00-430266	CARDBOARD BOAT REGATTA	0.00	0.00	0.00	0.00%	0.00	8,400.00	8,400.00	0.00%
11-11-00-430375	SWIMMING-LESSONS	-3,450.00	-1,800.00	1,650.00	47.83%	25,025.00	28,505.00	3,480.00	13.91%
11-11-00-440602	UNIFORM REIMBURSEMENT	0.00	0.00	0.00	0.00%	134.00	117.00	-17.00	-12.69%
11-21-00-420498	RESIDENT DAILY ADMISSION	323.00	110.00	-213.00	-65.94%	12,309.00	9,425.00	-2,884.00	-23.43%
11-21-00-420500	NON RES DAILY ADMISSION/YOUTH	756.00	405.00	-351.00	-46.43%	26,763.00	28,087.50	1,324.50	4.95%
11-21-00-420501	NON RES DAILY ADMISSION/ADULT	2,358.00	1,032.00	-1,326.00	-56.23%	65,522.50	68,470.00	2,947.50	4.50%

Prior-Year Comparative Income Statement with Audit AJE September 2022

For the Period Ending 09/30/2022

		2021-2022	2022-2023	Sept. Variance		2021-2022	2022-2023	YTD Variance	
		Sept. Activity	Sept. Activity	Favorable / (Unfavorable)	Variance %	YTD Activity	YTD Activity	Favorable / (Unfavorable)	Variance %
11-21-00-420505	RESIDENT ADDITIONAL GUESTS	92.00	0.00	-92.00	-100.00%	3,548.00	3,344.00	-204.00	-5.75%
11-21-00-420507	GROUP RENTAL	155.00	0.00	-155.00	-100.00%	7,101.00	5,091.00	-2,010.00	-28.31%
11-21-00-420509	DRAGON BOAT RENTAL	3,686.72	0.00	-3,686.72	-100.00%	3,686.72	0.00	-3,686.72	-100.00%
11-21-00-420510	CANOE RENTAL	10.00	0.00	-10.00	-100.00%	1,107.00	442.00	-665.00	-60.07%
11-21-00-420511	ROWBOAT RENTAL	13.00	39.00	26.00	200.00%	536.92	529.00	-7.92	-1.48%
11-21-00-420512	SAILBOAT RENTAL	48.00	76.00	28.00	58.33%	709.28	2,238.00	1,528.72	215.53%
11-21-00-420514	PADDLE BOAT RENTAL	-3,431.72	203.00	3,634.72	105.92%	6,058.80	7,131.00	1,072.20	17.70%
11-21-00-420515	KAYAK RENTAL	207.00	188.00	-19.00	-9.18%	6,173.04	5,589.00	-584.04	-9.46%
11-21-00-420516	PADDLE BOARD RENTAL	252.00	108.00	-144.00	-57.14%	7,238.00	5,550.00	-1,688.00	-23.32%
11-21-00-420530	FIREWORKS ADMISSIONS	0.00	0.00	0.00	0.00%	19,915.00	21,650.00	1,735.00	8.71%
11-22-00-420498	RESIDENT DAILY ADMISSION	0.00	0.00	0.00	0.00%	1,769.00	1,969.00	200.00	11.31%
11-22-00-420500	NON RES DAILY ADMISSION/YOUTH	0.00	0.00	0.00	0.00%	855.00	1,255.50	400.50	46.84%
11-22-00-420501	NON RES DAILY ADMISSION/ADULT	0.00	0.00	0.00	0.00%	2,670.00	2,824.00	154.00	5.77%
11-22-00-420505	RESIDENT ADDITIONAL GUESTS	0.00	0.00	0.00	0.00%	604.00	552.00	-52.00	-8.61%
11-22-00-420507	GROUP RENTAL	0.00	0.00	0.00	0.00%	32.00	55.00	23.00	71.88%
	Revenue Total:	5,746.73	4,763.59	-983.14	-17.11%	225,441.21	234,455.98	9,014.77	4.00%
Expense									
11-11-00-501165	BOATING-SAILING INSTRUCTION SALARI...	16.73	219.38	-202.65	-1,211.30%	1,653.61	2,084.65	-431.04	-26.07%
11-11-00-501266	CARDBOARD BOAT REGATTA SALARIES ...	0.00	0.00	0.00	0.00%	0.00	3,912.31	-3,912.31	0.00%
11-11-00-501375	SWIMMING-INSTRUCTION SALARIES &...	0.00	0.00	0.00	0.00%	12,882.81	16,503.75	-3,620.94	-28.11%
11-11-00-502375	SWIMMING-INSTRUCTION CONTRACTU...	0.00	0.00	0.00	0.00%	0.00	741.00	-741.00	0.00%
11-11-00-503266	CARDBOARD BOAT REGATTA COMMODO...	0.00	0.00	0.00	0.00%	0.00	1,815.32	-1,815.32	0.00%
11-11-00-503375	SWIMMING-INSTRUCTION COMMODITI...	0.00	0.00	0.00	0.00%	3,093.47	1,014.46	2,079.01	67.21%
11-11-00-510020	PARK SUPERVISOR	210.82	337.42	-126.60	-60.05%	2,350.55	1,223.08	1,127.47	47.97%
11-11-00-510028	GROUND SUPERVISOR	248.94	390.23	-141.29	-56.76%	1,228.80	1,419.60	-190.80	-15.53%
11-11-00-510035	MAINTENANCE STAFF	3,596.01	5,176.42	-1,580.41	-43.95%	17,289.12	19,547.35	-2,258.23	-13.06%
11-11-00-510058	PART TIME MAINTENANCE	126.37	290.34	-163.97	-129.75%	3,069.62	4,205.86	-1,136.24	-37.02%
11-11-00-510374	INSERVICE TRAINING	0.00	0.00	0.00	0.00%	4,574.62	6,428.75	-1,854.13	-40.53%
11-11-00-530200	FIRST AID SUPPLIES	0.00	0.00	0.00	0.00%	1,194.48	1,510.70	-316.22	-26.47%
11-11-00-530220	OFFICE SUPPLIES	0.00	-80.44	80.44	0.00%	1,589.69	2,230.65	-640.96	-40.32%
11-11-00-530230	BOAT GATE KEYS	0.00	0.00	0.00	0.00%	0.00	462.75	-462.75	0.00%
11-11-00-530235	FISHING KEYS	0.00	0.00	0.00	0.00%	250.00	0.00	250.00	100.00%
11-11-00-530245	SIGN MATERIALS	0.00	0.00	0.00	0.00%	1,609.50	1,049.59	559.91	34.79%
11-11-00-530270	RESCUE EQUIPMENT	0.00	0.00	0.00	0.00%	5,765.75	33,594.08	-27,828.33	-482.65%
11-11-00-530374	INSERVICE TRAINING	0.00	0.00	0.00	0.00%	3,030.00	3,360.00	-330.00	-10.89%
11-11-00-530602	UNIFORMS	53.90	1,604.79	-1,550.89	-2,877.35%	3,832.14	4,820.67	-988.53	-25.80%
11-11-00-530645	SPECIAL EVENTS	0.00	0.00	0.00	0.00%	0.00	40.17	-40.17	0.00%
11-11-00-570010	BOATS	0.00	0.00	0.00	0.00%	0.00	877.20	-877.20	0.00%
11-11-00-570021	BEACH EQUIPMENT	0.00	18.93	-18.93	0.00%	539.90	438.87	101.03	18.71%
11-21-00-510019	BEACH MANAGER	1,276.54	1,731.76	-455.22	-35.66%	27,031.81	36,125.96	-9,094.15	-33.64%
11-21-00-510021	LIFEGUARDS	5,119.23	4,341.22	778.01	15.20%	52,357.24	82,945.57	-30,588.33	-58.42%
11-21-00-510022	HEAD GUARD	91.00	860.28	-769.28	-845.36%	4,630.85	9,693.92	-5,063.07	-109.33%

Prior-Year Comparative Income Statement with Audit AJE September 2022

For the Period Ending 09/30/2022

		2021-2022	2022-2023	Sept. Variance		2021-2022	2022-2023	YTD Variance	
		Sept. Activity	Sept. Activity	Favorable / (Unfavorable)	Variance %	YTD Activity	YTD Activity	Favorable / (Unfavorable)	Variance %
11-21-00-510023	LOT/GATE/BOAT RENTAL STAFF	3,939.15	4,024.02	-84.87	-2.15%	51,548.10	58,827.52	-7,279.42	-14.12%
11-21-00-510032	BEACH DIRECTOR	0.00	451.50	-451.50	0.00%	0.00	8,856.75	-8,856.75	0.00%
11-21-00-520204	WATER TESTING	0.00	0.00	0.00	0.00%	0.00	1,300.00	-1,300.00	0.00%
11-21-00-520211	COUPONS MB	0.00	0.00	0.00	0.00%	49.00	0.00	49.00	100.00%
11-21-00-520255	MISCELLANEOUS BANK CHARGES	337.77	282.74	55.03	16.29%	2,221.28	2,237.77	-16.49	-0.74%
11-21-00-530515	MISCELLANEOUS	0.00	0.00	0.00	0.00%	150.00	0.00	150.00	100.00%
11-21-00-570530	FIREWORKS	0.00	0.00	0.00	0.00%	717.68	2,576.84	-1,859.16	-259.05%
11-21-00-570960	CASH OVER/SHORT	57.00	14.00	43.00	75.44%	201.67	-417.79	619.46	307.17%
11-22-00-510019	BEACH MANAGER	0.00	0.00	0.00	0.00%	7,556.04	7,577.02	-20.98	-0.28%
11-22-00-510021	LIFEGUARDS	0.00	0.00	0.00	0.00%	13,961.72	19,000.98	-5,039.26	-36.09%
11-22-00-520255	MISC BANK CHARGES	50.89	46.28	4.61	9.06%	268.22	414.10	-145.88	-54.39%
11-22-00-570960	CASH OVER/SHORT	0.00	0.00	0.00	0.00%	32.61	-4.32	36.93	113.25%
	Expense Total:	15,124.35	19,708.87	-4,584.52	-30.31%	224,680.28	336,415.13	-111,734.85	-49.73%
	Fund 11 Surplus (Deficit):	-9,377.62	-14,945.28	-5,567.66	-59.37%	760.93	-101,959.15	-102,720.08	-13,499.28%

Fund: 12 - FOOD SERVICE

Revenue

12-11-01-440544	VENDING COMMISSION	0.00	0.00	0.00	0.00%	2,644.79	1,447.16	-1,197.63	-45.28%
12-11-01-490003	RESALE-FOOD	188.20	268.00	79.80	42.40%	22,957.75	29,121.50	6,163.75	26.85%
12-11-01-490005	RESALE-CANDY	6.00	2.00	-4.00	-66.67%	1,960.00	2,984.00	1,024.00	52.24%
12-11-01-490010	RESALE-ICE CREAM	161.00	289.00	128.00	79.50%	24,069.25	29,382.00	5,312.75	22.07%
12-11-01-490015	RESALE-POP	55.00	59.00	4.00	7.27%	7,360.50	7,015.50	-345.00	-4.69%
12-11-01-490016	RESALE-BEER	0.00	0.00	0.00	0.00%	15,816.00	3,981.00	-11,835.00	-74.83%
12-11-04-440544	VENDING COMMISSION	0.00	0.00	0.00	0.00%	1,785.00	1,548.00	-237.00	-13.28%
12-11-04-490003	RESALE-FOOD	1,172.25	3,677.50	2,505.25	213.71%	23,217.05	35,048.00	11,830.95	50.96%
12-11-04-490005	RESALE-CANDY	182.00	644.00	462.00	253.85%	2,838.00	5,626.00	2,788.00	98.24%
12-11-04-490010	RESALE-ICE CREAM	4.00	4.00	0.00	0.00%	278.00	4.00	-274.00	-98.56%
12-11-04-490015	RESALE-POP	754.00	2,047.00	1,293.00	171.49%	12,350.17	16,840.00	4,489.83	36.35%
12-11-04-490016	RESALE-BEER	2,269.00	1,313.00	-956.00	-42.13%	16,508.50	10,210.00	-6,298.50	-38.15%
	Revenue Total:	4,791.45	8,303.50	3,512.05	73.30%	131,785.01	143,207.16	11,422.15	8.67%

Expense

12-11-01-510045	CONCESSIONS COORDINATOR	0.00	0.00	0.00	0.00%	367.90	892.00	-524.10	-142.46%
12-11-01-510047	CONCESSIONS STAFF	1,532.71	1,603.81	-71.10	-4.64%	19,583.82	26,182.11	-6,598.29	-33.69%
12-11-01-520211	COUPONS	0.00	0.00	0.00	0.00%	0.00	13.00	-13.00	0.00%
12-11-01-520255	MISCELLANEOUS BANK CHARGES	183.01	167.12	15.89	8.68%	1,015.52	1,011.46	4.06	0.40%
12-11-01-530003	PRODUCT-FOOD	47.44	0.00	47.44	100.00%	7,699.85	13,049.90	-5,350.05	-69.48%
12-11-01-530005	PRODUCT-CANDY	0.00	0.00	0.00	0.00%	1,094.45	1,866.12	-771.67	-70.51%
12-11-01-530010	PRODUCT-ICE CREAM	86.38	100.81	-14.43	-16.71%	12,182.47	14,452.70	-2,270.23	-18.64%
12-11-01-530015	PRODUCT-POP	0.00	0.00	0.00	0.00%	3,706.91	4,791.55	-1,084.64	-29.26%
12-11-01-530016	PRODUCT - BEER & ALCOHOL	0.00	0.00	0.00	0.00%	3,940.50	0.00	3,940.50	100.00%
12-11-01-530020	MISC. CONCESSION PRODUCT	39.48	0.00	39.48	100.00%	605.31	0.00	605.31	100.00%
12-11-01-530025	PAPER PRODUCTS	0.00	0.00	0.00	0.00%	777.96	2,032.64	-1,254.68	-161.28%

Prior-Year Comparative Income Statement with Audit AJE September 2022

For the Period Ending 09/30/2022

		2021-2022	2022-2023	Sept. Variance		2021-2022	2022-2023	YTD Variance	
		Sept. Activity	Sept. Activity	Favorable / (Unfavorable)	Variance %	YTD Activity	YTD Activity	Favorable / (Unfavorable)	Variance %
12-11-01-530735	SALES TAX	1,865.00	707.00	1,158.00	62.09%	5,071.00	5,077.00	-6.00	-0.12%
12-11-01-530741	MISCELLANEOUS SUPPLIES	0.00	181.97	-181.97	0.00%	560.38	221.93	338.45	60.40%
12-11-01-570030	EQUIPMENT PURCHASE	0.00	0.00	0.00	0.00%	0.00	1,895.91	-1,895.91	0.00%
12-11-01-570960	CASH OVER/SHORT	-4.75	0.00	-4.75	-100.00%	49.96	-261.28	311.24	622.98%
12-11-04-510045	CONCESSIONS COORDINATOR	0.00	0.00	0.00	0.00%	563.64	278.00	285.64	50.68%
12-11-04-510047	CONCESSIONS STAFF	955.96	1,741.20	-785.24	-82.14%	9,582.08	16,290.24	-6,708.16	-70.01%
12-11-04-510051	BEER SALES	382.32	241.50	140.82	36.83%	3,241.38	2,025.02	1,216.36	37.53%
12-11-04-520255	MISCELLANEOUS BANK CHARGES	68.44	51.70	16.74	24.46%	1,236.34	1,218.82	17.52	1.42%
12-11-04-530003	PRODUCT-FOOD	162.00	276.02	-114.02	-70.38%	6,938.14	10,899.93	-3,961.79	-57.10%
12-11-04-530005	PRODUCT-CANDY	0.00	216.08	-216.08	0.00%	974.25	2,637.27	-1,663.02	-170.70%
12-11-04-530015	PRODUCT-POP	0.00	0.00	0.00	0.00%	5,029.81	8,594.26	-3,564.45	-70.87%
12-11-04-530016	PRODUCT - BEER & ALCOHOL	1,871.15	2,717.20	-846.05	-45.22%	10,334.90	8,643.40	1,691.50	16.37%
12-11-04-530020	MISC. CONCESSION PRODUCT	100.98	93.52	7.46	7.39%	417.16	692.87	-275.71	-66.09%
12-11-04-530025	PAPER PRODUCTS	0.00	0.00	0.00	0.00%	290.20	829.04	-538.84	-185.68%
12-11-04-530353	JANITORIAL SUPPLIES	0.00	0.00	0.00	0.00%	10.98	0.00	10.98	100.00%
12-11-04-530735	SALES TAX	400.00	289.00	111.00	27.75%	4,409.00	5,185.00	-776.00	-17.60%
12-11-04-530741	MISCELLANEOUS SUPPLIES	0.00	0.00	0.00	0.00%	750.48	41.85	708.63	94.42%
12-11-04-530742	CONCESSION EQUIPMENT	0.00	0.00	0.00	0.00%	407.47	0.00	407.47	100.00%
12-11-04-570960	CASH OVER/SHORT	-32.60	-1.50	-31.10	-95.40%	-363.60	-131.85	-231.75	-63.74%
	Expense Total:	7,657.52	8,385.43	-727.91	-9.51%	100,478.26	128,428.89	-27,950.63	-27.82%
	Fund 12 Surplus (Deficit):	-2,866.07	-81.93	2,784.14	97.14%	31,306.75	14,778.27	-16,528.48	-52.80%
Fund: 15 - CAPITAL EQUIPMENT REPLACEMENT FUND									
Revenue									
15-11-00-440020	INVESTMENT INTEREST-MONEY MARKET	4.32	0.00	-4.32	-100.00%	15.41	635.18	619.77	4,021.87%
	Revenue Total:	4.32	0.00	-4.32	-100.00%	15.41	635.18	619.77	4,021.87%
	Fund 15 Total:	4.32	0.00	-4.32	-100.00%	15.41	635.18	619.77	4,021.87%
Fund: 16 - CAPITAL PROJECTS									
Revenue									
16-11-00-440019	INVESTMENT INTEREST - CD'S	0.00	0.00	0.00	0.00%	85.38	37.05	-48.33	-56.61%
16-11-00-440020	INVESTMENT INTEREST-MONEY MARKET	117.80	0.00	-117.80	-100.00%	626.69	5,490.33	4,863.64	776.08%
	Revenue Total:	117.80	0.00	-117.80	-100.00%	712.07	5,527.38	4,815.31	676.24%
Expense									
16-11-00-520212	PROFESSIONAL SERVICES	13,516.29	4,483.54	9,032.75	66.83%	15,251.71	18,205.62	-2,953.91	-19.37%
16-11-00-570022	PLAYGROUNDS	19,716.90	0.00	19,716.90	100.00%	147,828.21	227,342.34	-79,514.13	-53.79%
16-11-00-570023	LIPPOLD PARK	3,597.50	0.00	3,597.50	100.00%	20,310.50	13,147.05	7,163.45	35.27%
16-11-00-570031	MISC. CAPITAL PROJECTS	0.00	8,650.00	-8,650.00	0.00%	33,775.00	183,689.10	-149,914.10	-443.86%
16-11-00-570038	VETERAN ACRES	38,758.60	0.00	38,758.60	100.00%	53,670.60	95,763.21	-42,092.61	-78.43%
16-11-00-570050	MAIN BEACH	0.00	0.00	0.00	0.00%	6,434.00	0.00	6,434.00	100.00%

Prior-Year Comparative Income Statement with Audit AJE September 2022

For the Period Ending 09/30/2022

		2021-2022 Sept. Activity	2022-2023 Sept. Activity	Sept. Variance Favorable / (Unfavorable)	Variance %	2021-2022 YTD Activity	2022-2023 YTD Activity	YTD Variance Favorable / (Unfavorable)	Variance %
16-11-00-570090	MACHINERY & EQUIPMENT	0.00	0.00	0.00	0.00%	0.00	0.00	0.00	0.00%
	Expense Total:	75,589.29	13,133.54	62,455.75	82.63%	277,270.02	538,147.32	-260,877.30	-94.09%
	Fund 16 Surplus (Deficit):	-75,471.49	-13,133.54	62,337.95	82.60%	-276,557.95	-532,619.94	-256,061.99	-92.59%
Fund: 19 - DRIVING RANGE									
Revenue									
19-11-00-440014	INTEREST	4.03	0.00	-4.03	-100.00%	31.23	332.03	300.80	963.18%
19-11-00-440710	DRIVING RANGE	2,898.00	2,189.00	-709.00	-24.47%	36,496.00	31,813.00	-4,683.00	-12.83%
19-11-00-440712	GROUP LESSONS--SPRING	0.00	0.00	0.00	0.00%	0.00	398.00	398.00	0.00%
19-11-00-440713	GROUP LESSONS--SUMMER	0.00	0.00	0.00	0.00%	8,525.75	307.00	-8,218.75	-96.40%
19-11-00-440725	MEMBERSHIPS	512.02	367.70	-144.32	-28.19%	2,772.40	2,072.71	-699.69	-25.24%
19-11-00-440750	MINI GOLF SALES	8,549.00	8,505.00	-44.00	-0.51%	99,405.50	119,826.50	20,421.00	20.54%
19-11-00-440755	MINI GOLF PARTIES	240.62	746.41	505.79	210.20%	1,579.97	1,699.26	119.29	7.55%
19-11-00-440762	REPLAYS	75.00	48.00	-27.00	-36.00%	597.00	1,264.00	667.00	111.73%
19-11-00-490001	RESALE--CONCESSIONS	501.38	817.09	315.71	62.97%	6,140.53	6,810.74	670.21	10.91%
19-11-00-490589	SALES TAX	0.91	1.07	0.16	17.58%	7.07	9.37	2.30	32.53%
19-11-00-490761	MERCHANDISE SALES	12.09	13.92	1.83	15.14%	93.93	121.74	27.81	29.61%
	Revenue Total:	12,793.05	12,688.19	-104.86	-0.82%	155,649.38	164,654.35	9,004.97	5.79%
Expense									
19-11-00-510011	MANAGER	760.73	0.00	760.73	100.00%	4,833.72	0.00	4,833.72	100.00%
19-11-00-510012	ASSISTANT MANAGER	1,191.95	2,404.38	-1,212.43	-101.72%	14,124.51	20,393.78	-6,269.27	-44.39%
19-11-00-510014	PROFESSIONAL LESSONS	0.00	0.00	0.00	0.00%	6,972.60	0.00	6,972.60	100.00%
19-11-00-510035	MAINTENANCE STAFF	695.50	0.00	695.50	100.00%	3,345.54	2,768.38	577.16	17.25%
19-11-00-510061	RANGE ATTENDANT	585.75	1,022.30	-436.55	-74.53%	9,006.71	11,132.56	-2,125.85	-23.60%
19-11-00-520205	GARBAGE DISPOSAL	106.59	133.22	-26.63	-24.98%	445.55	531.08	-85.53	-19.20%
19-11-00-520206	ELECTRICITY	904.73	0.00	904.73	100.00%	3,811.23	3,057.86	753.37	19.77%
19-11-00-520208	WATER/SEWER	34.88	30.58	4.30	12.33%	83.96	122.32	-38.36	-45.69%
19-11-00-520209	COMMUNICATION	249.27	216.15	33.12	13.29%	525.91	370.13	155.78	29.62%
19-11-00-520211	COUPONS	0.00	5.00	-5.00	0.00%	0.00	10.00	-10.00	0.00%
19-11-00-520217	SECURITY SYSTEM	0.00	0.00	0.00	0.00%	470.32	680.32	-210.00	-44.65%
19-11-00-520250	MISCELLANEOUS	0.00	0.00	0.00	0.00%	25.97	100.00	-74.03	-285.06%
19-11-00-520255	MISCELLANEOUS BANK CHARGES	744.96	94.25	650.71	87.35%	3,538.34	2,542.25	996.09	28.15%
19-11-00-530020	MISC. CONCESSION PRODUCT	0.00	46.46	-46.46	0.00%	2,540.20	3,041.98	-501.78	-19.75%
19-11-00-530107	LAND IMPROVEMENT MATERIALS	338.25	0.00	338.25	100.00%	1,049.98	189.67	860.31	81.94%
19-11-00-530250	MISCELLANEOUS	0.00	0.00	0.00	0.00%	0.00	240.63	-240.63	0.00%
19-11-00-530353	CUSTODIAL SUPPLIES	24.92	0.00	24.92	100.00%	33.51	0.00	33.51	100.00%
19-11-00-530395	PRINTING	0.00	0.00	0.00	0.00%	-87.89	45.89	-133.78	-152.21%
19-11-00-530401	GOLF BALLS	974.16	625.02	349.14	35.84%	974.16	4,422.45	-3,448.29	-353.98%
19-11-00-530402	MINI-GOLF	0.00	77.96	-77.96	0.00%	0.00	551.63	-551.63	0.00%
19-11-00-530694	UNIFORMS	0.00	135.88	-135.88	0.00%	0.00	135.88	-135.88	0.00%
19-11-00-530735	SALES TAX	87.00	80.00	7.00	8.05%	423.00	439.00	-16.00	-3.78%
19-11-00-550005	BUILDING REPAIR-CONTRACTUAL	842.48	0.00	842.48	100.00%	2,059.80	2,990.39	-930.59	-45.18%

Prior-Year Comparative Income Statement with Audit AJE September 2022

For the Period Ending 09/30/2022

		2021-2022	2022-2023	Sept. Variance		2021-2022	2022-2023	YTD Variance	
		Sept. Activity	Sept. Activity	Favorable / (Unfavorable)	Variance %	YTD Activity	YTD Activity	Favorable / (Unfavorable)	Variance %
19-11-00-550010	FACILITY REPAIR--MINI-GOLF	0.00	0.00	0.00	0.00%	1,276.19	72,197.67	-70,921.48	-5,557.28%
19-11-00-560151	BUILDING REPAIR	0.00	19.55	-19.55	0.00%	14.99	397.51	-382.52	-2,551.83%
19-11-00-560562	GROUNDS MAINTENANCE	131.92	560.00	-428.08	-324.50%	540.72	560.00	-19.28	-3.57%
19-11-00-560673	EQUIPMENT REPAIR	0.00	0.00	0.00	0.00%	23.98	25.16	-1.18	-4.92%
19-11-00-560675	EQUIPMENT REPAIR--MINI-GOLF	0.00	36.00	-36.00	0.00%	0.00	148.87	-148.87	0.00%
19-11-00-560676	FACILITY REPAIR--MINI-GOLF	39.99	225.69	-185.70	-464.37%	39.99	280.69	-240.70	-601.90%
19-11-00-570028	FURNITURE/FIXTURES	0.00	0.00	0.00	0.00%	0.00	1,980.00	-1,980.00	0.00%
19-11-00-570030	EQUIPMENT PURCHASE	0.00	0.00	0.00	0.00%	2,915.69	1,375.61	1,540.08	52.82%
19-11-00-570120	FACILITY IMPROVEMENT	55.47	1,673.22	-1,617.75	-2,916.44%	3,364.47	1,673.22	1,691.25	50.27%
19-11-00-570960	CASH OVER/SHORT	-5.00	-5.51	0.51	10.20%	96.00	89.20	6.80	7.08%
	Expense Total:	7,763.55	7,380.15	383.40	4.94%	62,449.15	132,494.13	-70,044.98	-112.16%
	Fund 19 Surplus (Deficit):	5,029.50	5,308.04	278.54	5.54%	93,200.23	32,160.22	-61,040.01	-65.49%

Fund: 20 - RACKET CLUB

Revenue

20-11-00-430385	SUMMER TENNIS	756.00	0.00	-756.00	-100.00%	34,505.84	33,489.27	-1,016.57	-2.95%
20-11-00-430386	MCHENRY COUNTY CLASSIC	0.00	0.00	0.00	0.00%	853.44	-7.53	-860.97	-100.88%
20-11-00-440019	INVESTMENT INTEREST - CD'S	0.00	0.00	0.00	0.00%	34.81	15.12	-19.69	-56.56%
20-11-00-440020	INVESTMENT INTEREST-MONEY MARKET	0.83	0.00	-0.83	-100.00%	10.92	239.39	228.47	2,092.22%
20-11-00-440421	ADVERTISING	70.68	80.13	9.45	13.37%	429.51	408.66	-20.85	-4.85%
20-11-00-440536	NO SHOW FEES	0.00	80.00	80.00	0.00%	70.00	638.00	568.00	811.43%
20-11-00-440550	INITIATION FEE	800.00	1,238.00	438.00	54.75%	4,425.00	4,788.00	363.00	8.20%
20-11-00-440551	MEMBERSHIP DUES	16,619.50	17,790.50	1,171.00	7.05%	78,195.00	90,093.50	11,898.50	15.22%
20-11-00-440552	OUTDOOR COURT FEES	432.00	104.00	-328.00	-75.93%	656.00	418.00	-238.00	-36.28%
20-11-00-440553	PERMANENT COURT TIME	18,982.40	22,571.05	3,588.65	18.91%	41,904.37	48,323.22	6,418.85	15.32%
20-11-00-440554	OPEN COURT TIME	2,121.75	3,401.78	1,280.03	60.33%	20,652.25	19,128.15	-1,524.10	-7.38%
20-11-00-440556	GUEST FEES	140.00	440.00	300.00	214.29%	1,760.00	1,760.00	0.00	0.00%
20-11-00-440558	TOURNAMENTS	0.00	6,630.22	6,630.22	0.00%	4,023.60	8,221.22	4,197.62	104.32%
20-11-00-440559	PRACTICE LANE	162.00	312.75	150.75	93.06%	738.00	1,367.75	629.75	85.33%
20-11-00-440564	TRAVEL TEAM MATCH	420.00	1,300.00	880.00	209.52%	1,700.00	3,300.00	1,600.00	94.12%
20-11-00-440566	ADULT EVENTS/ACTIVITIES	200.00	513.00	313.00	156.50%	1,113.00	1,751.00	638.00	57.32%
20-11-00-440567	PARTIES	0.00	0.00	0.00	0.00%	0.00	80.00	80.00	0.00%
20-11-00-440569	ADULT IN-CLUB LEAGUE	0.00	0.00	0.00	0.00%	804.00	990.00	186.00	23.13%
20-11-00-440570	TRAVEL TEAM PRACTICE	3,260.55	3,285.89	25.34	0.78%	6,558.65	6,860.78	302.13	4.61%
20-11-00-440572	PRIVATE LESSONS	17,058.53	12,651.80	-4,406.73	-25.83%	74,389.67	64,586.10	-9,803.57	-13.18%
20-11-00-440573	GROUP LESSONS	24,485.98	27,824.37	3,338.39	13.63%	134,714.36	147,651.87	12,937.51	9.60%
20-11-00-440574	JUNIOR EVENTS/ACTIVITIES	0.00	0.00	0.00	0.00%	1,091.00	0.00	-1,091.00	-100.00%
20-11-00-440578	JUNIOR IN-CLUB LEAGUES	287.70	465.22	177.52	61.70%	2,591.67	2,537.56	-54.11	-2.09%
20-11-00-440579	FINANCE CHARGES	-25.00	-50.00	-25.00	-100.00%	250.00	175.00	-75.00	-30.00%
20-11-00-480580	RACKETS	867.86	792.00	-75.86	-8.74%	4,116.81	5,937.10	1,820.29	44.22%
20-11-00-480581	RACKET STRINGING	1,787.26	1,515.26	-272.00	-15.22%	7,721.97	7,553.62	-168.35	-2.18%
20-11-00-480582	GRIPS/OVERWRAPS	229.20	280.37	51.17	22.33%	1,066.50	1,082.61	16.11	1.51%

Prior-Year Comparative Income Statement with Audit AJE September 2022

For the Period Ending 09/30/2022

		2021-2022	2022-2023	Sept. Variance		2021-2022	2022-2023	YTD Variance	
		Sept. Activity	Sept. Activity	Favorable / (Unfavorable)	Variance %	YTD Activity	YTD Activity	Favorable / (Unfavorable)	Variance %
20-11-00-480583	LADIES CLOTHING	298.91	523.76	224.85	75.22%	1,638.61	2,409.04	770.43	47.02%
20-11-00-480584	MEN'S CLOTHING	47.82	19.95	-27.87	-58.28%	142.72	310.88	168.16	117.83%
20-11-00-480586	SHOES	699.71	992.80	293.09	41.89%	2,154.57	4,634.84	2,480.27	115.12%
20-11-00-480589	SALES TAX	263.95	299.58	35.63	13.50%	1,367.20	1,834.89	467.69	34.21%
20-11-00-480591	TENNIS BALLS	953.63	970.66	17.03	1.79%	6,943.31	7,790.10	846.79	12.20%
20-11-00-480592	TENNIS BAGS	0.00	67.95	67.95	0.00%	74.95	153.90	78.95	105.34%
20-11-00-480593	MISC. CLOTHES	47.70	39.75	-7.95	-16.67%	127.82	144.19	16.37	12.81%
20-11-00-480594	ACCESSORIES	81.40	100.03	18.63	22.89%	685.82	373.48	-312.34	-45.54%
20-11-00-480596	DEMO RACKET RENTAL	15.00	21.00	6.00	40.00%	78.00	75.00	-3.00	-3.85%
20-11-00-490604	VENDING - POP	0.00	139.13	139.13	0.00%	0.00	693.43	693.43	0.00%
20-11-30-440051	RENTAL OF FACILITIES-PICKLEBALL COU...	0.00	500.05	500.05	0.00%	0.00	1,588.44	1,588.44	0.00%
20-11-30-440573	GROUP LESSONS-PICKLEBALL	0.00	937.43	937.43	0.00%	0.00	5,939.43	5,939.43	0.00%
	Revenue Total:	91,065.36	105,838.43	14,773.07	16.22%	437,589.37	477,336.01	39,746.64	9.08%
Expense									
20-11-00-501385	SUMMER TENNIS SALARIES & WAGES	0.00	22.50	-22.50	0.00%	6,337.03	7,958.55	-1,621.52	-25.59%
20-11-00-503385	SUMMER TENNIS COMMODITIES	0.00	0.00	0.00	0.00%	6.53	279.89	-273.36	-4,186.22%
20-11-00-503386	MCHENRY COUNTY CLASSIC COMMODIT..	0.00	0.00	0.00	0.00%	1,627.10	0.00	1,627.10	100.00%
20-11-00-510002	SUPT OF BUSINESS SERVICES	455.58	707.25	-251.67	-55.24%	2,251.39	2,577.36	-325.97	-14.48%
20-11-00-510004	SUPT OF FACILITY SERVICES	2,026.13	3,189.66	-1,163.53	-57.43%	9,980.46	11,595.14	-1,614.68	-16.18%
20-11-00-510005	SUPT OF PARKS SERVICES	397.65	727.23	-329.58	-82.88%	1,961.24	2,371.56	-410.32	-20.92%
20-11-00-510007	OFFICE STAFF	1,068.39	1,707.43	-639.04	-59.81%	5,359.89	6,184.94	-825.05	-15.39%
20-11-00-510011	MANAGER	6,368.06	9,874.47	-3,506.41	-55.06%	31,461.85	35,991.47	-4,529.62	-14.40%
20-11-00-510015	PUBLIC RELATIONS COORDINATOR	1,038.01	1,898.27	-860.26	-82.88%	5,379.34	6,190.39	-811.05	-15.08%
20-11-00-510017	BOOKKEEPER	493.51	880.96	-387.45	-78.51%	2,644.34	3,134.28	-489.94	-18.53%
20-11-00-510028	GROUND SUPERVISOR	248.94	390.23	-141.29	-56.76%	1,228.80	1,419.62	-190.82	-15.53%
20-11-00-510029	ASSOC. PRO LESSONS	8,937.24	19,200.87	-10,263.63	-114.84%	79,941.99	90,531.33	-10,589.34	-13.25%
20-11-00-510030	FRONT DESK	4,932.60	9,700.19	-4,767.59	-96.65%	27,824.86	39,466.24	-11,641.38	-41.84%
20-11-00-510032	TOURNAMENT DIRECTOR	0.00	0.00	0.00	0.00%	135.00	109.95	25.05	18.56%
20-11-00-510034	PRO ADMIN SALARIES	333.64	610.35	-276.71	-82.94%	2,189.12	2,130.06	59.06	2.70%
20-11-00-510035	MAINTENANCE STAFF	1,797.83	2,588.07	-790.24	-43.96%	8,643.50	9,772.96	-1,129.46	-13.07%
20-11-00-510036	DESK/PLAYROOM SUPERVISOR	3,118.40	5,169.60	-2,051.20	-65.78%	15,346.51	18,723.76	-3,377.25	-22.01%
20-11-00-510037	RACKET CLUB BUSINESS MGR	1,566.00	2,413.81	-847.81	-54.14%	8,449.77	9,726.09	-1,276.32	-15.10%
20-11-00-510041	DIRECTOR OF PARK DEVELOPMENT	435.92	0.00	435.92	100.00%	2,153.73	0.00	2,153.73	100.00%
20-11-00-510050	RACKET REPAIR	734.00	1,141.00	-407.00	-55.45%	3,643.75	4,074.75	-431.00	-11.83%
20-11-00-510055	TENNIS DIRECTOR	6,120.40	9,542.04	-3,421.64	-55.91%	30,238.29	34,746.52	-4,508.23	-14.91%
20-11-00-510065	BUILDING CUSTODIAN	570.77	781.69	-210.92	-36.95%	4,073.26	6,083.92	-2,010.66	-49.36%
20-11-00-510070	HUMAN RESOURCE MANAGER	386.36	586.66	-200.30	-51.84%	1,867.79	2,138.93	-271.14	-14.52%
20-11-00-510405	FICA/MEDICARE	3,232.68	5,608.94	-2,376.26	-73.51%	19,806.28	23,191.94	-3,385.66	-17.09%
20-11-00-520205	GARBAGE DISPOSAL	308.54	474.17	-165.63	-53.68%	1,268.94	1,755.94	-487.00	-38.38%
20-11-00-520206	ELECTRICITY	2,185.12	0.00	2,185.12	100.00%	9,128.40	7,575.62	1,552.78	17.01%
20-11-00-520207	HEAT	157.78	196.63	-38.85	-24.62%	1,852.88	1,407.66	445.22	24.03%
20-11-00-520209	COMMUNICATION	496.79	348.01	148.78	29.95%	1,430.80	1,438.84	-8.04	-0.56%

Prior-Year Comparative Income Statement with Audit AJE September 2022

For the Period Ending 09/30/2022

		2021-2022	2022-2023	Sept. Variance		2021-2022	2022-2023	YTD Variance	
		Sept. Activity	Sept. Activity	Favorable / (Unfavorable)	Variance %	YTD Activity	YTD Activity	Favorable / (Unfavorable)	Variance %
20-11-00-520212	PROFESSIONAL SERVICES	0.00	0.00	0.00	0.00%	0.00	4,070.26	-4,070.26	0.00%
20-11-00-520213	COMPUTER/SOFTWARE EXPENSES	0.00	0.00	0.00	0.00%	2,500.00	2,814.55	-314.55	-12.58%
20-11-00-520214	CLEANING SERVICES	790.00	1,637.70	-847.70	-107.30%	790.00	3,818.41	-3,028.41	-383.34%
20-11-00-520215	MAINTENANCE AGREEMENTS	2,268.11	2,328.80	-60.69	-2.68%	5,797.51	6,035.94	-238.43	-4.11%
20-11-00-520216	OFFICE EQUIPMENT LEASE	0.00	192.36	-192.36	0.00%	215.23	192.36	22.87	10.63%
20-11-00-520217	SECURITY SYSTEM	0.00	80.43	-80.43	0.00%	390.71	2,177.66	-1,786.95	-457.36%
20-11-00-520226	LAUNDRY/LINENS	99.44	0.00	99.44	100.00%	99.44	551.94	-452.50	-455.05%
20-11-00-520250	MISCELLANEOUS	50.00	60.00	-10.00	-20.00%	50.00	760.00	-710.00	-1,420.00%
20-11-00-520255	MISCELLANEOUS BANK CHARGES	1,441.48	1,495.98	-54.50	-3.78%	7,114.06	8,607.86	-1,493.80	-21.00%
20-11-00-520574	POSTAGE	298.17	42.18	255.99	85.85%	298.17	42.18	255.99	85.85%
20-11-00-520581	COLLECTION FEES	0.00	0.00	0.00	0.00%	0.00	26.72	-26.72	0.00%
20-11-00-530231	PLAYROOM EXPENSE	0.00	0.00	0.00	0.00%	0.00	3.00	-3.00	0.00%
20-11-00-530242	FIRST AID/SAFETY	0.00	0.00	0.00	0.00%	0.00	34.76	-34.76	0.00%
20-11-00-530365	ADVERTISING	0.00	364.00	-364.00	0.00%	344.99	364.00	-19.01	-5.51%
20-11-00-530389	LOCKER ROOM SUPPLIES	0.00	0.00	0.00	0.00%	313.99	31.88	282.11	89.85%
20-11-00-530460	SUPPLIES-TEACHING & COURTS	0.00	285.07	-285.07	0.00%	2,407.88	485.27	1,922.61	79.85%
20-11-00-530553	OFFICE SUPPLIES	49.59	205.98	-156.39	-315.37%	345.58	285.30	60.28	17.44%
20-11-00-530560	OFFICE EQUIPMENT	0.00	0.00	0.00	0.00%	0.00	15.06	-15.06	0.00%
20-11-00-530566	ADULT EVENT EXPENSE	0.00	0.00	0.00	0.00%	13.40	304.96	-291.56	-2,175.82%
20-11-00-530573	GROUP LESSONS	5.88	0.00	5.88	100.00%	7,321.37	6,929.40	391.97	5.35%
20-11-00-530579	TOURNAMENTS	50.00	100.00	-50.00	-100.00%	955.78	2,215.73	-1,259.95	-131.82%
20-11-00-530600	PAPER PRODUCTS	0.00	125.36	-125.36	0.00%	362.49	514.72	-152.23	-42.00%
20-11-00-530605	VENDING - COFFEE	0.00	107.26	-107.26	0.00%	719.78	310.82	408.96	56.82%
20-11-00-530694	UNIFORMS	67.98	0.00	67.98	100.00%	67.98	1,522.00	-1,454.02	-2,138.89%
20-11-00-540507	INSURANCE/HEALTH	6,467.44	4,139.00	2,328.44	36.00%	21,642.64	45,580.59	-23,937.95	-110.61%
20-11-00-550541	FURNITURE/FIXTURES	358.96	0.00	358.96	100.00%	494.02	105.98	388.04	78.55%
20-11-00-560025	LAND IMPROVEMENT	28.24	209.70	-181.46	-642.56%	68.59	1,089.94	-1,021.35	-1,489.07%
20-11-00-560151	BUILDING REPAIR	3,177.00	782.30	2,394.70	75.38%	4,277.76	1,123.46	3,154.30	73.74%
20-11-00-560227	TOOLS/MAINT EQUIPMENT	94.94	0.00	94.94	100.00%	195.38	1,056.59	-861.21	-440.79%
20-11-00-560248	EQUIPMENT REPAIR	0.00	0.00	0.00	0.00%	2,640.14	791.88	1,848.26	70.01%
20-11-00-560353	JANITORIAL SUPPLIES	23.17	184.67	-161.50	-697.02%	419.20	451.84	-32.64	-7.79%
20-11-00-560383	LIGHTING SUPPLIES	49.44	0.00	49.44	100.00%	49.44	104.99	-55.55	-112.36%
20-11-00-560562	GROUND MAINTENANCE	594.52	162.37	432.15	72.69%	10,247.63	18,351.21	-8,103.58	-79.08%
20-11-00-570250	MISCELLANEOUS	0.00	94.69	-94.69	0.00%	98.55	-590.93	689.48	699.62%
20-11-00-570676	MEETINGS/CONFERENCES	77.00	0.00	77.00	100.00%	99.04	183.77	-84.73	-85.55%
20-11-00-570677	TRAVELING EXPENSE	0.00	0.00	0.00	0.00%	44.80	0.00	44.80	100.00%
20-11-00-580591	TENNIS BALLS	1,139.90	1,396.35	-256.45	-22.50%	5,886.82	4,503.83	1,382.99	23.49%
20-11-00-580710	LADIES CLOTHING	291.94	292.24	-0.30	-0.10%	4,051.09	1,537.86	2,513.23	62.04%
20-11-00-580712	MEN'S CLOTHING	0.00	0.00	0.00	0.00%	206.80	0.00	206.80	100.00%
20-11-00-580720	SHOES	2,812.18	2,308.46	503.72	17.91%	4,977.55	8,519.93	-3,542.38	-71.17%
20-11-00-580725	RACKETS	290.20	1,242.38	-952.18	-328.11%	2,885.72	3,059.87	-174.15	-6.03%
20-11-00-580732	MISC. CLOTHES	146.49	0.00	146.49	100.00%	565.18	0.00	565.18	100.00%

Prior-Year Comparative Income Statement with Audit AJE September 2022

For the Period Ending 09/30/2022

		2021-2022	2022-2023	Sept. Variance		2021-2022	2022-2023	YTD Variance	
		Sept. Activity	Sept. Activity	Favorable / (Unfavorable)	Variance %	YTD Activity	YTD Activity	Favorable / (Unfavorable)	Variance %
20-11-00-580733	ACCESSORIES	120.78	139.98	-19.20	-15.90%	202.08	519.06	-316.98	-156.86%
20-11-00-580734	GRIPS/OVERWRAPS	183.12	25.98	157.14	85.81%	937.18	906.20	30.98	3.31%
20-11-00-580735	SALES TAX	200.00	396.00	-196.00	-98.00%	1,341.00	1,818.00	-477.00	-35.57%
20-11-00-580745	RACKET REPAIR SUPPLIES	464.60	30.98	433.62	93.33%	4,172.73	1,264.15	2,908.58	69.70%
20-11-30-530460	SUPPLIES-TEACHING & COURTS-PICKLE...	0.00	0.00	0.00	0.00%	0.00	373.80	-373.80	0.00%
20-14-00-510008	CLERICAL-PART TIME	157.65	254.24	-96.59	-61.27%	754.20	901.03	-146.83	-19.47%
20-14-00-510074	PARK POLICE CHIEF	230.74	362.76	-132.02	-57.22%	1,503.43	1,319.02	184.41	12.27%
20-14-00-510075	P.T. POLICE	839.52	1,291.08	-451.56	-53.79%	5,536.14	5,338.68	197.46	3.57%
20-14-00-510076	F.T. POLICE	0.00	278.99	-278.99	0.00%	0.00	676.03	-676.03	0.00%
	Expense Total:	70,278.82	98,377.32	-28,098.50	-39.98%	389,638.31	471,679.27	-82,040.96	-21.06%
	Fund 20 Surplus (Deficit):	20,786.54	7,461.11	-13,325.43	-64.11%	47,951.06	5,656.74	-42,294.32	-88.20%
	Total Surplus (Deficit):	2,729,800.25	2,702,565.79	-27,234.46	-1.00%	4,990,704.83	4,055,005.80	-935,699.03	-18.75%

Group Summary

Account Typ...	2021-2022 Sept. Activity	2022-2023 Sept. Activity	Sept. Variance Favorable / (Unfavorable)	Variance %	2021-2022 YTD Activity	2022-2023 YTD Activity	YTD Variance Favorable / (Unfavorable)	Variance %
Fund: 01 - CORPORATE								
Revenue	1,444,643.19	1,553,275.41	108,632.22	7.52%	3,567,121.51	3,715,638.96	148,517.45	4.16%
Expense	287,220.64	363,316.73	-76,096.09	-26.49%	1,460,092.81	1,723,314.55	-263,221.74	-18.03%
Fund 01 Surplus (Deficit):	1,157,422.55	1,189,958.68	32,536.13	2.81%	2,107,028.70	1,992,324.41	-114,704.29	-5.44%
Fund: 02 - RECREATION								
Revenue	895,102.73	972,785.56	77,682.83	8.68%	2,745,513.30	3,071,670.89	326,157.59	11.88%
Expense	246,346.92	460,392.51	-214,045.59	-86.89%	1,445,981.95	2,150,128.34	-704,146.39	-48.70%
Fund 02 Surplus (Deficit):	648,755.81	512,393.05	-136,362.76	-21.02%	1,299,531.35	921,542.55	-377,988.80	-29.09%
Fund: 03 - IMRF								
Revenue	178,618.73	164,532.25	-14,086.48	-7.89%	428,066.00	378,921.10	-49,144.90	-11.48%
Expense	32,222.26	43,690.91	-11,468.65	-35.59%	171,342.80	160,836.58	10,506.22	6.13%
Fund 03 Surplus (Deficit):	146,396.47	120,841.34	-25,555.13	-17.46%	256,723.20	218,084.52	-38,638.68	-15.05%
Fund: 04 - LIABILITY								
Revenue	69,488.46	66,569.36	-2,919.10	-4.20%	166,621.75	153,513.79	-13,107.96	-7.87%
Expense	290.00	855.00	-565.00	-194.83%	29,459.76	33,025.34	-3,565.58	-12.10%
Fund 04 Surplus (Deficit):	69,198.46	65,714.36	-3,484.10	-5.03%	137,161.99	120,488.45	-16,673.54	-12.16%
Fund: 05 - BOND & INTEREST								
Revenue	425,050.77	450,503.96	25,453.19	5.99%	1,018,564.19	1,035,522.18	16,957.99	1.66%
Expense	0.00	0.00	0.00	0.00%	69,300.00	47,975.00	21,325.00	30.77%
Fund 05 Surplus (Deficit):	425,050.77	450,503.96	25,453.19	5.99%	949,264.19	987,547.18	38,282.99	4.03%
Fund: 06 - AUDIT								
Revenue	7,362.08	10,669.95	3,307.87	44.93%	17,637.69	24,524.61	6,886.92	39.05%
Expense	0.00	0.00	0.00	0.00%	15,850.00	16,800.00	-950.00	-5.99%
Fund 06 Surplus (Deficit):	7,362.08	10,669.95	3,307.87	44.93%	1,787.69	7,724.61	5,936.92	332.10%
Fund: 07 - SPECIAL RECREATION								
Revenue	266,275.63	287,986.48	21,710.85	8.15%	637,977.41	661,810.03	23,832.62	3.74%
Expense	19,984.37	11,304.06	8,680.31	43.44%	463,937.74	416,944.61	46,993.13	10.13%
Fund 07 Surplus (Deficit):	246,291.26	276,682.42	30,391.16	12.34%	174,039.67	244,865.42	70,825.75	40.70%
Fund: 08 - NATURAL HISTORY								
Revenue	114,032.85	121,880.83	7,847.98	6.88%	279,679.85	285,913.62	6,233.77	2.23%
Expense	22,815.18	30,687.20	-7,872.02	-34.50%	111,188.24	142,136.28	-30,948.04	-27.83%
Fund 08 Surplus (Deficit):	91,217.67	91,193.63	-24.04	-0.03%	168,491.61	143,777.34	-24,714.27	-14.67%
Fund: 11 - AQUATIC								
Revenue	5,746.73	4,763.59	-983.14	-17.11%	225,441.21	234,455.98	9,014.77	4.00%
Expense	15,124.35	19,708.87	-4,584.52	-30.31%	224,680.28	336,415.13	-111,734.85	-49.73%
Fund 11 Surplus (Deficit):	-9,377.62	-14,945.28	-5,567.66	-59.37%	760.93	-101,959.15	-102,720.08	-13,499.28%

Prior-Year Comparative Income Statement with Audit AJE September 2022

For the Period Ending 09/30/2022

Account Typ...	2021-2022 Sept. Activity	2022-2023 Sept. Activity	Sept. Variance Favorable / (Unfavorable)	Variance %	2021-2022 YTD Activity	2022-2023 YTD Activity	YTD Variance Favorable / (Unfavorable)	Variance %
Fund: 12 - FOOD SERVICE								
Revenue	4,791.45	8,303.50	3,512.05	73.30%	131,785.01	143,207.16	11,422.15	8.67%
Expense	7,657.52	8,385.43	-727.91	-9.51%	100,478.26	128,428.89	-27,950.63	-27.82%
Fund 12 Surplus (Deficit):	-2,866.07	-81.93	2,784.14	97.14%	31,306.75	14,778.27	-16,528.48	-52.80%
Fund: 15 - CAPITAL EQUIPMENT REPLACEMENT FUND								
Revenue	4.32	0.00	-4.32	-100.00%	15.41	635.18	619.77	4,021.87%
Fund 15 Total:	4.32	0.00	-4.32	-100.00%	15.41	635.18	619.77	4,021.87%
Fund: 16 - CAPITAL PROJECTS								
Revenue	117.80	0.00	-117.80	-100.00%	712.07	5,527.38	4,815.31	676.24%
Expense	75,589.29	13,133.54	62,455.75	82.63%	277,270.02	538,147.32	-260,877.30	-94.09%
Fund 16 Surplus (Deficit):	-75,471.49	-13,133.54	62,337.95	82.60%	-276,557.95	-532,619.94	-256,061.99	-92.59%
Fund: 19 - DRIVING RANGE								
Revenue	12,793.05	12,688.19	-104.86	-0.82%	155,649.38	164,654.35	9,004.97	5.79%
Expense	7,763.55	7,380.15	383.40	4.94%	62,449.15	132,494.13	-70,044.98	-112.16%
Fund 19 Surplus (Deficit):	5,029.50	5,308.04	278.54	5.54%	93,200.23	32,160.22	-61,040.01	-65.49%
Fund: 20 - RACKET CLUB								
Revenue	91,065.36	105,838.43	14,773.07	16.22%	437,589.37	477,336.01	39,746.64	9.08%
Expense	70,278.82	98,377.32	-28,098.50	-39.98%	389,638.31	471,679.27	-82,040.96	-21.06%
Fund 20 Surplus (Deficit):	20,786.54	7,461.11	-13,325.43	-64.11%	47,951.06	5,656.74	-42,294.32	-88.20%
Total Surplus (Deficit):	2,729,800.25	2,702,565.79	-27,234.46	-1.00%	4,990,704.83	4,055,005.80	-935,699.03	-18.75%

Fund Summary

Fund	2021-2022		2022-2023		Sept. Variance		YTD Variance	
	Sept. Activity	Sept. Activity	Favorable / (Unfavorable)	Variance %	YTD Activity	YTD Activity	Favorable / (Unfavorable)	Variance %
01 - CORPORATE	1,157,422.55	1,189,958.68	32,536.13	2.81%	2,107,028.70	1,992,324.41	-114,704.29	-5.44%
02 - RECREATION	648,755.81	512,393.05	-136,362.76	-21.02%	1,299,531.35	921,542.55	-377,988.80	-29.09%
03 - IMRF	146,396.47	120,841.34	-25,555.13	-17.46%	256,723.20	218,084.52	-38,638.68	-15.05%
04 - LIABILITY	69,198.46	65,714.36	-3,484.10	-5.03%	137,161.99	120,488.45	-16,673.54	-12.16%
05 - BOND & INTEREST	425,050.77	450,503.96	25,453.19	5.99%	949,264.19	987,547.18	38,282.99	4.03%
06 - AUDIT	7,362.08	10,669.95	3,307.87	44.93%	1,787.69	7,724.61	5,936.92	332.10%
07 - SPECIAL RECREATION	246,291.26	276,682.42	30,391.16	12.34%	174,039.67	244,865.42	70,825.75	40.70%
08 - NATURAL HISTORY	91,217.67	91,193.63	-24.04	-0.03%	168,491.61	143,777.34	-24,714.27	-14.67%
11 - AQUATIC	-9,377.62	-14,945.28	-5,567.66	-59.37%	760.93	-101,959.15	-102,720.08	-13,499.28%
12 - FOOD SERVICE	-2,866.07	-81.93	2,784.14	97.14%	31,306.75	14,778.27	-16,528.48	-52.80%
15 - CAPITAL EQUIPMENT REP...	4.32	0.00	-4.32	-100.00%	15.41	635.18	619.77	4,021.87%
16 - CAPITAL PROJECTS	-75,471.49	-13,133.54	62,337.95	82.60%	-276,557.95	-532,619.94	-256,061.99	-92.59%
19 - DRIVING RANGE	5,029.50	5,308.04	278.54	5.54%	93,200.23	32,160.22	-61,040.01	-65.49%
20 - RACKET CLUB	20,786.54	7,461.11	-13,325.43	-64.11%	47,951.06	5,656.74	-42,294.32	-88.20%
Total Surplus (Deficit):	2,729,800.25	2,702,565.79	-27,234.46	-1.00%	4,990,704.83	4,055,005.80	-935,699.03	-18.75%



Crystal Lake Park District, IL

Prior-Year Comparative Revenue Producing Funds with Audit AJE September 2022

Group Summary

For the Period Ending 09/30/2022

Fun...	2021-2022 Sept. Activity	2022-2023 Sept. Activity	Sept. Variance Favorable / (Unfavorable)	Variance %	2021-2022 YTD Activity	2022-2023 YTD Activity	YTD Variance Favorable / (Unfavorable)	Variance %
Revenue								
01 - CORPORATE	1,444,643.19	1,553,275.41	108,632.22	7.52%	3,567,121.51	3,715,638.96	148,517.45	4.16%
02 - RECREATION	895,102.73	972,785.56	77,682.83	8.68%	2,745,513.30	3,071,670.89	326,157.59	11.88%
08 - NATURAL HISTORY	114,032.85	121,880.83	7,847.98	6.88%	279,679.85	285,913.62	6,233.77	2.23%
11 - AQUATIC	5,746.73	4,763.59	-983.14	-17.11%	225,441.21	234,455.98	9,014.77	4.00%
12 - FOOD SERVICE	4,791.45	8,303.50	3,512.05	73.30%	131,785.01	143,207.16	11,422.15	8.67%
19 - DRIVING RANGE	12,793.05	12,688.19	-104.86	-0.82%	155,649.38	164,654.35	9,004.97	5.79%
20 - RACKET CLUB	91,065.36	105,838.43	14,773.07	16.22%	437,589.37	477,336.01	39,746.64	9.08%
Revenue Total:	2,568,175.36	2,779,535.51	211,360.15	8.23%	7,542,779.63	8,092,876.97	550,097.34	7.29%
Expense								
01 - CORPORATE	287,220.64	363,316.73	-76,096.09	-26.49%	1,460,092.81	1,723,314.55	-263,221.74	-18.03%
02 - RECREATION	246,346.92	460,392.51	-214,045.59	-86.89%	1,445,981.95	2,150,128.34	-704,146.39	-48.70%
08 - NATURAL HISTORY	22,815.18	30,687.20	-7,872.02	-34.50%	111,188.24	142,136.28	-30,948.04	-27.83%
11 - AQUATIC	15,124.35	19,708.87	-4,584.52	-30.31%	224,680.28	336,415.13	-111,734.85	-49.73%
12 - FOOD SERVICE	7,657.52	8,385.43	-727.91	-9.51%	100,478.26	128,428.89	-27,950.63	-27.82%
19 - DRIVING RANGE	7,763.55	7,380.15	383.40	4.94%	62,449.15	132,494.13	-70,044.98	-112.16%
20 - RACKET CLUB	70,278.82	98,377.32	-28,098.50	-39.98%	389,638.31	471,679.27	-82,040.96	-21.06%
Expense Total:	657,206.98	988,248.21	-331,041.23	-50.37%	3,794,509.00	5,084,596.59	-1,290,087.59	-34.00%
Total Surplus (Deficit):	1,910,968.38	1,791,287.30	-119,681.08	-6.26%	3,748,270.63	3,008,280.38	-739,990.25	-19.74%

Fund Summary

Fund	2021-2022		2022-2023		Sept. Variance		YTD Variance	
	Sept. Activity	Sept. Activity	Favorable / (Unfavorable)	Variance %	YTD Activity	YTD Activity	Favorable / (Unfavorable)	Variance %
01 - CORPORATE	1,157,422.55	1,189,958.68	32,536.13	2.81%	2,107,028.70	1,992,324.41	-114,704.29	-5.44%
02 - RECREATION	648,755.81	512,393.05	-136,362.76	-21.02%	1,299,531.35	921,542.55	-377,988.80	-29.09%
08 - NATURAL HISTORY	91,217.67	91,193.63	-24.04	-0.03%	168,491.61	143,777.34	-24,714.27	-14.67%
11 - AQUATIC	-9,377.62	-14,945.28	-5,567.66	-59.37%	760.93	-101,959.15	-102,720.08	-13,499.28%
12 - FOOD SERVICE	-2,866.07	-81.93	2,784.14	97.14%	31,306.75	14,778.27	-16,528.48	-52.80%
19 - DRIVING RANGE	5,029.50	5,308.04	278.54	5.54%	93,200.23	32,160.22	-61,040.01	-65.49%
20 - RACKET CLUB	20,786.54	7,461.11	-13,325.43	-64.11%	47,951.06	5,656.74	-42,294.32	-88.20%
Total Surplus (Deficit):	1,910,968.38	1,791,287.30	-119,681.08	-6.26%	3,748,270.63	3,008,280.38	-739,990.25	-19.74%



Purchasing Card Detail

By Vendor Name

Post Dates 9/1/2022 - 9/30/2022

Vendor Name	Description (Item)	Account Number	Payment Date	Payable Number	Amount
Vendor: 00010 - FIFTH THIRD BANK					
FIFTH THIRD BANK	GRAND OAKS VIDEO, INTERNET, PHONES (50%)	01-11-00-520209	09/28/2022	083122	140.99
FIFTH THIRD BANK	BUSINESS PHONE LINES (50%)	01-11-00-520209	09/28/2022	083122	1,428.34
FIFTH THIRD BANK	SHAMROCK HILLS INTERNET SERVICE (50%)	01-11-00-520209	09/28/2022	083122	64.98
FIFTH THIRD BANK	ROTARY BUILDING PHONES, INTERNET (25%)	01-11-00-520209	09/28/2022	083122	65.54
FIFTH THIRD BANK	WEST BEACH INTERNET, VIDEO (50%)	01-11-00-520209	09/28/2022	083122	106.50
FIFTH THIRD BANK	SHAMROCK HILLS PHONE SERVICE (50%)	01-11-00-520209	09/28/2022	083122	99.13
FIFTH THIRD BANK	GARAGE PHONE, INTERNET SERVICE (50%)	01-11-00-520209	09/28/2022	083122	69.31
FIFTH THIRD BANK	ADMIN, MAIN BEACH, POLICE PHONES,INTERNET (33.07%)	01-11-00-520209	09/28/2022	083122	630.36
FIFTH THIRD BANK	SPOERL INTERNET (50%)	01-11-00-520209	09/28/2022	083122	74.95
FIFTH THIRD BANK	WOODSCREEK PHONE, INTERNET (50%)	01-11-00-520209	09/28/2022	083122	109.55
FIFTH THIRD BANK	VERIZON AUGUST 2022 (14.84%)	01-11-00-520209	09/28/2022	083122	428.53
FIFTH THIRD BANK	POSTAGE MACHINE LEASE (33.33%)	01-11-00-520216	09/28/2022	083122	192.36
FIFTH THIRD BANK	NRPA RENEW CPRP CEU HERBSTER (50%)	01-11-00-520223	09/28/2022	083122	35.00
FIFTH THIRD BANK	GFOA ANNUAL DUES BECKE	01-11-00-520223	09/28/2022	083122	150.00
FIFTH THIRD BANK	IGFOA TRAINING	01-11-00-520225	09/28/2022	083122	35.00
FIFTH THIRD BANK	TRAINING SEMINAR OLAS (50%)	01-11-00-520225	09/28/2022	083122	75.00
FIFTH THIRD BANK	GFOA GAAP TRAINING BECKE	01-11-00-520225	09/28/2022	083122	135.00
FIFTH THIRD BANK	TRAINING SEMINAR OLAS (50%)	01-11-00-520225	09/28/2022	083122	75.00
FIFTH THIRD BANK	ANNEXATION ORDINANCE 22.23.02	01-11-00-520250	09/28/2022	083122	75.92
FIFTH THIRD BANK	COFFEE SUPPLIES (32.85%)	01-11-00-530425	09/28/2022	083122	83.84
FIFTH THIRD BANK	COFFEE SUPPLIES (50%)	01-11-00-530425	09/28/2022	083122	20.94
FIFTH THIRD BANK	COFFEE SUPPLIES (32.85%)	01-11-00-530425	09/28/2022	083122	83.84
FIFTH THIRD BANK	OFFICE SUPPLIES (50%)	01-11-00-530553	09/28/2022	083122	27.33
FIFTH THIRD BANK	OFFICE SUPPLIES (50%)	01-11-00-530553	09/28/2022	083122	28.00
FIFTH THIRD BANK	OFFICE SUPPLIES (17.15%)	01-11-00-530553	09/28/2022	083122	43.77
FIFTH THIRD BANK	OFFICE SUPPLIES (50%)	01-11-00-530553	09/28/2022	083122	80.65
FIFTH THIRD BANK	OFFICE SUPPLIES (50%)	01-11-00-530553	09/28/2022	083122	497.89
FIFTH THIRD BANK	OFFICE SUPPLIES (50%)	01-11-00-530553	09/28/2022	083122	7.74
FIFTH THIRD BANK	HR ID TRAVEL CASE (50%)	01-11-00-530553	09/28/2022	083122	54.14
FIFTH THIRD BANK	CR OFFICE SUPPLIES (50%)	01-11-00-530553	09/28/2022	083122	-3.26
FIFTH THIRD BANK	OFFICE SUPPLIES-CC ROLL PAPER (13%)	01-11-00-530553	09/28/2022	083122	31.98
FIFTH THIRD BANK	LAPTOP - FIELD MAINTENANCE SUPERVISOR (01-11-00-530563	09/28/2022	083122	1,178.85
FIFTH THIRD BANK	OFFICE CHAIR -AMY OLSON (50%)	01-11-00-570028	09/28/2022	083122	147.50
FIFTH THIRD BANK	STAFF MEETING MEAL (50%)	01-11-00-570250	09/28/2022	083122	35.96
FIFTH THIRD BANK	STAFF MEAL	01-11-00-570250	09/28/2022	083122	131.07
FIFTH THIRD BANK	NISRA GOLF OUTING	01-11-00-570676	09/28/2022	083122	309.00
FIFTH THIRD BANK	NISRA GOLF OUTING	01-11-00-570676	09/28/2022	083122	300.00
FIFTH THIRD BANK	NISRA GOLF OUTING	01-11-00-570676	09/28/2022	083122	300.00

Purchasing Card Detail

Post Dates: 9/1/2022 - 9/30/2022

Vendor Name	Description (Item)	Account Number	Payment Date	Payable Number	Amount
FIFTH THIRD BANK	NPRA CONFERENCE TRAVEL - HERBSTER	01-11-00-570677	09/28/2022	083122	644.05
FIFTH THIRD BANK	NPRA CONFERENCE TRAVEL - OLSON	01-11-00-570677	09/28/2022	083122	461.35
FIFTH THIRD BANK	FUEL - JULY (75%)	01-12-00-520205	09/28/2022	083122	2,649.56
FIFTH THIRD BANK	VERIZON AUGUST 2022 (43.67%)	01-12-00-520209	09/28/2022	083122	1,260.69
FIFTH THIRD BANK	I-PASS TOLL VIOLATIONS	01-12-00-520692	09/28/2022	083122	7.80
FIFTH THIRD BANK	GAS TRUCK 11	01-12-00-530260	09/28/2022	083122	111.52
FIFTH THIRD BANK	GARBAGE - FUEL CHARGE JULY (25%)	01-12-00-530260	09/28/2022	083122	883.19
FIFTH THIRD BANK	GAS TRUCK 22	01-12-00-530260	09/28/2022	083122	26.00
FIFTH THIRD BANK	GAS TRUCK 25	01-12-00-530260	09/28/2022	083122	92.58
FIFTH THIRD BANK	GAS TRUCK 28	01-12-00-530260	09/28/2022	083122	77.63
FIFTH THIRD BANK	GAS LIPPOLD EQUIPMENT	01-12-00-530260	09/28/2022	083122	88.71
FIFTH THIRD BANK	PRINTER INK	01-12-00-530553	09/28/2022	083122	512.38
FIFTH THIRD BANK	LABELS	01-12-00-530553	09/28/2022	083122	78.28
FIFTH THIRD BANK	STAPLERS	01-12-00-530553	09/28/2022	083122	20.63
FIFTH THIRD BANK	LABELS	01-12-00-530553	09/28/2022	083122	90.28
FIFTH THIRD BANK	TRUCK VINYL NUMBER DECAL	01-12-00-530553	09/28/2022	083122	37.00
FIFTH THIRD BANK	ZIP TIES	01-12-00-530672	09/28/2022	083122	119.90
FIFTH THIRD BANK	TRIMMER LINE	01-12-00-530673	09/28/2022	083122	54.58
FIFTH THIRD BANK	RECOIL ASSEMBLY	01-12-00-530675	09/28/2022	083122	87.22
FIFTH THIRD BANK	MOWER TIRE	01-12-00-530675	09/28/2022	083122	254.94
FIFTH THIRD BANK	RECOIL ASSEMBLY	01-12-00-530675	09/28/2022	083122	185.37
FIFTH THIRD BANK	DINGO MOWER V-BELT	01-12-00-530675	09/28/2022	083122	175.15
FIFTH THIRD BANK	MULTI TRAC TIRE	01-12-00-530675	09/28/2022	083122	133.97
FIFTH THIRD BANK	MOWER BLADE BOLTS	01-12-00-530675	09/28/2022	083122	129.00
FIFTH THIRD BANK	SCAG SPINDLE BOLT SPACER	01-12-00-530675	09/28/2022	083122	111.95
FIFTH THIRD BANK	CR MOWER TIRE	01-12-00-530675	09/28/2022	083122	-127.47
FIFTH THIRD BANK	SCAG LOCKNUT	01-12-00-530675	09/28/2022	083122	8.48
FIFTH THIRD BANK	SCAG BOLT	01-12-00-530675	09/28/2022	083122	48.80
FIFTH THIRD BANK	SELF TAPPING SCREW	01-12-00-530675	09/28/2022	083122	43.50
FIFTH THIRD BANK	KUBOTA MOWERS SAFETY SWITCHES	01-12-00-530675	09/28/2022	083122	19.78
FIFTH THIRD BANK	MOWER HEX NUTS	01-12-00-530675	09/28/2022	083122	22.62
FIFTH THIRD BANK	TRUCK FOG LIGHT BULBS	01-12-00-530691	09/28/2022	083122	30.98
FIFTH THIRD BANK	TRUCK BACK UP ALARM	01-12-00-530691	09/28/2022	083122	89.89
FIFTH THIRD BANK	REPLACE BROKEN LIGHT FIXTURES MAIN BEACH	01-12-00-550152	09/28/2022	083122	434.96
FIFTH THIRD BANK	BASKETBALL NETS NORTH PARKS (50%)	01-12-00-550559	09/28/2022	083122	24.30
FIFTH THIRD BANK	BASKETBALL NETS SOUTH PARKS (50%)	01-12-00-550664	09/28/2022	083122	24.30
FIFTH THIRD BANK	VERIZON AUGUST 2022 (5.15%)	01-14-00-520209	09/28/2022	083122	148.59
FIFTH THIRD BANK	VERIZON AUGUST 2022 (1.72%)	01-14-00-520209	09/28/2022	083122	49.53
FIFTH THIRD BANK	INTERNAL AFFAIRS CONFERENCE LODGING LONG	01-14-00-520225	09/28/2022	083122	244.08
FIFTH THIRD BANK	ILEAS ANNUAL MEMBERSHIP DUES	01-14-00-550603	09/28/2022	083122	60.00
FIFTH THIRD BANK	ILLINOIS BASSETT ALCOHOL SELLER-SERVER TRAINING	01-14-00-550603	09/28/2022	083122	14.99
FIFTH THIRD BANK	IL ASSN OF CHIEFS OF POLICE ANNUAL MEMBERSHIP	01-14-00-550603	09/28/2022	083122	95.00
FIFTH THIRD BANK	GARBAGE - GRAND OAKS	02-11-00-520205	09/28/2022	083122	134.53
FIFTH THIRD BANK	GRAND OAKS VIDEO, INTERNET, PHONES (50%)	02-11-00-520209	09/28/2022	083122	140.99
FIFTH THIRD BANK	WEST BEACH INTERNET, VIDEO (50%)	02-11-00-520209	09/28/2022	083122	106.50

Purchasing Card Detail

Post Dates: 9/1/2022 - 9/30/2022

Vendor Name	Description (Item)	Account Number	Payment Date	Payable Number	Amount
FIFTH THIRD BANK	BONCOSKY, GLC PHONE SERVICE (50%)	02-11-00-520209	09/28/2022	083122	83.32
FIFTH THIRD BANK	VERIZON AUGUST 2022 (16.16%)	02-11-00-520209	09/28/2022	083122	466.54
FIFTH THIRD BANK	GARAGE PHONE, INTERNET SERVICE (50%)	02-11-00-520209	09/28/2022	083122	69.30
FIFTH THIRD BANK	ROTARY BUILDING PHONES, INTERNET (25%)	02-11-00-520209	09/28/2022	083122	65.54
FIFTH THIRD BANK	SHAMROCK HILLS INTERNET SERVICE (50%)	02-11-00-520209	09/28/2022	083122	64.97
FIFTH THIRD BANK	ADMIN, MAIN BEACH, POLICE PHONES,INTERNET (33.07%)	02-11-00-520209	09/28/2022	083122	630.36
FIFTH THIRD BANK	WOODSCREEK PHONE, INTERNET (50%)	02-11-00-520209	09/28/2022	083122	109.55
FIFTH THIRD BANK	SHAMROCK HILLS PHONE SERVICE (50%)	02-11-00-520209	09/28/2022	083122	99.14
FIFTH THIRD BANK	BUSINESS PHONE LINES (50%)	02-11-00-520209	09/28/2022	083122	1,428.34
FIFTH THIRD BANK	SPOERL INTERNET (50%)	02-11-00-520209	09/28/2022	083122	74.95
FIFTH THIRD BANK	BONCOSKY, GLC PHONE SERVICE (50%)	02-11-00-520209	09/28/2022	083122	83.32
FIFTH THIRD BANK	POSTAGE MACHINE LEASE (33.33%)	02-11-00-520216	09/28/2022	083122	192.36
FIFTH THIRD BANK	NRPA RENEW CPRP CEU HERBSTER (50%)	02-11-00-520223	09/28/2022	083122	35.00
FIFTH THIRD BANK	MONTHLY CREATIVE CLOUD SUBSCRIPTION 2 LICENSES	02-11-00-530360	09/28/2022	083122	159.98
FIFTH THIRD BANK	LOCAL SEARCH SERVICES BARLINA HOUSE 8/28-9/27	02-11-00-530360	09/28/2022	083122	299.00
FIFTH THIRD BANK	SHAW MEDIA ARCHIVE SUBSCRIPTION	02-11-00-530360	09/28/2022	083122	4.95
FIFTH THIRD BANK	STAFF NISRA GOLF OUTING SUPPLIES	02-11-00-530360	09/28/2022	083122	150.91
FIFTH THIRD BANK	COFFEE SUPPLIES (50%)	02-11-00-530425	09/28/2022	083122	20.94
FIFTH THIRD BANK	OFFICE SUPPLIES (50%)	02-11-00-530553	09/28/2022	083122	80.65
FIFTH THIRD BANK	CR OFFICE SUPPLIES (50%)	02-11-00-530553	09/28/2022	083122	-3.26
FIFTH THIRD BANK	WIRELESS MOUSE	02-11-00-530553	09/28/2022	083122	30.98
FIFTH THIRD BANK	OFFICE SUPPLIES (50%)	02-11-00-530553	09/28/2022	083122	7.73
FIFTH THIRD BANK	OFFICE SUPPLIES	02-11-00-530553	09/28/2022	083122	29.89
FIFTH THIRD BANK	OFFICE SUPPLIES (50%)	02-11-00-530553	09/28/2022	083122	28.00
FIFTH THIRD BANK	OFFICE SUPPLIES (50%)	02-11-00-530553	09/28/2022	083122	497.89
FIFTH THIRD BANK	OFFICE SUPPLIES-CC ROLL PAPER (13.01%)	02-11-00-530553	09/28/2022	083122	32.00
FIFTH THIRD BANK	OFFICE SUPPLIES (17.15%)	02-11-00-530553	09/28/2022	083122	43.76
FIFTH THIRD BANK	HR ID TRAVEL CASE (50%)	02-11-00-530553	09/28/2022	083122	54.14
FIFTH THIRD BANK	OFFICE SUPPLIES (50%)	02-11-00-530553	09/28/2022	083122	27.33
FIFTH THIRD BANK	LAPTOPS - EXTENDED TIME STAFF (86%)	02-11-00-530563	09/28/2022	083122	7,242.00
FIFTH THIRD BANK	OFFICE CHAIR -AMY OLSON (50%)	02-11-00-570028	09/28/2022	083122	147.50
FIFTH THIRD BANK	OFFICE CHAIR - JESSICA ETTE	02-11-00-570028	09/28/2022	083122	379.99
FIFTH THIRD BANK	STAFF MEETING MEAL (50%)	02-11-00-570250	09/28/2022	083122	35.95
FIFTH THIRD BANK	IPRA CONFERENCE STOLT	02-11-00-570676	09/28/2022	083122	60.00
FIFTH THIRD BANK	CUBS ROOFTOP TICKETS	02-11-00-570676	09/28/2022	083122	450.00
FIFTH THIRD BANK	IPRA DIVERSITY EDUCATION BOOKER	02-11-00-570676	09/28/2022	083122	60.00
FIFTH THIRD BANK	SPRA SHOWCASE 2022 STOLT	02-11-00-570676	09/28/2022	083122	6.50
FIFTH THIRD BANK	SPRA SHOWCASE 2022 KOENI	02-11-00-570676	09/28/2022	083122	6.50
FIFTH THIRD BANK	IPRA CONFERENCE KOENIG	02-11-00-570676	09/28/2022	083122	60.00
FIFTH THIRD BANK	IPRA CONFERENCE PETERSON	02-11-00-570676	09/28/2022	083122	60.00
FIFTH THIRD BANK	FITNESS EQUIPMENT	02-62-00-503209	09/28/2022	083122	19.46
FIFTH THIRD BANK	FITNESS EQUIPMENT	02-62-00-503209	09/28/2022	083122	56.05
FIFTH THIRD BANK	FITNESS BALLS	02-62-00-503328	09/28/2022	083122	53.59

Purchasing Card Detail

Post Dates: 9/1/2022 - 9/30/2022

Vendor Name	Description (Item)	Account Number	Payment Date	Payable Number	Amount
FIFTH THIRD BANK	BARLINA PHONES, INTERNET (10.26%)	02-63-00-502133	09/28/2022	083122	195.50
FIFTH THIRD BANK	CAMP TRIP ROCKFORD DISCOVERY MUSEUM	02-63-00-502186	09/28/2022	083122	496.00
FIFTH THIRD BANK	CAMP TRIP DOLPHIN COVE	02-63-00-502186	09/28/2022	083122	505.00
FIFTH THIRD BANK	CAMP STAFF MEAL	02-63-00-502186	09/28/2022	083122	229.72
FIFTH THIRD BANK	SUMMER TRIP RAINBOW FALLS WATERPARK	02-63-00-502186	09/28/2022	083122	540.00
FIFTH THIRD BANK	CAMP TRIP MOVIE THEATRE	02-63-00-502186	09/28/2022	083122	880.00
FIFTH THIRD BANK	CAMP TRIP ROCKFORD DISCOVERY MUSEUM	02-63-00-502186	09/28/2022	083122	526.00
FIFTH THIRD BANK	CAMP TRIP GREEN MEADOWS FARM	02-63-00-502186	09/28/2022	083122	1,102.10
FIFTH THIRD BANK	LEADERSHIP MEETING MEAL	02-63-00-502188	09/28/2022	083122	174.82
FIFTH THIRD BANK	CAMP TRIP ENCHANTED CASTLE	02-63-00-502188	09/28/2022	083122	660.45
FIFTH THIRD BANK	AUGUST CAMP PROFILES	02-63-00-502188	09/28/2022	083122	425.36
FIFTH THIRD BANK	NRPA RENEW CPRP CEU THOMPSON	02-63-00-502220	09/28/2022	083122	70.00
FIFTH THIRD BANK	VERIZON AUGUST 2022 (3.43%)	02-63-00-502220	09/28/2022	083122	99.06
FIFTH THIRD BANK	VERIZON AUGUST 2022 (12.01%)	02-63-00-502220	09/28/2022	083122	346.71
FIFTH THIRD BANK	ROTARY BUILDING PHONES, INTERNET (50%)	02-63-00-502220	09/28/2022	083122	131.07
FIFTH THIRD BANK	CR CAMP SUPPLIES	02-63-00-503186	09/28/2022	083122	-6.63
FIFTH THIRD BANK	CAMP SPECIAL EVENT SUPPLIES	02-63-00-503187	09/28/2022	083122	64.42
FIFTH THIRD BANK	DANCING, DRINKS DATE NIGHT FOOD	02-64-00-503205	09/28/2022	083122	32.97
FIFTH THIRD BANK	BALLET CLASS BLUEPRINTS DIGITAL DOWNLOAD	02-64-00-503205	09/28/2022	083122	59.98
FIFTH THIRD BANK	DANCING, DRINKS DATE NIGHT FOOD	02-64-00-503205	09/28/2022	083122	94.84
FIFTH THIRD BANK	HAPKIDO UNIFORMS	02-64-00-503283	09/28/2022	083122	47.00
FIFTH THIRD BANK	MUSIC THEATRE INTERNATIONAL ALADDIN JR	02-64-00-503383	09/28/2022	083122	815.00
FIFTH THIRD BANK	SANITIZING WAND SENIOR CENTER	02-65-00-503469	09/28/2022	083122	37.98
FIFTH THIRD BANK	TEMPORARY TATTOOS FLANNEL FEST	02-66-00-503128	09/28/2022	083122	264.51
FIFTH THIRD BANK	SOFTBALLS MEN'S ADULT SOFTBALL LEAGUE	02-68-00-503363	09/28/2022	083122	1,625.63
FIFTH THIRD BANK	SOFTBALL LEAGUE ICE PACKS	02-68-00-503363	09/28/2022	083122	79.98
FIFTH THIRD BANK	SOFTBALLS CO-ED ADULT SOFTBALL LEAGUE	02-68-00-503363	09/28/2022	083122	940.28
FIFTH THIRD BANK	GARBAGE - LIPPOLD	02-68-00-520205	09/28/2022	083122	617.45
FIFTH THIRD BANK	BATTING CAGE SOFTBALLS	02-68-00-530404	09/28/2022	083122	166.26
FIFTH THIRD BANK	NATURE PROGRAM SUPPLIES	08-11-00-503620	09/28/2022	083122	69.97
FIFTH THIRD BANK	PALMER HOUSE PROGRAMS COMMODITIES	08-11-00-503636	09/28/2022	083122	9.02
FIFTH THIRD BANK	PALMER HOUSE PROGRAMS COMMODITIES	08-11-00-503636	09/28/2022	083122	54.36
FIFTH THIRD BANK	PALMER HOUSE PROGRAMS COMMODITIES	08-11-00-503636	09/28/2022	083122	43.80
FIFTH THIRD BANK	PALMER HOUSE PROGRAMS COMMODITIES	08-11-00-503636	09/28/2022	083122	65.70
FIFTH THIRD BANK	PALMER HOUSE PROGRAMS COMMODITIES	08-11-00-503636	09/28/2022	083122	20.95
FIFTH THIRD BANK	NATURE CENTER PHONES, INTERNET (10.45%)	08-11-00-520209	09/28/2022	083122	199.11
FIFTH THIRD BANK	VERIZON AUGUST 2022 (1.32%)	08-11-00-520209	09/28/2022	083122	38.01
FIFTH THIRD BANK	NATURALIST SUPPLIES	08-11-00-530352	09/28/2022	083122	24.67

Purchasing Card Detail

Post Dates: 9/1/2022 - 9/30/2022

Vendor Name	Description (Item)	Account Number	Payment Date	Payable Number	Amount
FIFTH THIRD BANK	NATURALIST SUPPLIES	08-11-00-530352	09/28/2022	083122	14.98
FIFTH THIRD BANK	BUS BOX LIFEGUARD FOOT RINSING	11-11-00-570021	09/28/2022	083122	18.93
FIFTH THIRD BANK	SHAVED ICE SYRUP	12-11-01-530010	09/28/2022	083122	100.81
FIFTH THIRD BANK	OFFICE SUPPLIES-CC ROLL PAPER (73.99%)	12-11-01-530741	09/28/2022	083122	181.97
FIFTH THIRD BANK	CANDY - CONCESSIONS	12-11-04-530005	09/28/2022	083122	102.72
FIFTH THIRD BANK	CANDY - CONCESSIONS	12-11-04-530005	09/28/2022	083122	69.92
FIFTH THIRD BANK	CUPS FOR BEER GARDEN	12-11-04-530020	09/28/2022	083122	93.52
FIFTH THIRD BANK	GARBAGE - GLC	19-11-00-520205	09/28/2022	083122	133.22
FIFTH THIRD BANK	VERIZON AUGUST 2022 (1.72%)	19-11-00-520209	09/28/2022	083122	49.52
FIFTH THIRD BANK	BONCOSKY, GLC PHONE SERVICE (50%)	19-11-00-520209	09/28/2022	083122	83.31
FIFTH THIRD BANK	BONCOSKY, GLC PHONE SERVICE (50%)	19-11-00-520209	09/28/2022	083122	83.32
FIFTH THIRD BANK	GOLF LEARNING CENTER CONCESSIONS	19-11-00-530020	09/28/2022	083122	27.98
FIFTH THIRD BANK	MINI GOLF PENCILS	19-11-00-530402	09/28/2022	083122	77.96
FIFTH THIRD BANK	BUTTERFLY NETS	19-11-00-560676	09/28/2022	083122	41.97
FIFTH THIRD BANK	RAKE	19-11-00-570120	09/28/2022	083122	108.99
FIFTH THIRD BANK	SUND FIELD SUPPLIES	19-11-00-570120	09/28/2022	083122	839.23
FIFTH THIRD BANK	MONTHLY GARBAGE SERVICE	20-11-00-520205	09/28/2022	083122	474.17
FIFTH THIRD BANK	MONTHLY TV SUBSCRIPTION	20-11-00-520209	09/28/2022	083122	97.08
FIFTH THIRD BANK	TRC PHONES, INTERNET (13.16%)	20-11-00-520209	09/28/2022	083122	250.93
FIFTH THIRD BANK	MONTHLY SERVICE	20-11-00-520214	09/28/2022	083122	818.85
FIFTH THIRD BANK	MONTHLY SERVICE	20-11-00-520214	09/28/2022	083122	818.85
FIFTH THIRD BANK	POSTAGE MACHINE LEASE (33.34%)	20-11-00-520216	09/28/2022	083122	192.36
FIFTH THIRD BANK	PROMO MAGNETS	20-11-00-530365	09/28/2022	083122	364.00
FIFTH THIRD BANK	BALL HOPPERS	20-11-00-530460	09/28/2022	083122	285.07
FIFTH THIRD BANK	PRINTER CARTRIDGES	20-11-00-530553	09/28/2022	083122	205.98
FIFTH THIRD BANK	TOURNAMENT APPROVAL FEE	20-11-00-530579	09/28/2022	083122	50.00
FIFTH THIRD BANK	TOURNAMENT APPROVAL FEE	20-11-00-530579	09/28/2022	083122	50.00
FIFTH THIRD BANK	SPRAYER HEADS	20-11-00-560353	09/28/2022	083122	29.88
FIFTH THIRD BANK	GRIP CREAM	20-11-00-580733	09/28/2022	083122	139.98
FIFTH THIRD BANK	STAPLE GUN	20-11-00-580745	09/28/2022	083122	30.98
Vendor 00010 - FIFTH THIRD BANK Total:					48,347.43
Grand Total:					48,347.43

Report Summary

Fund Summary

Fund	Expense Amount	Payment Amount
01 - CORPORATE	16,876.76	16,876.76
02 - RECREATION	25,108.60	25,108.60
08 - NATURAL HISTORY	540.57	540.57
11 - AQUATIC	18.93	18.93
12 - FOOD SERVICE	548.94	548.94
19 - DRIVING RANGE	1,445.50	1,445.50
20 - RACKET CLUB	3,808.13	3,808.13
Grand Total:	48,347.43	48,347.43

Account Summary

Account Number	Account Name	Expense Amount	Payment Amount
01-11-00-520209	COMMUNICATION	3,218.18	3,218.18
01-11-00-520216	OFFICE EQUIPMENT LEA	192.36	192.36
01-11-00-520223	DUES	185.00	185.00
01-11-00-520225	EDUCATION/SEMINARS	320.00	320.00
01-11-00-520250	MISCELLANEOUS	75.92	75.92
01-11-00-530425	COFFEE	188.62	188.62
01-11-00-530553	OFFICE SUPPLIES	768.24	768.24
01-11-00-530563	COMPUTERS	1,178.85	1,178.85
01-11-00-570028	FURNITURE/FIXTURES	147.50	147.50
01-11-00-570250	MISCELLANEOUS	167.03	167.03
01-11-00-570676	MEETINGS/CONFERENC	909.00	909.00
01-11-00-570677	TRAVELING EXPENSE	1,105.40	1,105.40
01-12-00-520205	GARBAGE DISPOSAL	2,649.56	2,649.56
01-12-00-520209	COMMUNICATION	1,260.69	1,260.69
01-12-00-520692	AUTO REPAIRS	7.80	7.80
01-12-00-530260	GAS & DIESEL FUEL	1,279.63	1,279.63
01-12-00-530553	OFFICE SUPPLIES	738.57	738.57
01-12-00-530672	FASTENERS	119.90	119.90
01-12-00-530673	EQUIPMENT REPAIR PAR	54.58	54.58
01-12-00-530675	MOWER REPAIR PARTS	1,093.31	1,093.31
01-12-00-530691	TRUCK REPAIR PARTS	120.87	120.87
01-12-00-550152	BUILDING/MAIN BEACH	434.96	434.96
01-12-00-550559	NEIGHBORHOOD PARKS-	24.30	24.30
01-12-00-550664	NEIGHBORHOOD PARKS-	24.30	24.30
01-14-00-520209	COMMUNICATION	198.12	198.12
01-14-00-520225	EDUCATION/SEMINARS	244.08	244.08
01-14-00-550603	MEMBERSHIP & TRAINI	169.99	169.99
02-11-00-520205	GARBAGE DISPOSAL	134.53	134.53
02-11-00-520209	COMMUNICATION	3,422.82	3,422.82
02-11-00-520216	OFFICE EQUIPMENT LEA	192.36	192.36
02-11-00-520223	DUES	35.00	35.00
02-11-00-530360	PUBLIC INFORMATION S	614.84	614.84
02-11-00-530425	COFFEE	20.94	20.94
02-11-00-530553	OFFICE SUPPLIES	829.11	829.11
02-11-00-530563	COMPUTERS	7,242.00	7,242.00
02-11-00-570028	FURNITURE/FIXTURES	527.49	527.49
02-11-00-570250	MISCELLANEOUS	35.95	35.95
02-11-00-570676	MEETINGS/CONFERENC	703.00	703.00
02-62-00-503209	ADULT FITNESS COMMO	75.51	75.51
02-62-00-503328	SENIOR FITNESS COMM	53.59	53.59
02-63-00-502133	EDUCATION/PRE-SCHOO	195.50	195.50
02-63-00-502186	CAMP/YOUNG EXPLORE	4,278.82	4,278.82
02-63-00-502188	JR HIGH & TEEN CAMPS	1,260.63	1,260.63
02-63-00-502220	EXTENDED TIME CONTR	646.84	646.84
02-63-00-503186	CAMP/YOUNG EXPLORE	-6.63	-6.63
02-63-00-503187	E.T. CAMP COMMODITIE	64.42	64.42

Account Summary

Account Number	Account Name	Expense Amount	Payment Amount
02-64-00-503205	ADULT/YOUTH DANCE C	187.79	187.79
02-64-00-503283	HAPKIDO COMMODITIE	47.00	47.00
02-64-00-503383	THEATER/VOICE COMM	815.00	815.00
02-65-00-503469	MISC. SENIOR PROGRA	37.98	37.98
02-66-00-503128	SEASONAL SPECIAL EVE	264.51	264.51
02-68-00-503363	SOFTBALL/FALL LEAGUE	2,645.89	2,645.89
02-68-00-520205	GARBAGE DISPOSAL	617.45	617.45
02-68-00-530404	BATTING CAGES	166.26	166.26
08-11-00-503620	NATURE PROGRAMS CO	69.97	69.97
08-11-00-503636	PALMER HOUSE PROGR	193.83	193.83
08-11-00-520209	COMMUNICATION	237.12	237.12
08-11-00-530352	NATURALIST'S SUPPLIES	39.65	39.65
11-11-00-570021	BEACH EQUIPMENT	18.93	18.93
12-11-01-530010	PRODUCT-ICE CREAM	100.81	100.81
12-11-01-530741	MISCELLANEOUS SUPPLI	181.97	181.97
12-11-04-530005	PRODUCT-CANDY	172.64	172.64
12-11-04-530020	MISC. CONCESSION PRO	93.52	93.52
19-11-00-520205	GARBAGE DISPOSAL	133.22	133.22
19-11-00-520209	COMMUNICATION	216.15	216.15
19-11-00-530020	MISC. CONCESSION PRO	27.98	27.98
19-11-00-530402	MINI-GOLF	77.96	77.96
19-11-00-560676	FACILITY REPAIR--MINI-G	41.97	41.97
19-11-00-570120	FACILITY IMPROVEMENT	948.22	948.22
20-11-00-520205	GARBAGE DISPOSAL	474.17	474.17
20-11-00-520209	COMMUNICATION	348.01	348.01
20-11-00-520214	CLEANING SERVICES	1,637.70	1,637.70
20-11-00-520216	OFFICE EQUIPMENT LEA	192.36	192.36
20-11-00-530365	ADVERTISING	364.00	364.00
20-11-00-530460	SUPPLIES-TEACHING & C	285.07	285.07
20-11-00-530553	OFFICE SUPPLIES	205.98	205.98
20-11-00-530579	TOURNAMENTS	100.00	100.00
20-11-00-560353	JANITORIAL SUPPLIES	29.88	29.88
20-11-00-580733	ACCESSORIES	139.98	139.98
20-11-00-580745	RACKET REPAIR SUPPLIE	30.98	30.98
Grand Total:		48,347.43	48,347.43

Project Account Summary

Project Account Key	Expense Amount	Payment Amount
None	48,347.43	48,347.43
Grand Total:	48,347.43	48,347.43